



A TEREX BRAND

# *Parts Manual*

## Serial Number Range

**GS-1530**

from GS3005A-76000 to  
GS3010A-109999

**GS-1532**

from GS3005B-76000 to  
GS3009B-98941

**GS-1930**

from GS3008C-101 to  
GS3011C-9999

**GS-1932**

from GS3205-75407 to  
GS3211A-109999

**GS-2032**

from GS3208C-101 to  
GS3212C-9999

**GS-2632**

from GS4605-75438 to  
GS4611A-109999

**GS-3232**

from GS4609C-101 to  
GS4612C-9999

**GS-2046**

**GS-2646**

**GS-3246**

Part No. 97384

Rev G37

January 2015

## Technical Publications

Genie has endeavored to deliver the highest degree of accuracy possible. However, continuous improvement of our products is a Genie policy. Therefore, product specifications are subject to change without notice.

Readers are encouraged to notify Genie of errors and send in suggestions for improvement. All communications will be carefully considered for future printings of this and all other manuals.

## Contact Us:

<http://www.genielift.com>  
 e-mail: [awp.techpub@terex.com](mailto:awp.techpub@terex.com)

## Serial Number Information


Genie Industries offers the following Parts Manuals for these models:

Title	Part No
Genie GS-1530, GS-1532, GS-1930 and GS-1932 Parts Manual (to serial number 59999).....	39529
Genie GS-2032 and GS-2632 Parts Manual (to serial number 59999).....	46325
Genie GS-2046, GS-2646 and GS-3246 Parts Manual (to serial number 59999).....	48338
Genie GS-1530, GS-1532, GS-1930 and GS-1932 Parts Manual (from serial number 60000 to 75999).....	96315
Genie GS-2032 and GS-2632 Parts Manual (from serial number 60000 to 75406).....	96315
Genie GS-2046, GS-2646 and GS-3246 Parts Manual (from serial number 60000 to 75437).....	96315

Copyright © 2011 by Terex Corporation

97384 Rev G August 2009  
 Third Edition, Sixth Printing

Genie is a registered trademark of Terex South Dakota, Inc. in the USA and many other countries. "GS" is a trademark of Terex South Dakota, Inc.

 Printed on recycled paper

**Genie**  
A TEREX BRAND

Model: GS-1930  
 Serial number: GS3005A-12345  
 Model year: 2005    Manufacture date: 04/12/05  
 Electrical schematic number: ES0141  
 Machine unladen weight: 2,714 lb / 1,231 N

Rated work load (including occupants): 500 lb / 227 kg  
 Maximum allowable inclination of the chassis:  
     N/A

Gradeability: N/A

Maximum allowable side force : 100 lb / 445 N  
 Maximum number of platform occupants:2

Country of manufacture: USA  
 This machine complies with:  
 ANSI A92.6  
 B354.2-01

Terex South Dakota, Inc.  
 18340 NE 76th Street  
 Redmond, WA 98052  
 USA


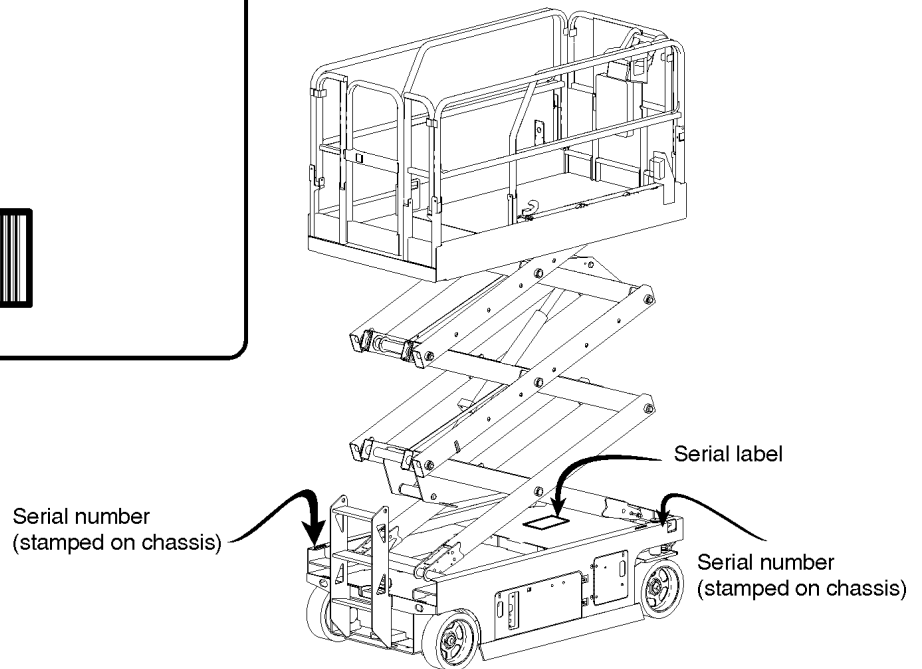
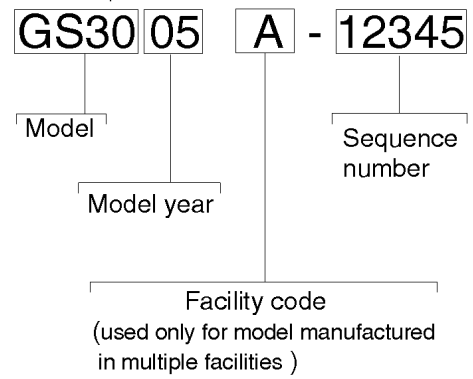



Table of Contents

This manual is updated frequently. If you have a printed manual, you can keep it up to date by downloading new figures from the Genie website at [www.genielift.com](http://www.genielift.com). For the most up-to-date parts information, visit the Parts Lookup System on the Genie website at [www.genielift.com](http://www.genielift.com).

How to Read Your Serial Number.....3  
 Parts Stocking List.....7  
 How to Order Parts.....8  
 Service Parts Fax Order Form.....9

**Electronic Version**

Click on any page number to view the figure.

**100 Decals**

101.1 Decals with Words, GS-1530/1532/1930/1932 (North America and Australia) (from SN GS3005A-76000 to GS3007A-91731) and (from GS3005B-76000 to GS3007B-88079).....10  
 102.1 Decals with Symbols, GS-1530/1930 (Asia and South America) (from SN GS3005A-76000 to GS3007A-91731) and (from GS3005B-76000 to GS3007B-88079).....14  
 103.1 Decals with Words, GS-1530/1930 (North America) (from SN GS3007A-91732 to GS3010A-109999) and (from GS3007B-88080 to GS3009B-98941).....16  
 104.1 Decals with Symbols, GS-1530/1930 (Asia and South America) (from SN GS3007A-91732 to GS3010A-10999 and GS3007B-88080 to GS3009B-98941).....20  
 105.1 Decals with Words, GS-1530/1532/1930/1932 (Australia) (from SN GS3007A-91732 to GS3011A-102095) and (from GS3007B-88080 to GS3009B-98941).....24  
 106.1 Decals with Words, GS-1530/1532/1930/1932 (Australia) (from SN GS3011A-102096 to GS3010A-109999).....28  
 107.1 Decals with Symbols, GS-1530/1532/1930/1932 (Europe) CE Models (from SN GS3005A-76000 to GS3007A-91731) and (from GS3005B-76000 to GS3007B-88079).....32  
 108.1 Decals with Symbols, GS-1530/1532/1930/1932 (Europe) (from SN GS3007A-91732 to GS3010A-109999; from GS3007B-88080; and from GS3008C-101 to GS3011C-9999).....34  
 109.1 Decals with Words, GS-2032/2632 (North America and Australia) (from SN GS3205-75407 to GS3207-87723).....38  
 110.1 Decals with Symbols, GS-2032/2632 (Asia and South America) (from SN GS3205-75407 to GS3207-87723).....42  
 111.1 Decals with Words, GS-2032/2632/3232 (North America) (from SN GS3207-87724 to GS3209-94602; and from GS3209A-94603 to GS3211A-109999).....44

111.1 Decals with Words, GS-2032/2632/3232 (North America) (from SN GS3207-87724 to GS3209-94602; and from GS3209A-94603).....48  
 112.1 Decals with Symbols, GS-2032/2632/3232 (Asia and South America) (from SN GS3207-87724 to GS3211A-109999).....52  
 113.1 Decals with Words, GS-2032/2632/3232 (Australia) (from SN GS3207-87724 to GS3209-94602; and from GS3209A-94603 to GS3211A-96461).....56  
 114.1 Decals with Words, GS-2032/2632/3232 (Australia) (from SN GS3211A-96462 to GS3211A-109999).....60  
 115.1 Decals with Symbols, GS-2032/2632 (Europe) (from SN GS3205-75407 to GS3207-87723).....64  
 116.1 Decals with Symbols, GS-2032/2632/3232 (Europe) (from SN GS3207-87724 to GS3209-94602; from GS3209A-94603; and from GS3208C-101 TO GS3212C-9999).....66  
 117.1 Decals with Words, GS-2046/2646/3246 (North America and Australia) (from SN GS4605-75438 to GS4607-87508).....70  
 118.1 Decals with Symbols, GS-2046/2646/3246 (Asia and South America) (from SN GS4605-75438 to GS4607A-87508).....74  
 119.1 Decals with Words, GS-2046/2646/3246 (North America) (from SN GS4607-87509 to GS4611A-109999).....78  
 120.1 Decals with Symbols, GS-2046/2646/3246 (Asia and South America) (from SN GS4607-87509 to GS4611A-109999).....82  
 121.1 Decals with Words, GS-2046/2646/3246 (Australia) (from SN GS4607-87509 to GS4611A-96921).....86  
 122.1 Decals with Words, GS-2046/2646/3246 (Australia) (from SN GS4611A-96922 to GS4611A-109999).....90  
 123.1 Decals with Symbols, GS-2046/2646/3246 (Europe) (from SN GS4605-75438 to GS4607-87508).....94  
 124.1 Decals with Symbols, GS-2046/2646/3246 (Europe) (from SN GS4607-87509 to GS4611A-109999; and from GS4609C-101 to GS4612C-9999).....96

**200 Drive Chassis Components**

201.1 Steer Linkage and Wheels (GS-1530, GS-1532, GS-1930, GS-1932).....100  
 202.1 Steer Linkage and Wheels, GS-2032, GS-2632, GS-3232, GS-2046, GS-2646, GS-3246.....102  
 203.1 Non-steer Axle Installation, All Models.....104  
 204.1 Ground Controls and Level Sensor Installation, All Models.....108  
 205.1 Pothole Protection Assembly, GS-1530, GS-1532, GS-1930, GS-1932.....110  
 206.1 Pothole Protection Assembly, GS-2032, GS-2632, GS-3232, GS-2046, GS-2646, GS-3246.....112  
 207.1 Battery Pack Module (to SN GS3007A-90292, GS3007B-85535, GS3207-85959, GS4607-85667).....114

207.2 Battery Pack Module (from SN GS3007A-90293 to GS3011A-110827, from GS3007B-85536, from GS3008C-101 to GS3012C-10009, from GS3207-85960 to GS3211A-97903 , from GS3208C-101 to GS3212C-1386, from GS4607-85668 to GS4611A-97982, and from GS4609C-101 to G.....	116	405.1 Power to Platform.....	186
207.3 Battery Pack Module (from SN GS3011A-110828, from GS3012C-10010, from SN GS3211A-97904 , from GS3212C-1387, from GS4611A-97983, and from GS4612C-1386).....	118	406.1 Platform Control Box.....	188
208.1 Battery Charger.....	120	407.1 Joystick Controller.....	190
209.1 Power Unit Module, All Models (to SN GS3007A-90292, GS3007B-85535, GS3207-85959, and GS4607-85667)....	122	<b>500 Hydraulic Components</b>	
209.2 Power Unit Module (from SN GS3007A-90293, GS-3007B-85536, GS-3008C-101, GS3207-85960, GS3208C-101, GS4607-85668, and GS4609C-101).....	124	501.1 Hydraulic Components.....	192
210.1 Ground Controls, All Models.....	126	502.1 Function Manifold, GS-1530, GS-1532, GS-1930, GS-1932.....	194
211.1 Electrical Wiring and Power Cables (models without contactor).....	128	502.2 Check Valve Manifold, GS-1530, GS-1532, GS-1930, GS-1932.....	196
211.2 Electrical Wiring and Power Cables (models with contactor).....	132	503.1 Function Manifold, GS-2032, GS-2632, GS-2046, GS2646, GS-3232, GS-3246.....	198
212.1 Outrigger Components, GS-3232.....	136	504.1 Brake Release Hand Pump Manifold.....	200
213.1 Outrigger Control Box, GS-3232.....	138	505.1 Hydraulic Power Unit, All Models.....	202
214.1 Function Manifold and Accumulator Components, GS-1530, GS-1532, GS-1930, GS-1932.....	140	506.1 Lift Cylinder Assembly, All Models.....	204
214.2 Function Manifold and Accumulator Components, GS-2032, GS-2632, GS-2046, GS-2646, GS-3246.....	142	507.1 Hydraulic Hoses and Fittings, GS-1530, GS-1532, GS-1930, GS-1932.....	206
214.3 Function Manifold and Accumulator Components, GS-3232.....	144	508.1 Hydraulic Hoses and Fittings, GS-2032, GS-2632, GS-3232, GS-2046, GS-2646, GS-3246.....	208
<b>300 Scissor Components</b>		509.1 Outrigger Cylinders, Front and Rear, GS-3232.....	212
301.1 Scissor Assembly Installation.....	146	510.1 Outrigger Function Manifold, GS-3232.....	214
302.1 Scissor Assembly, GS-1530, GS-1532 (to serial numbers GS3006A-84657 AND GS3006B-80108).....	148	511.1 Hydraulic Hoses and Fittings, Outriggers, GS-3232.....	216
302.2 Scissor Assembly, GS-1530, GS-1532 (from SNs GS3006A-84658, GS3006B-80109, and GS3008C-101)....	150	<b>600 Accessories</b>	
303.1 Scissor Assembly, GS-1930, GS-1932, (to serial numbers GS3006A-84657 and GS3006B-80108).....	152	601.1 Alarm, Horn and Flashing Beacons.....	218
303.2 Scissor Assembly, GS-1930, GS-1932 (from SNs GS3006A-84658, GS3006B-80109 and GS3008C-101)....	154	602.1 Air Line to Platform.....	220
304.1 Scissor Assembly, GS-2032, GS-2046.....	156	603.1 Platform Work Light.....	222
305.1 Scissor Assembly, GS-2632, GS-2646.....	160	604.1 Voltage Inverter, GS-1530, GS-1532, GS-1930.....	224
306.1 Scissor Assembly, GS-3232, GS-3246.....	164	605.1 Voltage Inverter, GS-2032, GS-2632, GS-2046, GS-2646, GS-3232, GS-3246.....	226
<b>400 Platform Components</b>		606.1 Pipe Cradle Assembly, GS-2046, GS-2646, GS-3246.....	228
401.1 Platform Components, GS-1530, GS-1532, GS-1930, GS-1932.....	168	<b>700 Platform Overload Components</b>	
402.1 Platform Components, GS-2032, GS-2632, GS-3232.....	174	701.1 Platform Overload, GS-1530, GS-1532, GS-1930, GS-1932.....	230
403.1 Platform Components, GS-2046, GS-2646, GS-3246.....	180	702.1 Platform Overload, GS-2032, GS-2632, GS-3232, GS-2046, GS-2646, GS-3246.....	232
404.1 Platform Gates, GS-1530, GS-1532, GS-1930, GS-1932.....	184	<b>Indices</b>	
		Part Number Index.....	234
		Part Description Index.....	241
		<b>Cross References</b>	
		Fittings Cross Reference.....	250



### Required Parts

The following parts are required to perform maintenance procedures as outlined in the *Genie GS-30, GS-32 and GS-46 Service Manual*.

Description	Part No.
Filter Element, 10 Micron.....	44788
Dielectric Grease.....	66399
Chevron Ultra-duty Grease (Lithium) or equivalent, EP NLGI 1.....(source locally)	
Breather Cap, Hydraulic Tank.....	78546
Cotter Pin, Castle Nut, Steer-end Wheels, GS-32, GS-46.....	13635-10
Cotter Pin, Castle Nut, Steer-end Wheels, GS-30 and Non-steer end Wheels, All Models .....	42079

### Recommended Parts

Description	Part No.
Genie Blue Paint, 1 Gallon .....	32150
Genie Blue Paint, 12 Ounce Aerosol.....	1484
Genie Gray Paint, 1 Gallon.....	32151
Genie Gray Paint, 12 Ounce Aerosol .....	1268

### Manuals

Genie Industries offers the following support documents for these models:

Title	Part No.
Genie GS-1530, GS-1532, GS-1930 and GS-1932 Operator's Manual, 3rd Edition ANSI Models (from serial number GS3005A-76000 to GS3007A-91732, GS3005B-76000 to GS3007B-88079).....	1000031
Genie GS-1530, GS-1532, GS-1930 and GS-1932 Operator's Manual, 3rd Edition, CE Models (from serial number GS3005A-76000, GS3005B-76000).....	1000032
Genie GS-2032 and GS-2632 Operator's Manual, 4th Edition, ANSI Models (from serial number GS3205-75407).....	1000033
Genie GS-2032 and GS-2632 Operator's Manual, 4th Edition, CE Models (from serial number GS3205-75407).....	1000034
Genie GS-2046, GS-2646 and GS-3246 Operator's Manual, 3rd Edition, ANSI Models (from serial number GS4605-75437).....	1000060

### Manuals (continued)

Genie Industries offers the following support documents for these models:

Genie GS-2046, GS-2646 and GS-3246 Operator's Manual, 3rd Edition, CE Models (after serial number GS4605-75438).....	1000061
Genie GS-3232 Operator's Manual, 5th Edition, ANSI Models (from serial number GS3207-84867).....	114312
Genie GS-1530, GS-1930, GS-2033,GS-2632, GS-3232, GS-2046, GS-2646, GS-3246, Operator's Manual, 5th Edition ANSI Models (from serial number GS3007A-88080, GS3007B-91732, GS3207-87724, GS4607-87509).....	114312
Genie GS-1530, GS-1532, GS-1930,GS-1932, GS-2032, GS-2632, GS-3232,GS-2046, GS-2646, GS-3246,Operator's Manual, 5th Edition, CE Models (from serial number GS3007A-88080, GS3007B-91732,GS3207-87724, GS4607-87509).....	114313
Genie GS-1530, GS-1532, GS-1930,GS-1932, GS-2032, GS-2632, GS-3232,GS-2046, GS-2646, GS-3246,Operator's Manual, 6th Edition, CE Models (from serial number GS3010A-97715, GS3210A-95109,GS3210C-437, GS4610A-95595 GS4612C-155).....	133568
Genie GS-1530, GS-1532, GS-1930,GS-1932, GS-2032, GS-2632, GS-3232,GS-2046, GS-2646, GS-3246, Operator's Manual, 5th Edition, Australia Models (from serial number GS3007A-88080, GS3007B-91732, GS3207-87724, GS4607-87509).....	114423
Genie GS-30, GS-32 and GS-46 Service Manual, 4th Edition.....	97385
EMI Safety Manual.....	27581
Manual of Responsibilities ANSI A92.6.....	44163

## How To Order Parts

Please be prepared with the following information when ordering replacement parts for your Terex or Genie product:

- Machine model number
- Machine serial number
- Part number
- Part description and quantity
- Purchase order number
- "Ship to" address
- Desired method of shipment
- Name and telephone number of the authorized distributor in your area

Use the Service Parts Fax Order Form on the next page and fax your order to our Parts Department.

If you don't know the name of your authorized distributor, or if your area is not currently serviced by an authorized distributor, please call Terex or Genie Industries.

### Machine Information

---

Model

---

Serial Number

---

Date of Purchase

---

Authorized Genie Distributor

---

Phone Number

#### North America

Telephone (425) 556-6551  
 Toll Free (877) 367-5606 in U.S.A. and Canada  
 Fax (425) 556-8659  
 Toll Free Fax (888) 274-6192

#### Europe

Parts Telephone (31) (165) 519 313  
 Parts Fax (31) (165) 511 148

#### Australia

Parts Telephone (61) (7) 3456 4444  
 Parts Fax (61) (7) 3456 4466

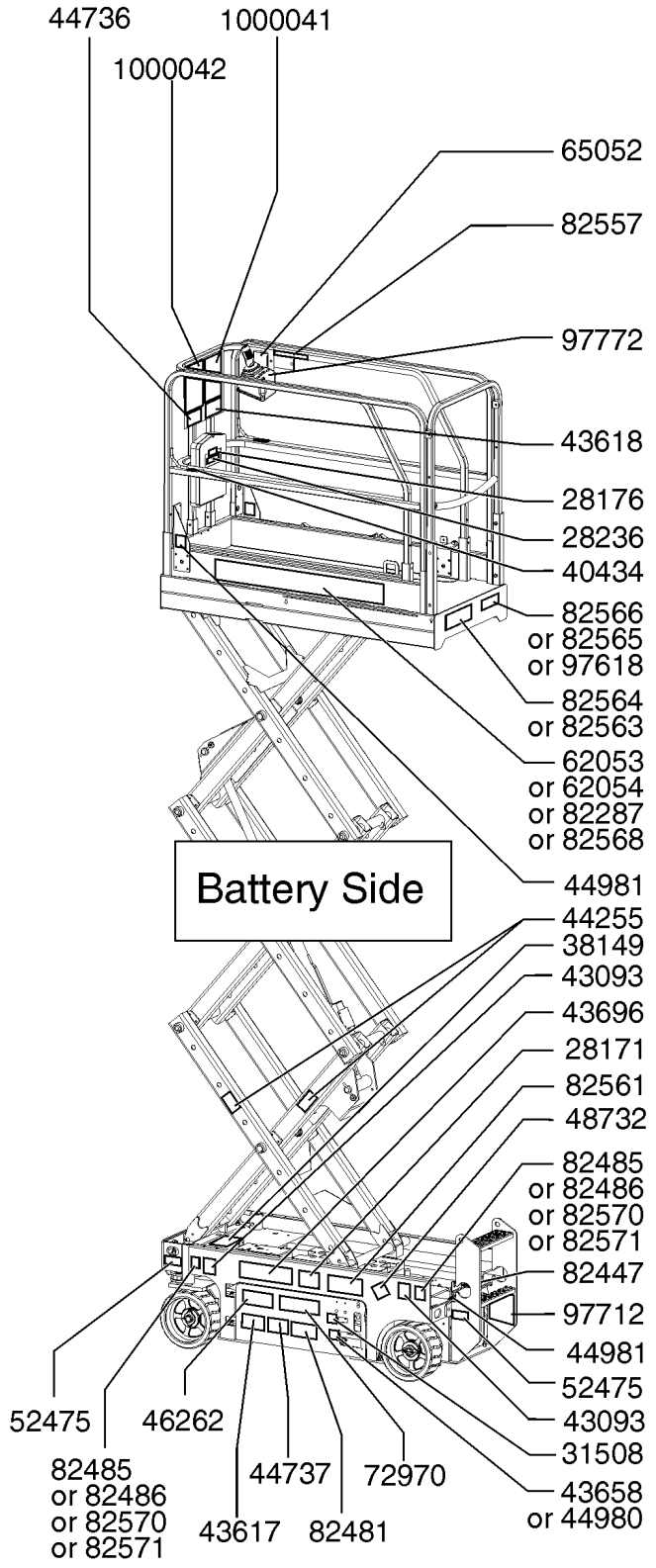
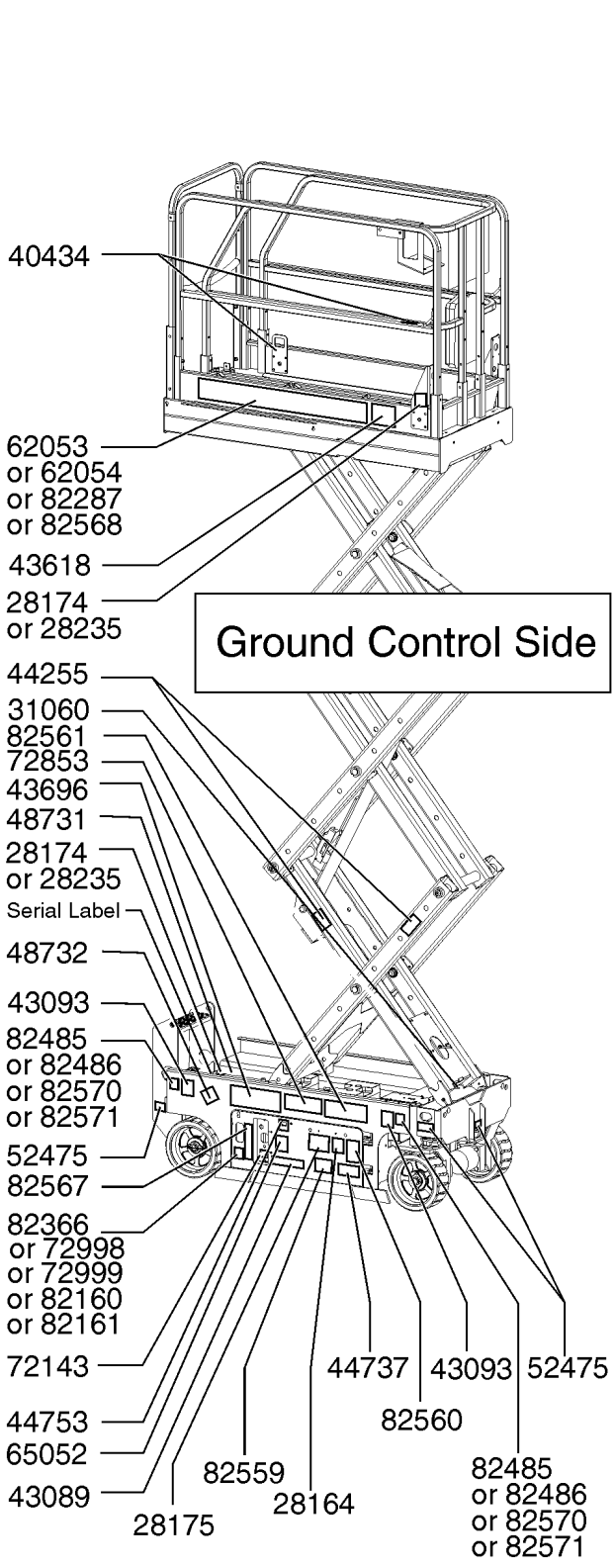
#### South America

Parts Telephone (55) (11) 4082 5600  
 Parts Fax (55) (11) 4082 5630





101.1 Decals with Words, GS-1530/1532/1930/1932 (North America and Australia) (from SN GS3005A-76000 to GS3007A-91731) and (from GS3005B-76000 to GS3007B-88079)



101.1 Decals with Words, GS-1530/1532/1930/1932 (North America and Australia) (from SN GS3005A-76000 to GS3007A-91731) and (from GS3005B-76000 to GS3007B-88079)

Item	Part No.	Description	Qty.	Item	Part No.	Description	Qty.
A	233220	DECAL KIT,1530 PLAT,WRD,ANSI <i>Platform only kit for ANSI GS-1530</i>		9	31508	DECAL,DANGER,ELECT HAZARD,PLUG.....	1
B	233221	DECAL KIT,1530 COMP,WRD,ANSI <i>Complete kit for ANSI GS-1530</i>		10	38149	DECAL,LABEL,PATENTS..... <i>For Domestic Models Only</i>	1
C	234939	DECAL KIT,1530 PLAT,WRD,AUST <i>Platform only kit for Australial GS-1530</i>		11	40434	DECAL,LANYARD ANCHORAGE POINT.....	3
D	234940	DECAL KIT,1530 COMP,WRD,AUST <i>Complete kit for Australia GS-1530</i>		12	43089	DECAL,INSTRUCTIONS-OPER,GCP.	1
E	233222	DECAL KIT,1532 PLAT,WRD,AUS <i>Platform only kit for Australial GS-1532</i>		13	43093	DECAL,LABEL,TIRE SPECS.....	4
F	233223	DECAL KIT,1532 COMP,WRD,AUS <i>Complete kit for Australia GS-1532</i>		14	43617	DECAL,DANGER,TIP-OVER,BATTERY.	1
G	233224	DECAL KIT, 1930 PLAT,WRD,ANSI <i>Platform only kit for ANSI GS-1930</i>		15	43618	DECAL,LABEL-DIRECTION ARROWS.....	2
H	233225	DECAL KIT,1930 COMP,WRD,ANSI <i>Complete kit for ANSI GS-1930</i>		16	43619	DECAL,LABEL,SAFETY ARM.....	1
I	234941	DECAL KIT,1930 PLAT.WORD,AUSTR <i>Platform only kit for Australial GS-1930</i>		17	43658	DECAL,LABEL,PWR TO CHARGR 230V.....	1
J	234942	DECAL KIT,1930 COMP.WORD,AUSTR <i>Complete kit for Australia GS-1930</i>		18	43696	DECAL,DANGER,ELEC HAZARD,GS.....	2
K	233226	DECAL KIT,1932 PLAT,WRD,AUS <i>Platform only kit for Australial GS-1932</i>		19	44255	DECAL,DANGER,CRUSHING HAZARD.....	4
L	233227	DECAL KIT,1932 COMP,WRD,AUS <i>Complete kit for Australia GS-1932</i>		20	44736	DECAL,DANGER,TIP-OVER,TILT....	1
1	28164	DECAL,NOTICE,HAZARDOUS MAT'LS*.....	1	21	44737	DECAL,DANGER,TIP-OVER,TRAYS.	2
2	28171	DECAL,DANGER,NO SMOKING***.....	1	22	44753	DECAL, LABEL, LED READOUT....	1
3	28174	DECAL,POWER TO PLATFORM 230V.....	2	23	44980	DECAL,LABEL,PWR TO CHARGR 115V.....	1
4	28175	DECAL,COMPARTMENT ACCESS.....	1	24	44981	DECAL,LABEL,AIRLINE 110 PSI....	2
5	28176	DECAL,LABEL,MANUAL NOT HERE.....	1	25	46262	DECAL,DANGER,BATTERY SAFETY.....	1
6	28235	DECAL,POWER TO PLATFORM 115V.....	2	26	48731	DECAL,LABEL,FMRC APPROVED.....	1
7	28236	DECAL,WARN,IMPROPER OPERATION.....	1			<i>For EE Models Only</i>	
8	31060	DECAL,DANGER DO NOT ALTER SWTC.....	1	27	48732	DECAL,LABEL,EE RATING.....	2
						<i>For EE Models Only</i>	
				28	52475	DECAL,LABEL,TRANSPORT TIEDOWN*.....	5
				29	62053	DECAL,COSMETIC,GENIE GS-1530**.....	2
				30	62052	DECAL,COSMETIC,GENIE DPL-35S.....	2
				31	62054	DECAL,COSMETIC,GENIE GS-1930**.....	1
				32	72143	DECAL,EMERGENCY STOP,GR....	1
				33	72853	DECAL,DANGER,IMPROPER USE HAZ.....	1
				34	72970	DECAL,INSTRUCTIONS-CHARGER OP.....	1



101.1 Decals with Words, GS-1530/1532/1930/1932 (North America and Australia) (from SN GS3005A-76000 to GS3007A-91731) and (from GS3005B-76000 to GS3007B-88079)  
(continued)

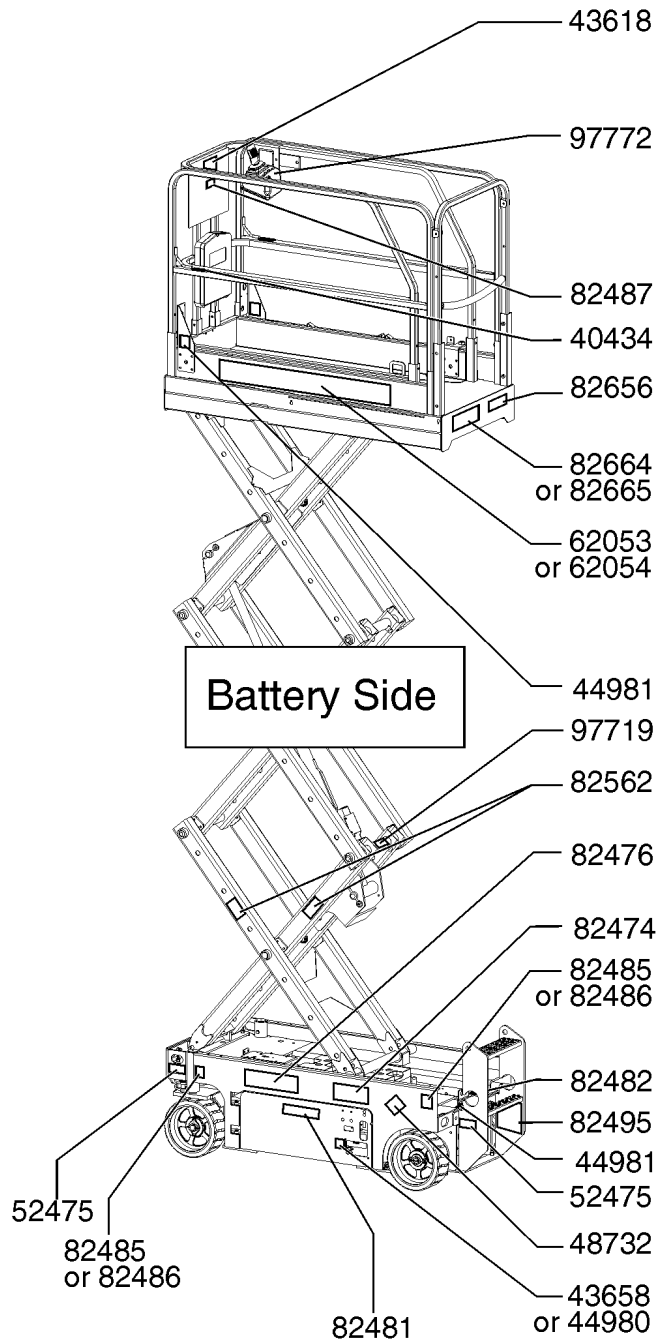
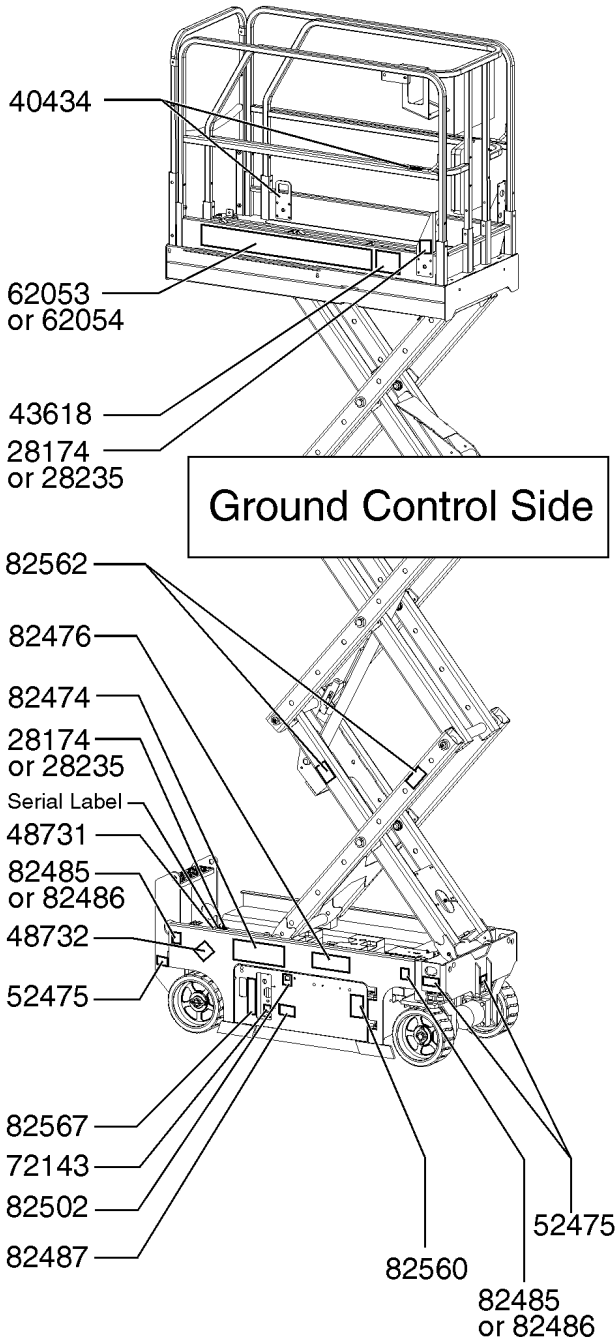
Item	Part No.	Description	Qty.	Item	Part No.	Description	Qty.
35	72998	DECAL,LABEL,QUINTOLUBRIK.....1 <i>For Models with Quintolub Hydraulic Oil Only</i>	1	53	82568	DECAL,COSMETIC,GENIE GS-1532.....2	2
36	72999	DECAL,LABEL,PETRO CANADA*** .....1 <i>For Models with Petro Canada Hydraulic Oil Only</i>	1	54	82570	DECAL,LABEL-WHEEL LOAD 1530/32.....4 <i>(For Astralia Models Only)</i>	4
37	82160	DECAL,LABEL,STATOIL HYDRAWAY .....1 <i>For Models with Statoil Hydraulic Oil Only</i>	1	55	82571	DECAL,LABEL,WHEEL LOAD 19XX.....4 <i>(For Astralia Models Only)</i>	4
38	82161	DECAL,LABEL,UCON HYDROLUBE.....1 <i>For Models with Ucon Hydrolube Hydraulic Oil Only</i>	1	56	82657	DECAL,INSTRUCT,BATTERY CONNECT.....1	1
39	82287	DECAL,COSMETIC,GENIE GS-1932.....2	2	57	97618	DECAL,INSTR-INDOOR USE,AUS.....1 <i>(For GS-1530 and GS-1930 Australia Models Only)</i>	1
40	82366	DECAL,CHEVRON RANDO HD.....1 <i>For Models with Chevron Rando Hydraulic Oil Only</i>	1	58	97712	DECAL,DANGER,BRAKE REL SAFETY*.....1	1
41	82447	DECAL,LABEL,AUX LOWERING....1	1	59	97772	DECAL,OVERLAY,PLAT CONTROLS*** .....1	1
42	82485	DECAL,LABEL,WHEEL LOAD 1530.....4 <i>(For ANSI Models Only)</i>	4	60	1000041	DECAL,INSTRUCT-OP,GEN5,GS-30.1	1
43	82486	DECAL,LABEL,WHEEL LOAD 1930.....4 <i>(For ANSI Models Only)</i>	4	61	1000042	DECAL,DANGER,GENERAL SAFETY.....1	1
44	82557	DECAL,LABEL,PLAT CONT LOCATION.....1	1				
45	82558	DECAL,SKIN INJECTION.....1	1				
46	82559	DECAL,INSTRUCT-ANNUAL INSP REQ.....1	1				
47	82561	DECAL,DANGER-USE SAFETY ARM.....2	2				
48	82563	DECAL,INSTR-MAX CAP 500 LBS.....1 <i>for GS1930 and GS1932 models</i>	1				
49	82564	DECAL,INSTR-MAX CAP 600LBS...1 <i>for GS1530 and GS1532 models</i>	1				
50	82565	DECAL,INSTR-SIDE FRC,ANSI.....1 <i>(For ANSI Models Only)</i>	1				
51	82566	DECAL,INSTR-MANUAL FRC,AUS.....1 <i>(For GS-1532 and GS-1932 Australia Models Only)</i>	1				
52	82567	DECAL,GROUND CONTROL PANEL.....1	1				



101.1 Decals with Words, GS-1530/1532/1930/1932 (North America and Australia) (from SN GS3005A-76000 to GS3007A-91731) and (from GS3005B-76000 to GS3007B-88079)  
(continued)

***This Page Intentionally Left Blank***

102.1 Decals with Symbols, GS-1530/1930 (Asia and South America) (from SN GS3005A-76000 to GS3007A-91731) and (from GS3005B-76000 to GS3007B-88079)

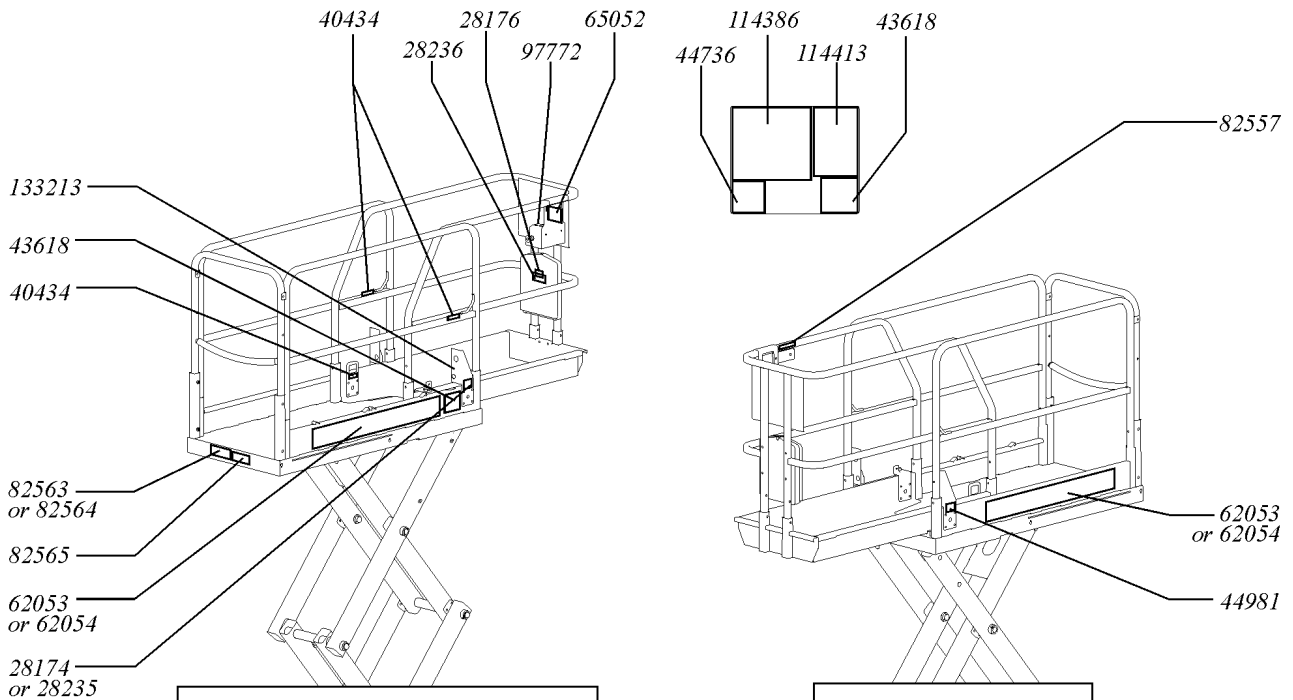


102.1 Decals with Symbols, GS-1530/1930 (Asia and South America) (from SN GS3005A-76000 to GS3007A-91731) and (from GS3005B-76000 to GS3007B-88079)

Item	Part No.	Description	Qty.	Item	Part No.	Description	Qty.
A	233228	DECAL KIT,1530 PLAT,SYM,ANSI <i>Platform only kit for ANSI GS-1530</i>		21	82495	DECAL,SYMBOL-BRAKE REL SAFETY.....	1
B	233229	DECAL KIT,1530 COMP,SYM,ANSI <i>Complete kit for ANSI GS-1530</i>		22	82496	DECAL,SYM-MAXCAP 500..... <i>For GS1930 Models Only</i>	1
G	233230	DECAL KIT,1930 PLAT,SYM,ANSI <i>Platform only kit for ANSI GS-1930</i>		23	82501	DECAL,SYM-MAXCAP 600..... <i>For GS1530 Models Only</i>	1
H	233231	DECAL KIT,1930 COMP,SYM,ANSI <i>Complete kit for ANSI GS-1930</i>		24	82502	DECAL,LABEL,LED READOUT.....	1
1	28174	DECAL,POWER TO PLATFORM 230V.....	2	25	82560	DECAL,SYMBOL-SKIN INJECT HAZRD.....	1
2	28235	DECAL,POWER TO PLATFORM 115V.....	2	26	82562	DECAL,SYMBOL-CRUSHING HAZARD.....	4
3	40434	DECAL,LANYARD ANCHORAGE POINT.....	3	27	82567	DECAL, GROUND CONTROL PANEL.....	1
4	43618	DECAL,LABEL-DIRECTION ARROWS.....	2	28	82656	DECAL,SYM-SIDE FORCE 445N....	1
5	43658	DECAL,LABEL,PWR TO CHARGR 230V.....	1	29	97719	DECAL, LABEL, SAFETY ARM SYMB.....	1
6	44980	DECAL,LABEL,PWR TO CHARGR 115V.....	1	30	97772	DECAL,OVERLAY,PLAT CONTROLS*** .....	1
7	44981	DECAL,LABEL,AIRLINE 110 PSI....	2				
8	48731	DECAL,LABEL,FMRC APPROVED..... <i>For EE Models Only</i>	1				
9	48732	DECAL,LABEL,EE RATING..... <i>For EE Models Only</i>	2				
10	52475	DECAL,LABEL,TRANSPORT TIEDOWN* .....	5				
11	62053	DECAL,COSMETIC,GENIE GS-1530** .....	2				
12	62054	DECAL,COSMETIC,GENIE GS-1930** .....	2				
13	72143	DECAL,EMERGENCY STOP,GR.....	1				
14	82474	DECAL,SYMBOL-USE SAFETY ARM.....	2				
15	82476	DECAL,SYMBOL-ELEC HAZARD,GS.....	2				
16	82481	DECAL,SYMBOL-BATTERY SAFETY.....	1				
17	82482	DECAL, LABEL,AUX LOWERING....	1				
18	82485	DECAL,LABEL,WHEEL LOAD 1530.....	4				
19	82486	DECAL,LABEL,WHEEL LOAD 1930.....	4				
20	82487	DECAL,SYMBOL-READ THE MANUAL.....	2				

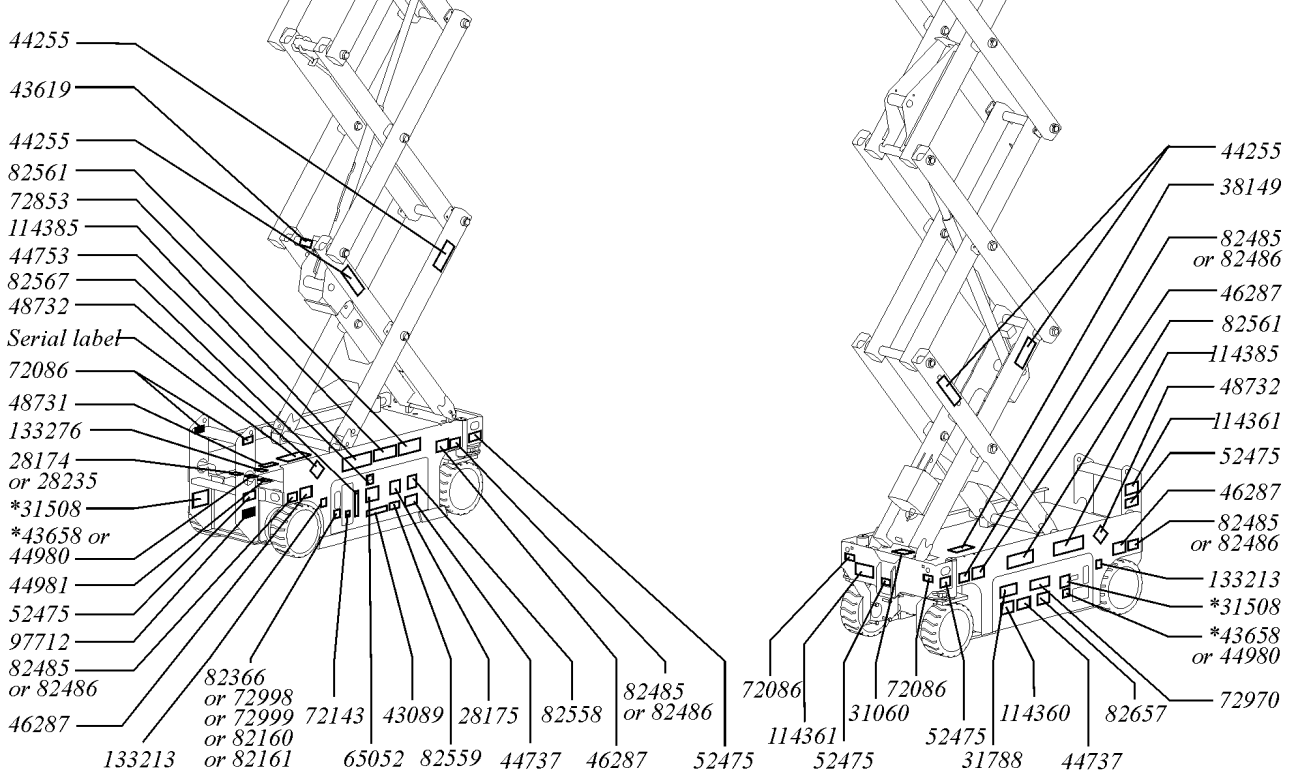


103.1 Decals with Words, GS-1530/1930 (North America) (from SN GS3007A-91732 to GS3010A-109999) and (from GS3007B-88080 to GS3009B-98941)



Ground Control Side

Battery Side





103.1 Decals with Words, GS-1530/1930 (North America) (from SN GS3007A-91732 to GS3010A-109999) and (from GS3007B-88080 to GS3009B-98941)

Item	Part No.	Description	Qty.	Item	Part No.	Description	Qty.
A	233232	DECAL KIT,1530 PLAT,WRD,ANSI <i>ANSI models only</i>		21	44981	DECAL,LABEL,AIRLINE 110 PSI.....2	
B	233233	DECAL KIT,1530 COMP,WRD,ANSI <i>ANSI models only</i>		22	48731	DECAL,LABEL,FMRC APPROVED.....1 <i>For EE Models Only</i>	
C	231559	DECAL KIT,1930 COMP,WRD,ANSI <i>Complete kit for ANSI GS-1930</i>		23	48732	DECAL,LABEL,EE RATING.....2 <i>For EE Models Only</i>	
D	231558	DECAL KIT,1930 PLAT,WRD,ANSI <i>Platform Only kit for ANSI GS-1930</i>		24	52475	DECAL,LABEL,TRANSPORT TIEDOWN*.....5	
1	28174	DECAL,POWER TO PLATFORM 230V.....2		25	62053	DECAL,COSMETIC,GENIE GS-1530**.....2	
2	28175	DECAL,COMPARTMENT ACCESS.....1		26	62054	DECAL,COSMETIC,GENIE GS-1930**.....2	
3	28176	DECAL,LABEL,MANUAL NOT HERE.....1		27	65052	DECAL,LABEL,FAULT CODES.....2	
4	28235	DECAL,POWER TO PLATFORM 115V.....2		28	72086	DECAL,LABEL,LIFTING EYE.....4	
5	28236	DECAL,WARN,IMPROPER OPERATION.....1		29	72143	DECAL,EMERGENCY STOP,GR.....1	
6	31060	DECAL,DANGER DO NOT ALTER SWTC.....1		30	72853	DECAL,DANGER,IMPROPER USE HAZ.....1	
7	31508	DECAL,DANGER,ELECT HAZARD,PLUG.....1 <i>Found in one of two locations</i>		31	72970	DECAL,INSTRUCTIONS-CHARGER OP.....1	
8	31788	DECAL,DANGER,BATTERY SAFETY***.....1		32	72998	DECAL,LABEL,QUINTOLUBRIK.....1 <i>For Models with Quintolub Hydraulic Oil Only</i>	
9	38149	DECAL,LABEL,PATENTS.....1 <i>For Domestic only</i>		33	72999	DECAL,LABEL,PETRO CANADA***.....1 <i>For Models with Petro Canada Hydraulic Oil Only</i>	
10	40434	DECAL,LANYARD ANCHORAGE POINT.....3		34	82160	DECAL,LABEL,STATOIL HYDRA WAY.....1 <i>For Models with Statoil Hydraulic Oil Only</i>	
11	43089	DECAL,INSTRUCTIONS-OPER,GCP.1		35	82161	DECAL,LABEL,UCON HYDROLUBE.....1 <i>For Models with Ucon Hydrolube Hydraulic Oil Only</i>	
12	43093	DECAL,LABEL,TIRE SPECS.....4		36	82366	DECAL,CHEVRON RANDO HD.....1 <i>For Models with Chevron Rando Hydraulic Oil Only</i>	
13	43618	DECAL,LABEL-DIRECTION ARROWS.....2		37	82485	DECAL,LABEL,WHEEL LOAD 1530.....4	
14	43619	DECAL,LABEL,SAFETY ARM.....1		38	82486	DECAL,LABEL,WHEEL LOAD 1930.....4	
15	43658	DECAL,LABEL,PWR TO CHARGR 230V.....2 <i>Found in one of two locations</i>		39	82557	DECAL,LABEL,PLAT CONT LOCATION.....1	
16	44255	DECAL,DANGER,CRUSHING HAZARD.....4		40	82558	DECAL,SKIN INJECTION.....1	
17	44736	DECAL,DANGER,TIP-OVER,TILT....1		41	82559	DECAL,INSTRUCT-ANNUAL INSP REQ.....1	
18	44737	DECAL,DANGER,TIP-OVER,TRAYS.2					
19	44753	DECAL,LABEL,LED READOUT.....1					
20	44980	DECAL,LABEL,PWR TO CHARGR 115V.....1 <i>Found in one of two locations</i>					



103.1 Decals with Words, GS-1530/1930 (North America) (from SN GS3007A-91732 to GS3010A-109999) and (from GS3007B-88080 to GS3009B-98941)  
 (continued)

Item	Part No.	Description	Qty.
42	82561	DECAL,DANGER-USE SAFETY ARM.....	2
43	82563	DECAL,INSTR-MAX CAP 500 LBS..... <i>for GS1930 and GS1932 models</i>	1
44	82564	DECAL,INSTR-MAX CAP 600LBS <i>for GS1530 and GS1532 models</i>	
45	82565	DECAL,INSTR-SIDE FRC,ANSI.....	1
46	82567	DECAL, GROUND CONTROL PANEL.....	1
47	82657	DECAL,INSTRUCT,BATTERY CONNECT.....	1
48	97712	DECAL,DANGER,BRAKE REL SAFETY*.....	2
49	97772	DECAL,OVERLAY,PLAT CONTROLS***.....	1
50	114360	DECAL,DANGER-TIP-OVER,BATT..	1
51	114361	DECAL,LABEL-TRANSPORT DIGRAM.....	2
52	114385	DECAL,DANGER,ELEC HAZARD,GS.....	2
53	114386	DECAL,DANGER-GEN SAFETY.....	1
54	114413	DECAL,NOTICE,OP INST-ANSI,GENV.....	1
55	133213	DECAL,NOTICE-DO NOT OPEN DOOR..... <i>For EE Models Only From Serial Number GS3008B-95267</i>	3
56	133276	DECAL,EMERGENCY LOWERING.....	1

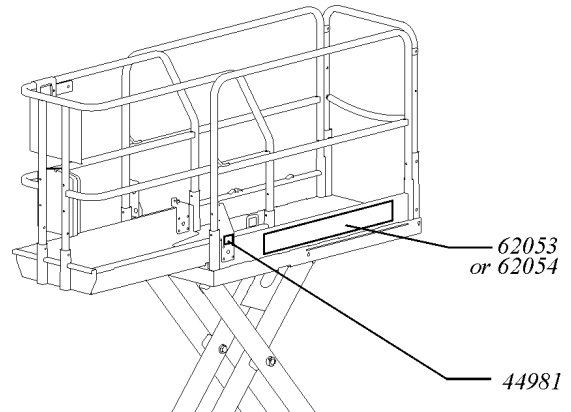
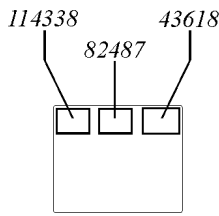
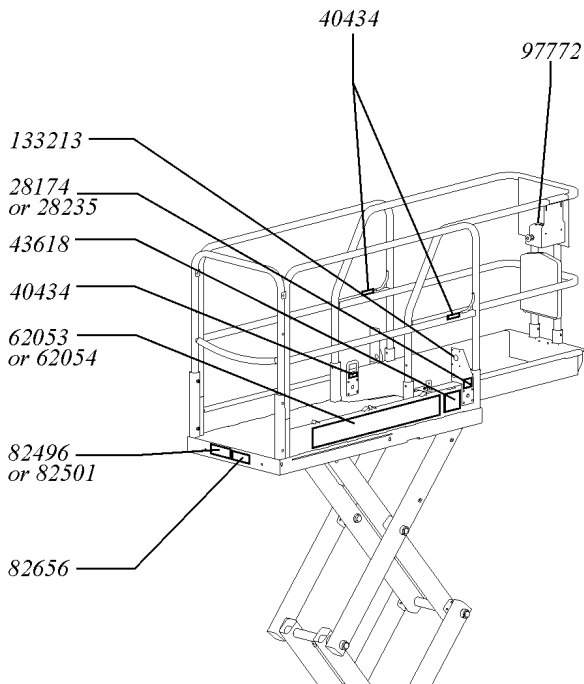


---

103.1 Decals with Words, GS-1530/1930 (North America) (from SN GS3007A-91732 to GS3010A-109999) and (from GS3007B-88080 to GS3009B-98941)  
(continued)

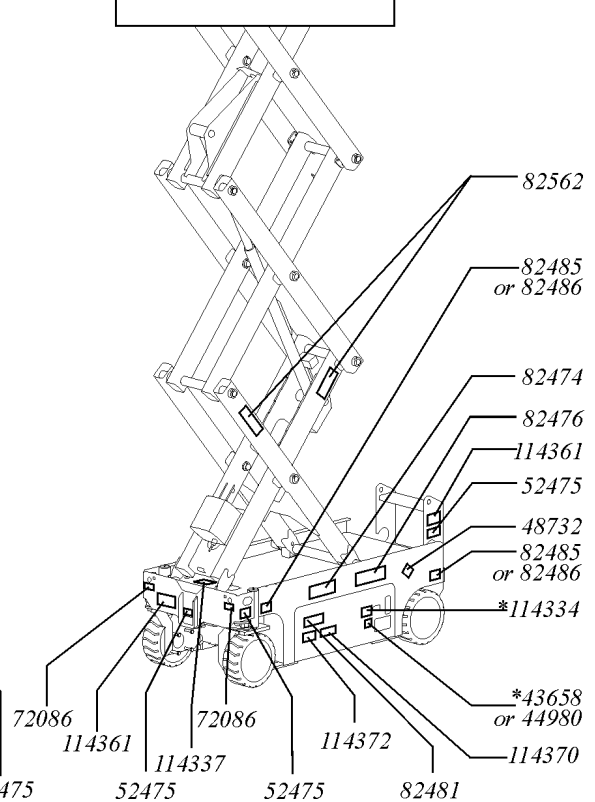
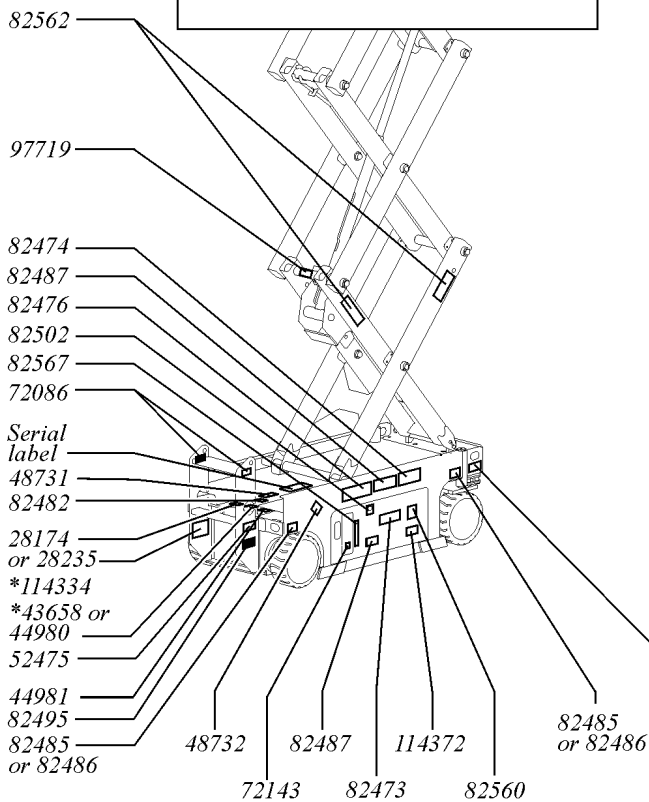
***This Page Intentionally Left Blank***

104.1 Decals with Symbols, GS-1530/1930 (Asia and South America) (from SN GS3007A-91732 to GS3010A-10999 and GS3007B-88080 to GS3009B-98941)



Ground Control Side

Battery Side



104.1 Decals with Symbols, GS-1530/1930 (Asia and South America) (from SN GS3007A-91732 to GS3010A-10999 and GS3007B-88080 to GS3009B-98941)

Item	Part No.	Description	Qty.	Item	Part No.	Description	Qty.
A	233234	DECAL KIT,1530 PLAT,SYM,ANSI <i>Platform only kit for ANSI GS-1530</i>		11	62053	DECAL,COSMETIC,GENIE GS-1530**.....	2
B	233235	DECAL KIT,1530 COMP,SYM,ANSI <i>Complete kit for ANSI GS-1530</i>		12	62054	DECAL,COSMETIC,GENIE GS-1930**.....	2
C	233262	DECAL KIT,1530 PLAT,SYM,CE <i>Platform only kit for CE GS-1530</i>		13	72086	DECAL,LABEL,LIFTING EYE.....	4
D	233263	DECAL KIT,1530 COMP,SYM,CE <i>Complete kit for CE GS-1530</i>		14	72143	DECAL,EMERGENCY STOP,GR.....	1
E	233264	DECAL KIT,1532 PLAT,SYM,CE <i>Platform only kit for CE GS-1532</i>		15	82473	DECAL,SYMBOL-COMP ACCESS.....	1
F	233265	DECAL KIT,1532 COMP,SYM,CE <i>Complete kit for CE GS-1532</i>		16	82474	DECAL,SYMBOL-USE SAFETY ARM.....	2
G	233236	DECAL KIT,1930 PLAT,SYM,ANSI <i>Platform only kit for ANSI GS-1930</i>		17	82476	DECAL,SYMBOL-ELEC HAZARD,GS.....	2
H	233237	DECAL KIT,1930 COMP,SYM,ANSI <i>Complete kit for ANSI GS-1930</i>		18	82481	DECAL,SYMBOL-BATTERY SAFETY.....	1
I	233266	DECAL KIT,1930 PLAT,SYM,CE <i>Platform only kit for CE GS-1930</i>		19	82482	DECAL,LABEL,AUX LOWERING....	1
J	233267	DECAL KIT,1930 COMP,SYM,CE <i>Complete kit for CE GS-1930</i>		20	82485	DECAL,LABEL,WHEEL LOAD 1530.....	4
K	233268	DECAL KIT,1932 PLAT,SYM,CE <i>Platform only kit for CEI GS-1932</i>		21	82486	DECAL,LABEL,WHEEL LOAD 1930.....	4
L	233269	DECAL KIT,1932 COMP,SYM,CE <i>Complete kit for CE GS-1932</i>		22	82487	DECAL,SYMBOL-READ THE MANUAL.....	2
1	28174	DECAL,POWER TO PLATFORM 230V.....	2	23	82495	DECAL,SYMBOL-BRAKE REL SAFETY.....	1
2	28235	DECAL,POWER TO PLATFORM 115V.....	2	24	82496	DECAL,SYM-MAXCAP 500..... <i>For GS1930 Models Only</i>	1
3	40434	DECAL,LANYARD ANCHORAGE POINT.....	3	25	82501	DECAL,SYM-MAXCAP 600..... <i>GS-1530 Models</i>	1
4	43618	DECAL,LABEL-DIRECTION ARROWS.....	2	26	82502	DECAL,LABEL,LED READOUT.....	1
5	43658	DECAL,LABEL,PWR TO CHARGR 230V..... <i>Found in one of two locations</i>	1	27	82560	DECAL,SYMBOL-SKIN INJECT HAZRD.....	1
6	44980	DECAL,LABEL,PWR TO CHARGR 115V..... <i>Found in one of two locations</i>	1	28	82562	DECAL,SYMBOL-CRUSHING HAZARD.....	4
7	44981	DECAL,LABEL,AIRLINE 110 PSI....	2	29	82567	DECAL,GROUND CONTROL PANEL.....	1
8	48731	DECAL,LABEL,FMRC APPROVED..... <i>For EE Models Only</i>	1	30	82656	DECAL,SYM-SIDE FORCE 445N....	1
9	48732	DECAL,LABEL,EE RATING..... <i>For EE Models Only</i>	2	31	97719	DECAL,LABEL,SAFETY ARM SYMB.....	1
10	52475	DECAL,LABEL,TRANSPORT TIEDOWN*.....	5	32	97772	DECAL,OVERLAY,PLAT CONTROLS***.....	1
				33	114334	DECAL,SYM-ELEC HAZARD,PLUG.....	1
				34	114337	DECAL,SYM-TIP-OVR,LIM SWITCH.....	1
				35	114338	DECAL,SYM-TIP-OVR,TILT ALARM.....	1



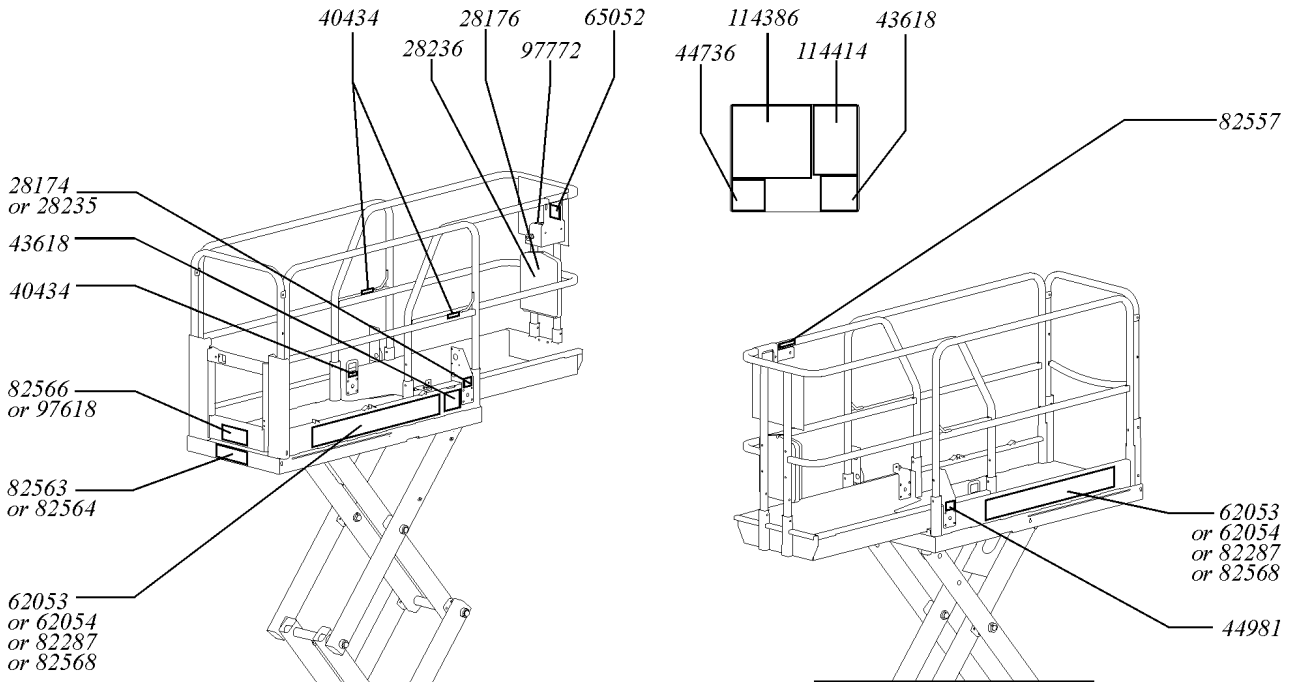
104.1 Decals with Symbols, GS-1530/1930 (Asia and South America) (from SN GS3007A-91732 to GS3010A-10999 and GS3007B-88080 to GS3009B-98941)  
(continued)

Item	Part No.	Description	Qty.
36	114361	DECAL,LABEL-TRANSPORT DIGRAM.....	2
37	114370	DECAL-SYM-TIP-OVR,BATTRIES...1	
38	114372	DECAL,SYM-TIP-OVER,TRAYS.....	2
39	133213	DECAL,NOTICE-DO NOT OPEN DOOR..... <i>For EE Models Only From Serial Number GS3008B-95267</i>	3

104.1 Decals with Symbols, GS-1530/1930 (Asia and South America) (from SN  
GS3007A-91732 to GS3010A-10999 and GS3007B-88080 to GS3009B-98941)  
(continued)

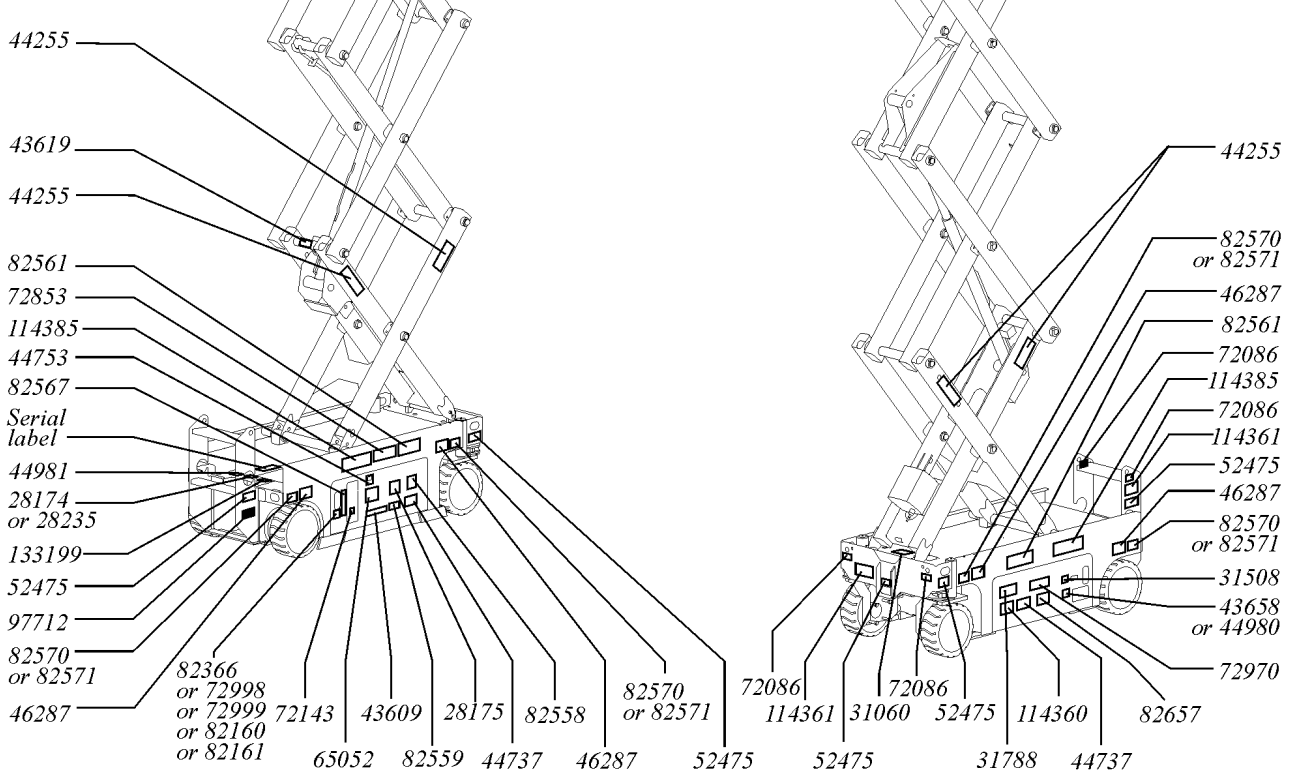
***This Page Intentionally Left Blank***

105.1 Decals with Words, GS-1530/1532/1930/1932 (Australia) (from SN GS3007A-91732 to GS3011A-102095) and (from GS3007B-88080 to GS3009B-98941)



Ground Control Side

Battery Side





105.1 Decals with Words, GS-1530/1532/1930/1932 (Australia) (from SN GS3007A-91732 to GS3011A-102095) and (from GS3007B-88080 to GS3009B-98941)

Item	Part No.	Description	Qty.	Item	Part No.	Description	Qty.
A	233238	DECAL KIT,1530 PLAT,WRD,AUST <i>from SN GS3007A-91732 to GS3011A-10295</i>		12	43618	DECAL,LABEL-DIRECTION ARROWS.....	2
B	233239	DECAL KIT,1530 COMP,WRD,AUST <i>from SN GS3007A-91732 to GS3011A-10295</i>		13	43619	DECAL,LABEL,SAFETY ARM.....	1
C	233240	DECAL KIT,1532 PLAT,WRD,AUST <i>from SN GS3007A-91732 to GS3011A-10295</i>		14	43658	DECAL,LABEL,PWR TO CHARGR 230V.....	2
D	233241	DECAL KIT,1532 COMP,WRD,AUST <i>from SN GS3007A-91732 to GS3011A-10295</i>		15	44255	DECAL,DANGER,CRUSHING HAZARD.....	4
E	233242	DECAL KIT,1930 PLAT,WRD,AUST <i>from SN GS3007A-91732 to GS3011A-10295</i>		16	44736	DECAL,DANGER,TIP-OVER,TILT....	1
F	233243	DECAL KIT,1930 COMP,WRD,AUST <i>from SN GS3007A-91732 to GS3011A-10295</i>		17	44737	DECAL,DANGER,TIP-OVER,TRAYS.	2
G	233244	DECAL KIT,1932 PLAT,WRD,AUST <i>from SN GS3007A-91732 to GS3011A-10295</i>		18	44753	DECAL,LABEL,LED READOUT....	1
H	233245	DECAL KIT,1932 COMP,WRD,AUST <i>from SN GS3007A-91732 to GS3011A-10295</i>		19	44980	DECAL,LABEL,PWR TO CHARGR 115V.....	1
--		DECAL,DANGER,TIPOVER,TILT SYM		20	44981	DECAL,LABEL,AIRLINE 110 PSI....	2
1	28174	DECAL,POWER TO PLATFORM 230V.....	2	21	52475	DECAL,LABEL,TRANSPORT TIEDOWN*.....	5
2	28175	DECAL,COMPARTMENT ACCESS.....	1	22	62053	DECAL,COSMETIC,GENIE GS-1530**.....	2
3	28176	DECAL,LABEL,MANUAL NOT HERE.....	1	23	62054	DECAL,COSMETIC,GENIE GS-1930**.....	2
4	28235	DECAL,POWER TO PLATFORM 115V.....	2	24	65052	DECAL,LABEL,FAULT CODES.....	2
5	28236	DECAL,WARN,IMPROPER OPERATION.....	1	25	72086	DECAL,LABEL,LIFTING EYE.....	4
6	31060	DECAL,DANGER DO NOT ALTER SWTC.....	1	26	72143	DECAL,EMERGENCY STOP,GR.....	1
7	31508	DECAL,DANGER,ELECT HAZARD,PLUG.....	1	27	72853	DECAL,DANGER,IMPROPER USE HAZ.....	1
8	31788	DECAL,DANGER,BATTERY SAFETY***.....	1	28	72970	DECAL,INSTRUCTIONS-CHARGER OP.....	1
9	40434	DECAL,LANYARD ANCHORAGE POINT.....	3	29	72998	DECAL,LABEL,QUINTOLUBRIK.... <i>for models with Quintolub hydraulic oil only</i>	1
10	43089	DECAL,INSTRUCTIONS-OPER,GCP.	1	30	72999	DECAL,LABEL,PETRO CANADA***.....	1
11	43093	DECAL,LABEL,TIRE SPECS.....	4			<i>for models with Petro Canada hydraulic oil only</i>	
				31	82160	DECAL,LABEL,STATOIL HYDRA WAY.....	1
						<i>for models with Statoil hydraulic oil only</i>	
				32	82161	DECAL,LABEL,UCON HYDROLUBE.....	1
						<i>for models with Ucon Hydrolube hydraulic oil only</i>	
				33	82287	DECAL,COSMETIC,GENIE GS-1932.....	2
				34	82366	DECAL,CHEVRON RANDO HD.... <i>for models with Chevron Rando hydraulic oil only</i>	1



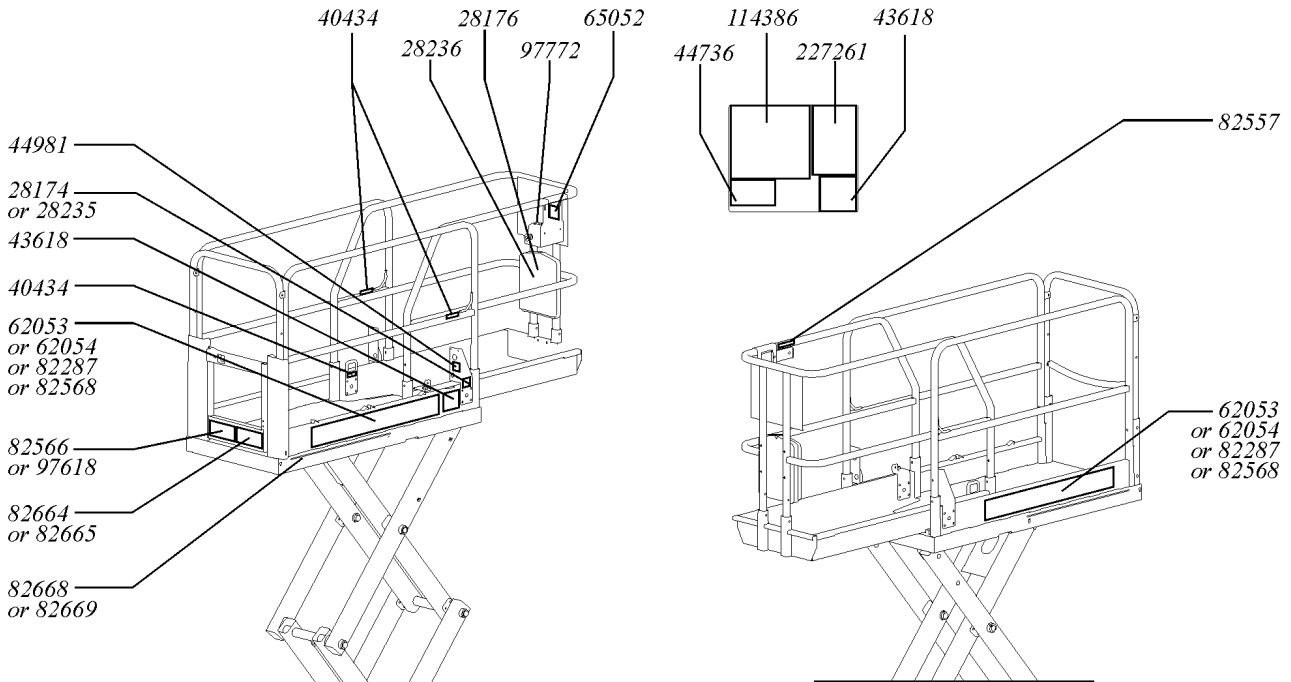
105.1 Decals with Words, GS-1530/1532/1930/1932 (Australia) (from SN GS3007A-91732 to GS3011A-102095) and (from GS3007B-88080 to GS3009B-98941)  
(continued)

Item	Part No.	Description	Qty.
35	82557	DECAL,LABEL,PLAT CONT LOCATION.....	1
36	82558	DECAL,SKIN INJECTION.....	1
37	82559	DECAL,INSTRUCT-ANNUAL INSP REQ.....	1
38	82561	DECAL,DANGER-USE SAFETY ARM.....	2
39	82563	DECAL,INSTR-MAX CAP 500 LBS..... <i>for GS1930 and GS1932 models</i>	1
40	82564	DECAL,INSTR-MAX CAP 600LBS... <i>for GS1530 and GS1532 models</i>	1
41	82566	DECAL,INSTR-MANUAL FRC,AUS..... <i>for GS1532 and GS1932 models</i>	1
42	82567	DECAL, GROUND CONTROL PANEL.....	1
43	82568	DECAL,COSMETIC,GENIE GS-1532.....	2
44	82570	DECAL,LABEL-WHEEL LOAD 1530/32..... <i>(for Australia models only)</i>	4
45	82571	DECAL,LABEL,WHEEL LOAD 19XX..... <i>(for Australia models only)</i>	4
46	82657	DECAL,INSTRUCT,BATTERY CONNECT.....	1
47	97618	DECAL,INSTR-INDOOR USE,AUS..... <i>for GS1530 and GS1930 models</i>	1
48	97712	DECAL,DANGER,BRAKE REL SAFETY*.....	2
49	97772	DECAL,OVERLAY,PLAT CONTROLS***.....	1
50	114360	DECAL,DANGER-TIP-OVER,BATT..	1
51	114361	DECAL,LABEL-TRANSPORT DIGRAM.....	2
52	114385	DECAL,DANGER,ELEC HAZARD,GS.....	2
53	114386	DECAL,DANGER-GEN SAFETY.....	1
54	114414	DECAL,NOTICE,OP INST-AUST,GENV.....	1
55	133276	DECAL,EMERGENCY LOWERING.....	1

105.1 Decals with Words, GS-1530/1532/1930/1932 (Australia) (from SN GS3007A-91732 to GS3011A-102095) and (from GS3007B-88080 to GS3009B-98941)  
(continued)

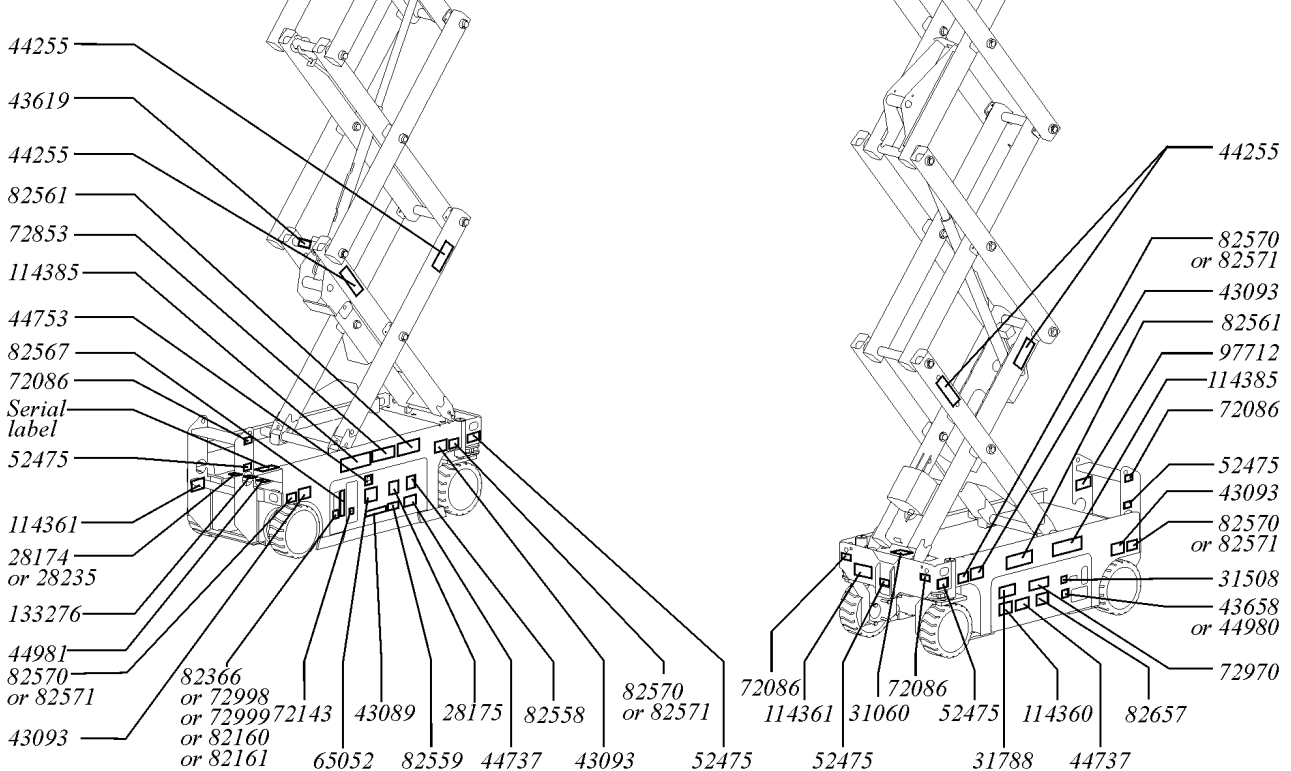
***This Page Intentionally Left Blank***

106.1 Decals with Words, GS-1530/1532/1930/1932 (Australia) (from SN GS3011A-102096 to GS3010A-109999)



Ground Control Side

Battery Side



106.1 Decals with Words, GS-1530/1532/1930/1932 (Australia) (from SN GS3011A-102096 to GS3010A-109999)

Item	Part No.	Description	Qty.	Item	Part No.	Description	Qty.
A	233246	DECAL KIT,1530 PLAT,WRD,AUST.....1 <i>from SN GS3010A-102096 to GS3010A-109999</i>	1	9	40434	DECAL,LANYARD ANCHORAGE POINT.....3	3
B	233247	DECAL KIT,1530 COMP,WRD,AUST.....1 <i>from SN GS3010A-102096 to GS3010A-109999</i>	1	10	43089	DECAL,INSTRUCTIONS-OPER,GCP.1	1
C	233248	DECAL KIT,1532 PLAT,WRD,AUST.....1 <i>from SN GS3010A-102096 to GS3010A-109999</i>	1	11	43093	DECAL,LABEL,TIRE SPECS.....4	4
D	233249	DECAL KIT,1532 COMP,WRD,AUST.....1 <i>from SN GS3010A-102096 to GS3010A-109999</i>	1	12	43618	DECAL,LABEL-DIRECTION ARROWS.....2	2
E	233250	DECAL KIT,1930 PLAT,WRD,AUST.....1 <i>from SN GS3010A-102096 to GS3010A-109999</i>	1	13	43619	DECAL,LABEL,SAFETY ARM.....1	1
F	233251	DECAL KIT,1930 COMP,WRD,AUST.....1 <i>from SN GS3010A-102096 to GS3010A-109999</i>	1	14	43658	DECAL,LABEL,PWR TO CHARGR 230V.....2	2
G	233252	DECAL KIT,1932 PLAT,WRD,AUST.....1 <i>from SN GS3010A-102096 to GS3010A-109999</i>	1	15	44255	DECAL,DANGER,CRUSHING HAZARD.....4	4
H	233253	DECAL KIT,1932 COMP,WRD,AUST.....1 <i>from SN GS3010A-102096 to GS3010A-109999</i>	1	16	44736	DECAL,DANGER,TIP-OVER,TILT....1	1
1	28174	DECAL,POWER TO PLATFORM 230V.....2	2	17	44737	DECAL,DANGER,TIP-OVER,TRAYS.2	2
2	28175	DECAL,COMPARTMENT ACCESS.....1	1	18	44753	DECAL,LABEL,LED READOUT....1	1
3	28176	DECAL,LABEL,MANUAL NOT HERE.....1	1	19	44980	DECAL,LABEL,PWR TO CHARGR 115V.....1	1
4	28235	DECAL,POWER TO PLATFORM 115V.....2	2	20	44981	DECAL,LABEL,AIRLINE 110 PSI....2	2
5	28236	DECAL,WARN,IMPROPER OPERATION.....1	1	21	52475	DECAL,LABEL,TRANSPORT TIEDOWN*.....5	5
6	31060	DECAL,DANGER DO NOT ALTER SWTC.....1	1	22	62053	DECAL,COSMETIC,GENIE GS-1530**.....2	2
7	31508	DECAL,DANGER,ELECT HAZARD,PLUG.....1	1	23	62054	DECAL,COSMETIC,GENIE GS-1930**.....2	2
8	31788	DECAL,DANGER,BATTERY SAFETY***.....1	1	24	65052	DECAL,LABEL,FAULT CODES.....2	2
				25	72086	DECAL,LABEL,LIFTING EYE.....4	4
				26	72143	DECAL,EMERGENCY STOP,GR.....1	1
				27	72853	DECAL,DANGER,IMPROPER USE HAZ.....1	1
				28	72970	DECAL,INSTRUCTIONS-CHARGER OP.....1	1
				29	72998	DECAL,LABEL,QUINTOLUBRIK....1 <i>For Models with Quintolub Hydraulic Oil Only</i>	1
				30	72999	DECAL,LABEL,PETRO CANADA***.....1 <i>For Models with Petro Canada Hydraulic Oil Only</i>	1
				31	82160	DECAL,LABEL,STATOIL HYDRA WAY.....1 <i>For Models with Statoil Hydraulic Oil Only</i>	1
				32	82161	DECAL,LABEL,UCON HYDROLUBE.....1 <i>For Models with Ucon Hydrolube Hydraulic Oil Only</i>	1



106.1 Decals with Words, GS-1530/1532/1930/1932 (Australia) (from SN GS3011A-102096 to GS3010A-109999)  
(continued)

Item	Part No.	Description	Qty.	Item	Part No.	Description	Qty.
33	82287	DECAL,COSMETIC,GENIE GS-1932.....	2	57	133276	DECAL,EMERGENCY LOWERING.....	1
34	82366	DECAL,CHEVRON RANDO HD..... <i>For Models with Chevron Rando Hydraulid Oil Only</i>	1				
35	82557	DECAL,LABEL,PLAT CONT LOCATION.....	1				
36	82558	DECAL,SKIN INJECTION.....	1				
37	82559	DECAL,INSTRUCT-ANNUAL INSP REQ.....	1				
38	82561	DECAL,DANGER-USE SAFETY ARM.....	2				
39	82566	DECAL,INSTR-MANUAL FRC,AUS..... <i>For GS-1532 and GS-1932 Models</i>	1				
40	82567	DECAL, GROUND CONTROL PANEL.....	1				
41	82568	DECAL,COSMETIC,GENIE GS-1532.....	2				
42	82570	DECAL,LABEL-WHEEL LOAD 1530/32.....	4				
43	82571	DECAL,LABEL,WHEEL LOAD 19XX.....	4				
44	82657	DECAL,INSTRUCT,BATTERY CONNECT.....	1				
45	82664	DECAL,SYM-MAXCAP CE GS15XX.....	1				
46	82665	DECAL,SYM-MAXCAP CE GS19XX.....	1				
47	82668	DECAL,LABEL,CAP IND CE GS15XX.....	1				
48	82669	DECAL,LABEL,CAP IND CE19XX...	1				
49	97618	DECAL,INSTR-INDOOR USE,AUS..... <i>For GS-1530 and GS-1930 Models</i>	1				
50	97712	DECAL,DANGER,BRAKE REL SAFETY*.....	2				
51	97772	DECAL,OVERLAY,PLAT CONTROLS***.....	1				
52	114360	DECAL,DANGER-TIP-OVER,BATT..	1				
53	114361	DECAL,LABEL-TRANSPORT DIGRAM.....	2				
54	114385	DECAL,DANGER,ELEC HAZARD,GS.....	2				
55	114386	DECAL,DANGER-GEN SAFETY.....	1				
56	227261	DECAL,OP INST, AUS,GS-30.....	1				

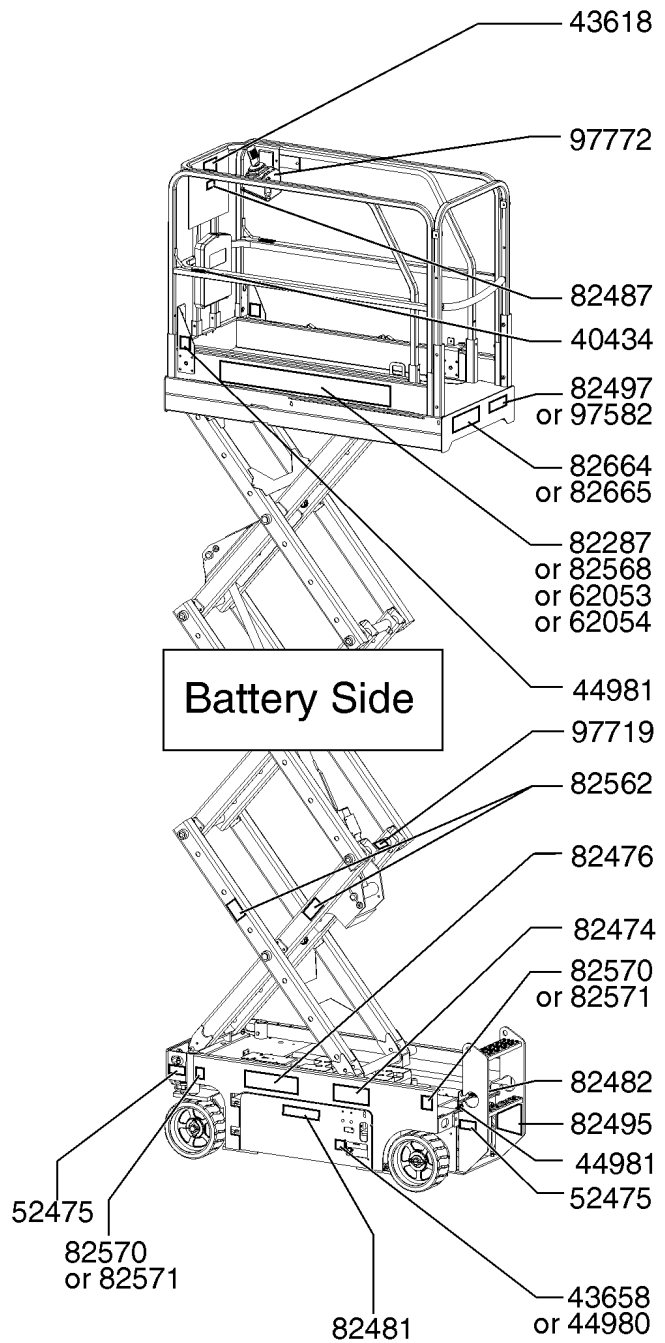
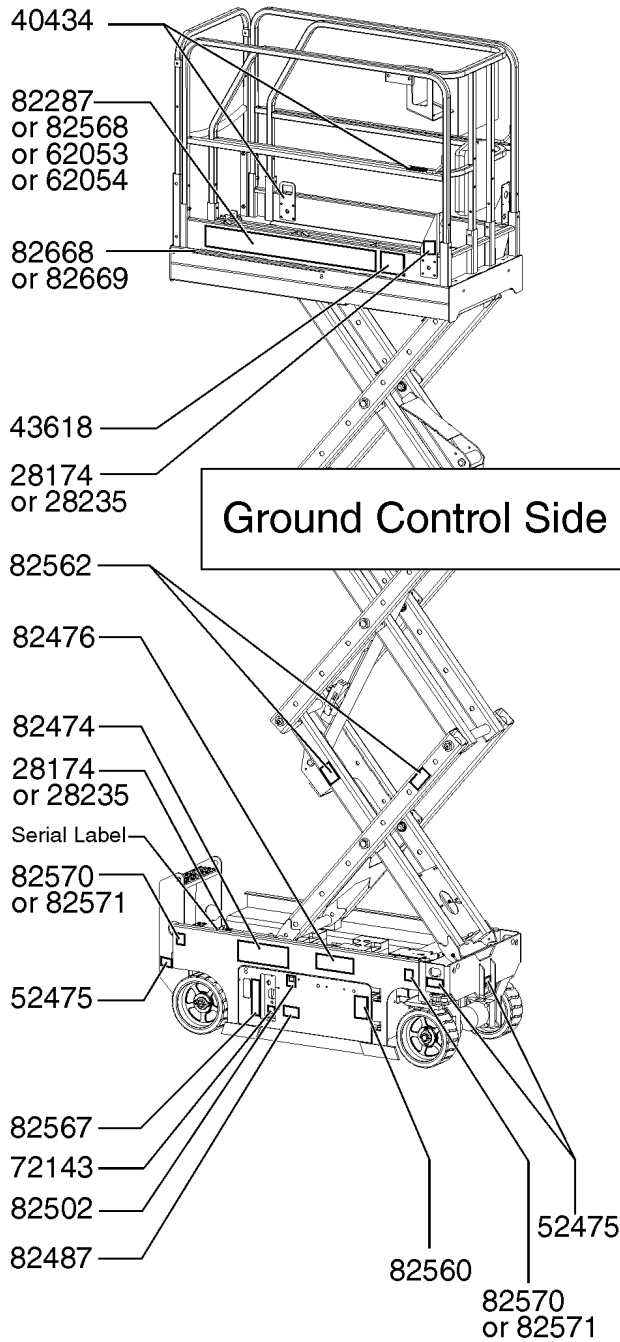


---

106.1 Decals with Words, GS-1530/1532/1930/1932 (Australia) (from SN GS3011A-102096 to GS3010A-109999)  
(continued)

***This Page Intentionally Left Blank***

107.1 Decals with Symbols, GS-1530/1532/1930/1932 (Europe) CE Models (from SN GS3005A-76000 to GS3007A-91731) and (from GS3005B-76000 to GS3007B-88079)



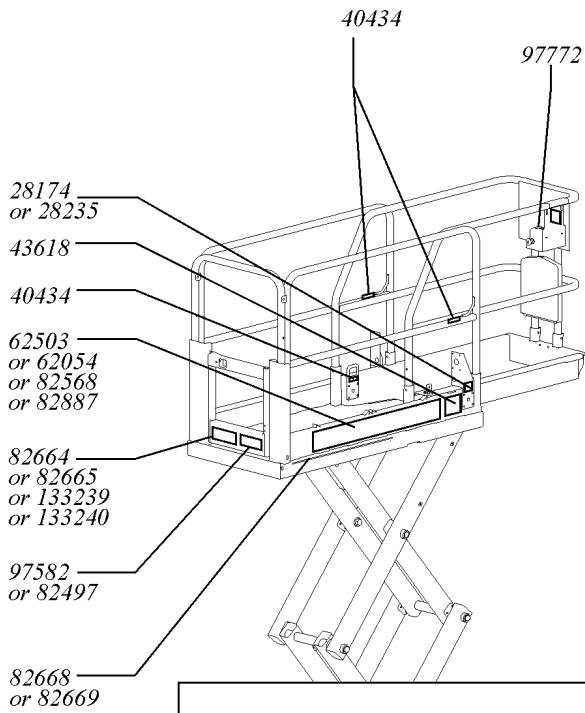


107.1 Decals with Symbols, GS-1530/1532/1930/1932 (Europe) CE Models (from SN GS3005A-76000 to GS3007A-91731) and (from GS3005B-76000 to GS3007B-88079)

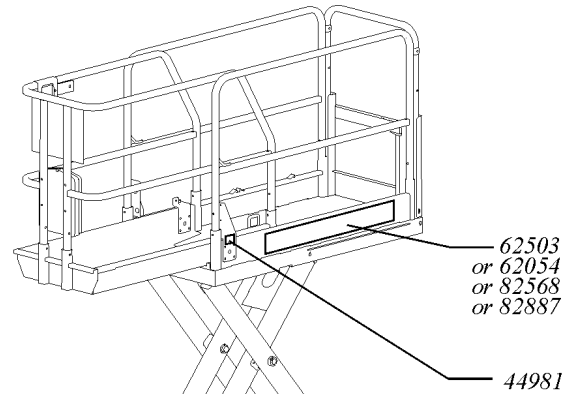
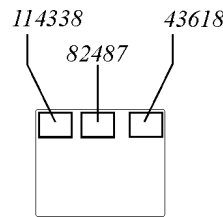
Item	Part No.	Description	Qty.	Item	Part No.	Description	Qty.
A	233254	DECAL KIT,1530 PLAT,SYM,CE <i>Platform only kit for CE GS-1530</i>		17	82487	DECAL,SYMBOL-READ THE MANUAL.....	2
B	233255	DECAL KIT,1530 COMP,SYM,CE <i>Complete kit for CE GS-1530</i>		18	82495	DECAL,SYMBOL-BRAKE REL SAFETY.....	1
C	233256	DECAL KIT,1532 PLAT,SYM,CE <i>Platform only kit for CE GS-1532</i>		19	82497	DECAL,SYM-SIDEFORCE 200400.....	1
D	233257	DECAL KIT,1532 COMP,SYM,CE <i>Complete kit for CE GS-1532</i>				<i>For GS-1532 and GS-1932 Models Only</i>	
E	233258	DECAL KIT,1930 PLAT,SYM,CE <i>Platform only kit for CE GS-1930</i>		20	82502	DECAL,LABEL,LED READOUT.....	1
F	233259	DECAL KIT,1930 COMP,SYM,CE <i>Complete kit for CE GS-1930</i>		21	82560	DECAL,SYMBOL-SKIN INJECT HAZRD.....	1
G	233260	DECAL KIT,1932 PLAT,SYM,CE <i>Platform only kit for CE GS-1932</i>		22	82562	DECAL,SYMBOL-CRUSHING HAZARD.....	4
H	233261	DECAL KIT,1932 COMP,SYM,CE <i>Complete kit for CE GS-1932</i>		23	82567	DECAL, GROUND CONTROL PANEL.....	1
1	28174	DECAL,POWER TO PLATFORM 230V.....	2	24	82568	DECAL,COSMETIC,GENIE GS-1532.....	2
2	28235	DECAL,POWER TO PLATFORM 115V.....	2	25	82570	DECAL,LABEL-WHEEL LOAD 1530/32.....	4
3	40434	DECAL,LANYARD ANCHORAGE POINT.....	3	26	82571	DECAL,LABEL,WHEEL LOAD 19XX.....	4
4	43618	DECAL,LABEL-DIRECTION ARROWS.....	2	27	82664	DECAL,SYM-MAXCAP CE GS15XX.....	1
5	43658	DECAL,LABEL,PWR TO CHARGR 230V.....	1	28	82665	DECAL,SYM-MAXCAP CE GS19XX.....	1
6	44980	DECAL,LABEL,PWR TO CHARGR 115V.....	1	29	82668	DECAL,LABEL,CAP IND CE GS15XX.....	1
7	44981	DECAL,LABEL,AIRLINE 110 PSI.....	2			<i>For Models with Capacity Indicator</i>	
8	52475	DECAL,LABEL,TRANSPORT TIEDOWN*.....	5	30	82669	DECAL,LABEL,CAP IND CE19XX...1 <i>For Models with Capacity Indicator</i>	1
9	62053	DECAL,COSMETIC,GENIE GS-1530**.....	2	31	97582	DECAL,SYM-SIDEFORCE 400N ID.....	1
10	62054	DECAL,COSMETIC,GENIE GS-1930**.....	2			<i>For GS-1530 and GS-1930 Models Only</i>	
11	72143	DECAL,EMERGENCY STOP,GR.....	1	32	97719	DECAL, LABEL, SAFETY ARM SYMB.....	1
12	82287	DECAL,COSMETIC,GENIE GS-1932.....	2	33	97772	DECAL,OVERLAY,PLAT CONTROLS***.....	1
13	82474	DECAL,SYMBOL-USE SAFETY ARM.....	2				
14	82476	DECAL,SYMBOL-ELEC HAZARD,GS.....	2				
15	82481	DECAL,SYMBOL-BATTERY SAFETY.....	1				
16	82482	DECAL, LABEL,AUX LOWERING....	1				



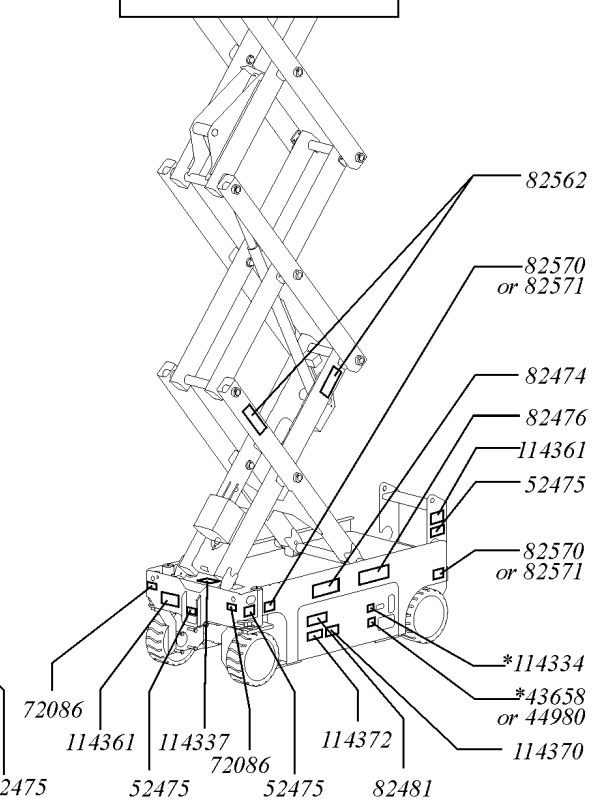
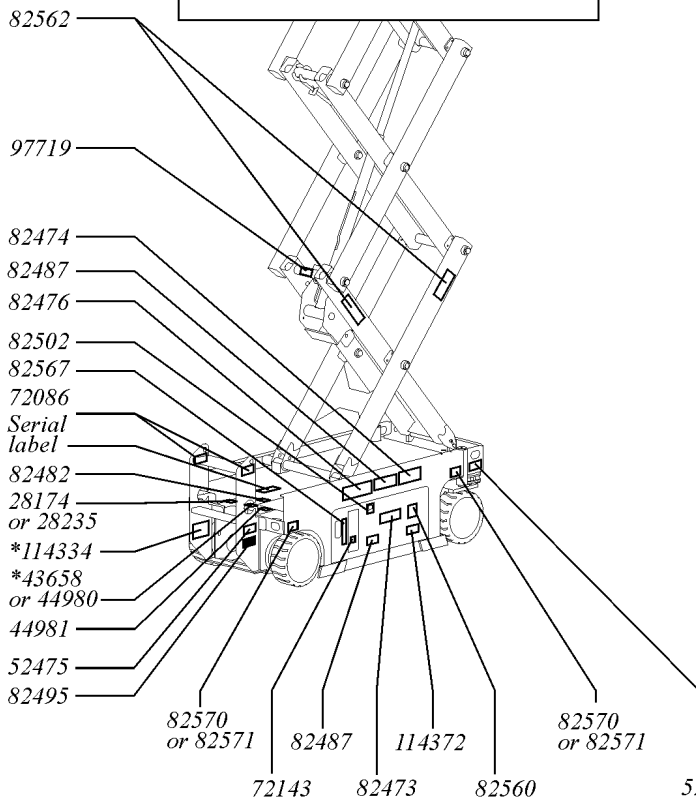
108.1 Decals with Symbols, GS-1530/1532/1930/1932 (Europe) (from SN GS3007A-91732 to GS3010A-109999; from GS3007B-88080; and from GS3008C-101 to GS3011C-9999)



Ground Control Side



Battery Side



108.1 Decals with Symbols, GS-1530/1532/1930/1932 (Europe) (from SN GS3007A-91732 to GS3010A-109999; from GS3007B-88080; and from GS3008C-101 to GS3011C-9999)

Item	Part No.	Description	Qty.	Item	Part No.	Description	Qty.
A	233262	DECAL KIT,1530 PLAT,SYM,CE <i>Platform only kit for CE GS-1530</i>		16	82476	DECAL,SYMBOL-ELEC HAZARD,GS.....	2
--	233263	DECAL KIT,1530 COMP,SYM,CE <i>Complete kit for CE GS-1530</i>		17	82481	DECAL,SYMBOL-BATTERY SAFETY.....	1
--	233264	DECAL KIT,1532 PLAT,SYM,CE <i>Platform only kit for CE GS-1532</i>		18	82482	DECAL, LABEL,AUX LOWERING....	1
--	233265	DECAL KIT,1532 COMP,SYM,CE <i>Complete kit for CE GS-1532</i>		19	82487	DECAL,SYMBOL-READ THE MANUAL.....	2
--	233266	DECAL KIT,1930 PLAT,SYM,CE <i>Platform only kit for CEGS-1930</i>		20	82495	DECAL,SYMBOL-BRAKE REL SAFETY.....	2
--	233267	DECAL KIT,1930 COMP,SYM,CE <i>Complete kit for CE GS-1930</i>		21	82497	DECAL,SYM-SIDEFORCE 200400.....	1
--	233268	DECAL KIT,1932 PLAT,SYM,CE <i>Platform only kit for CEI GS-1932</i>				<i>For GS-1532 and GS-1932 Models Only</i>	
--	233269	DECAL KIT,1932 COMP,SYM,CE <i>Complete kit for CE GS-1932</i>		22	82502	DECAL,LABEL,LED READOUT.....	1
1	28174	DECAL,POWER TO PLATFORM 230V.....	2	23	82560	DECAL,SYMBOL-SKIN INJECT HAZRD.....	1
2	28235	DECAL,POWER TO PLATFORM 115V.....	2	24	82562	DECAL,SYMBOL-CRUSHING HAZARD.....	4
3	40434	DECAL,LANYARD ANCHORAGE POINT.....	3	25	82567	DECAL, GROUND CONTROL PANEL.....	1
4	43618	DECAL,LABEL-DIRECTION ARROWS.....	2	26	82568	DECAL,COSMETIC,GENIE GS-1532.....	2
5	43658	DECAL,LABEL,PWR TO CHARGR 230V.....	1	27	82570	DECAL,LABEL-WHEEL LOAD 1530/32.....	4
		<i>Found in one of two locations</i>		28	82571	DECAL,LABEL,WHEEL LOAD 19XX.....	4
6	44980	DECAL,LABEL,PWR TO CHARGR 115V.....	1	29	82664	DECAL,SYM-MAXCAP CE GS15XX.....	1
		<i>Found in one of two locations</i>				<i>For CE Models Exept Italian</i>	
7	44981	DECAL,LABEL,AIRLINE 110 PSI....	2	30	82665	DECAL,SYM-MAXCAP CE GS19XX.....	1
8	52475	DECAL,LABEL,TRANSPORT TIEDOWN*.....	5			<i>For CE Models Exept Italian</i>	
9	62053	DECAL,COSMETIC,GENIE GS-1530**.....	2	31	82668	DECAL,LABEL,CAP IND CE GS15XX.....	1
10	62054	DECAL,COSMETIC,GENIE GS-1930**.....	2			<i>For Models with Capacity Indicator</i>	
11	72086	DECAL,LABEL,LIFTING EYE.....	4	32	82669	DECAL,LABEL,CAP IND CE19XX...1	1
12	72143	DECAL,EMERGENCY STOP,GR.....	1			<i>For Models with Capacity Indicator</i>	
13	82287	DECAL,COSMETIC,GENIE GS-1932.....	2	33	97582	DECAL,SYM-SIDEFORCE 400N ID.....	1
14	82473	DECAL,SYMBOL-COMP ACCESS.....	1			<i>For GS1530 and GS-1930 Models Only</i>	
15	82474	DECAL,SYMBOL-USE SAFETY ARM.....	2	34	97719	DECAL, LABEL, SAFETY ARM SYMB.....	1
				35	97772	DECAL,OVERLAY,PLAT CONTROLS***.....	1
				36	114334	DECAL,SYM-ELEC HAZARD,PLUG.....	1
						<i>Found in one of two locations</i>	



108.1 Decals with Symbols, GS-1530/1532/1930/1932 (Europe) (from SN GS3007A-91732 to GS3010A-109999; from GS3007B-88080; and from GS3008C-101 to GS3011C-9999)  
(continued)

Item	Part No.	Description	Qty.
37	114337	DECAL,SYM-TIP-OVR,LIM SWITCH.....	1
38	114338	DECAL,SYM-TIP-OVR,TILT ALARM.....	1
39	114361	DECAL,LABEL-TRANSPORT DIGRAM.....	2
40	114370	DECAL-SYM-TIP-OVR,BATTRIES...	1
41	114372	DECAL,SYM-TIP-OVER,TRAYS.....	2
42	133239	LABEL,MAXCAP,272KG,GS1530.... <i>For Italian Models Only</i>	1
43	133240	LABEL,MAXCAP,227KG,1930..... <i>For Italian Models Only</i>	1

108.1 Decals with Symbols, GS-1530/1532/1930/1932 (Europe) (from SN GS3007A-91732 to GS3010A-109999; from GS3007B-88080; and from GS3008C-101 to GS3011C-9999)  
(continued)

***This Page Intentionally Left Blank***



109.1 Decals with Words, GS-2032/2632 (North America and Australia) (from SN GS3205-75407 to GS3207-87723)

Item	Part No.	Description	Qty.	Item	Part No.	Description	Qty.
A	160854	DECAL KIT,2032,PLAT,WORD,ANSI <i>(ANSI models)</i>		17	43696	DECAL,DANGER,ELEC HAZARD,GS.....	2
B	160855	DECAL KIT,2032,COMP,WORD,ANSI <i>(ANSI models)</i>		18	44255	DECAL,DANGER,CRUSHING HAZARD.....	4
C	160856	DECAL KIT,2032,PLAT,WORD,AUS <i>(Australia models)</i>		19	44736	DECAL,DANGER,TIP-OVER,TILT ....	1
D	160857	DECAL KIT,2032,COMP,WORD,AUS <i>(Australia models)</i>		20	44737	DECAL,DANGER,TIP-OVER,TRAYS.2	
E	160858	DECAL KIT,2632,PLAT,WORD,ANSI <i>(ANSI models)</i>		21	44753	DECAL, LABEL, LED READOUT.....	1
F	160859	DECAL KIT,2632,COMP,WORD,ANSI <i>(ANSI models)</i>		22	44980	DECAL,LABEL,PWR TO CHARGR 115V.....	1
G	160860	DECAL KIT,2632,PLAT,WORD,AUS <i>(Australia models)</i>		23	44981	DECAL,LABEL,AIRLINE 110 PSI.....	2
H	160861	DECAL KIT,2632,COMP,WORD,AUS <i>(Australia models)</i>		24	46262	DECAL,DANGER,BATTERY SAFETY.....	1
1	28164	DECAL,NOTICE,HAZARDOUS MAT'LS*.....	1	25	46287	DECAL,LABEL-TIRE SPECS.....	4
2	28171	DECAL,DANGER,NO SMOKING***.....	1	26	48731	DECAL,LABEL,FMRC APPROVED.....	1
3	28174	DECAL,POWER TO PLATFORM 230V.....	2			<i>For EE Models Only</i>	
4	28175	DECAL,COMPARTMENT ACCESS.....	1	27	48732	DECAL,LABEL,EE RATING.....	2
5	28176	DECAL,LABEL,MANUAL NOT HERE.....	1			<i>For EE Models Only</i>	
6	28235	DECAL,POWER TO PLATFORM 115V.....	2	28	52475	DECAL,LABEL,TRANSPORT TIEDOWN*.....	5
7	28236	DECAL,WARN,IMPROPER OPERATION.....	1	29	62055	DECAL,COSMETIC,GENIE GS-2032.....	2
8	31060	DECAL,DANGER DO NOT ALTER SWTC.....	1	30	65052	DECAL,LABEL,FAULT CODES.....	1
9	31508	DECAL,DANGER,ELECT HAZARD,PLUG.....	1	31	72143	DECAL,EMERGENCY STOP,GR.....	1
10	38149	DECAL,LABEL,PATENTS.....	1	32	72853	DECAL,DANGER,IMPROPER USE HAZ.....	1
11	40434	DECAL,LANYARD ANCHORAGE POINT.....	5	33	72970	DECAL,INSTRUCTIONS-CHARGER OP.....	1
12	43089	DECAL,INSTRUCTIONS-OPER,GCP.1		34	72973	DECAL,COSMETIC,GENIE GS-2632**.....	2
13	43617	DECAL,DANGER,TIP-OVER,BATTERY.1		35	72998	DECAL,LABEL,QUINTOLUBRIK.....	1
14	43618	DECAL,LABEL-DIRECTION ARROWS.....	2			<i>For Models with Quintolub Hydraulic Oil Only</i>	
15	43619	DECAL,LABEL,SAFETY ARM.....	1	36	72999	DECAL,LABEL,PETRO CANADA***.....	1
16	43658	DECAL,LABEL,PWR TO CHARGR 230V.....	1			<i>For Models with Petro Canada Hydraulic Oil Only</i>	
				37	82160	DECAL,LABEL,STATOIL HYDRA WAY.....	1
						<i>For Models with Statoil Hydraulic Oil Only</i>	
				38	82161	DECAL,LABEL,UCON HYDROLUBE.....	1
						<i>For Models with Ucon Hydrolube Hydraulic Oil Only</i>	
				39	82307	DECAL,INSTR,INDOOR,AUS-26/3232 <i>For Australia Models Only</i>	



109.1 Decals with Words, GS-2032/2632 (North America and Australia) (from SN GS3205-75407 to GS3207-87723)  
(continued)

Item	Part No.	Description	Qty.
40	82366	DECAL,CHEVRON RANDO HD.....1 <i>For Models with Chevron Rando Hydraulic Oil Only</i>	1
41	82447	DECAL, LABEL,AUX LOWERING....1	1
42	82557	DECAL,LABEL,PLAT CONT LOCATION.....1	1
43	82558	DECAL,SKIN INJECTION.....1	1
44	82559	DECAL,INSTRUCT-ANNUAL INSP REQ.....1	1
45	82561	DECAL,DANGER-USE SAFETY ARM.....2	2
46	82563	DECAL,INSTR-MAX CAP 500 LBS.....1 <i>For GS-2632 Models Only</i>	1
47	82567	DECAL, GROUND CONTROL PANEL.....1	1
48	82657	DECAL,INSTRUCT,BATTERY CONNECT.....1	1
49	82693	DECAL,INSTR-MAX CAP 800 LBS.....1 <i>For GS-2032 Models Only</i>	1
50	82694	DECAL,INSTR-SIDE FRC,ANSI 2032.....1 <i>For ANSI GS-2032 Models Only</i>	1
51	82695	DECAL,INSTR-SIDE FRC,ANSI.....1 <i>For ANSI GS-2632 Models Only</i>	1
52	97692	DECAL,LABEL,WHEEL LOAD 2032.....4	4
53	97693	DECAL,LABEL,WHEEL LOAD 2632.....4	4
54	97694	DECAL,INSTR-MANUALFRC,AUS 2032.....1 <i>For Australia Models Only</i>	1
55	97712	DECAL,DANGER,BRAKE REL SAFETY*.....1	1
56	97772	DECAL,OVERLAY,PLAT CONTROLS***.....1	1
57	1000042	DECAL,DANGER,GENERAL SAFETY.....1	1
58	1000062	DECAL,INSTRUCT-OP GEN5,GS-32.....1	1

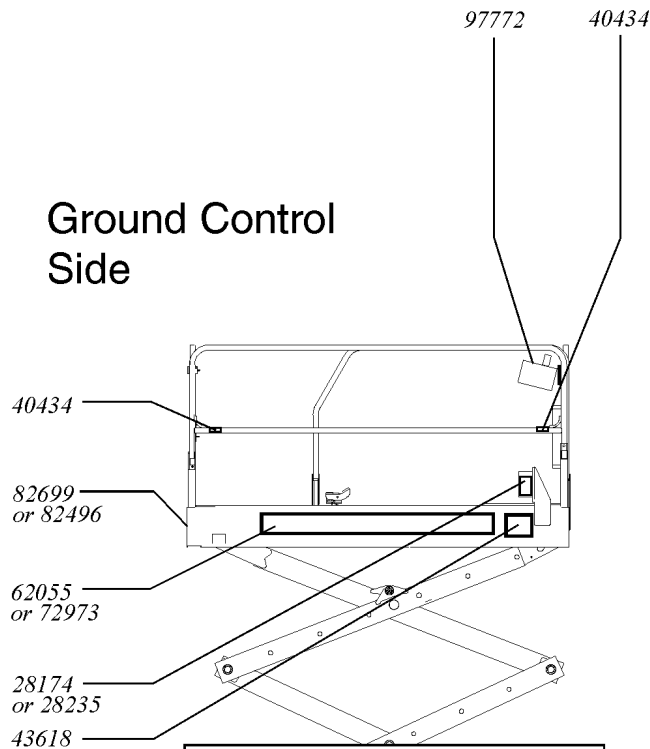


---

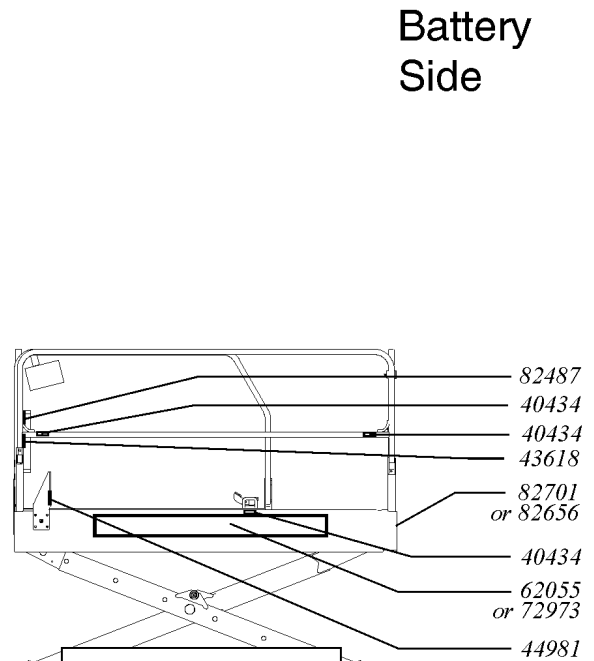
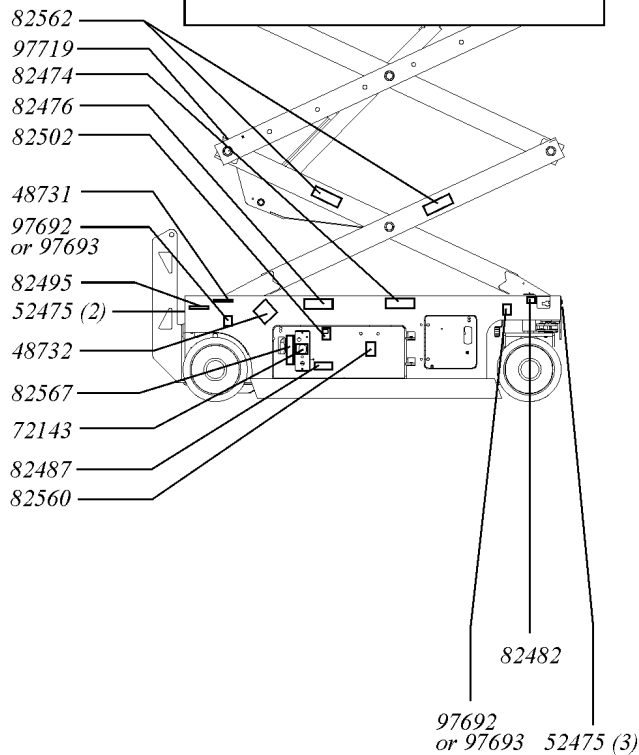
109.1 Decals with Words, GS-2032/2632 (North America and Australia) (from SN  
GS3205-75407 to GS3207-87723)  
(continued)

***This Page Intentionally Left Blank***

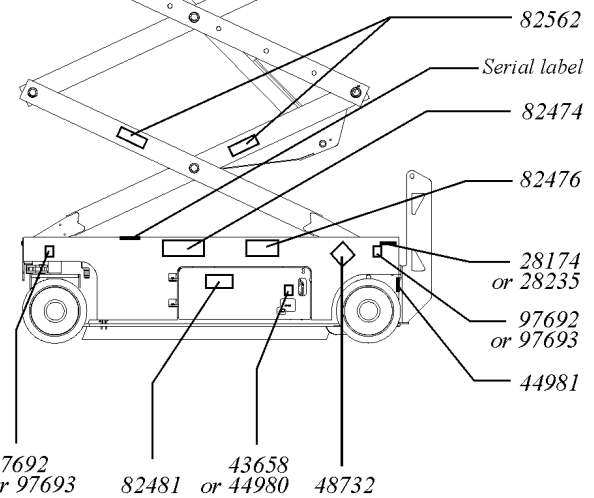
110.1 Decals with Symbols, GS-2032/2632 (Asia and South America) (from SN GS3205-75407 to GS3207-87723)



Ground Control Side



Battery Side

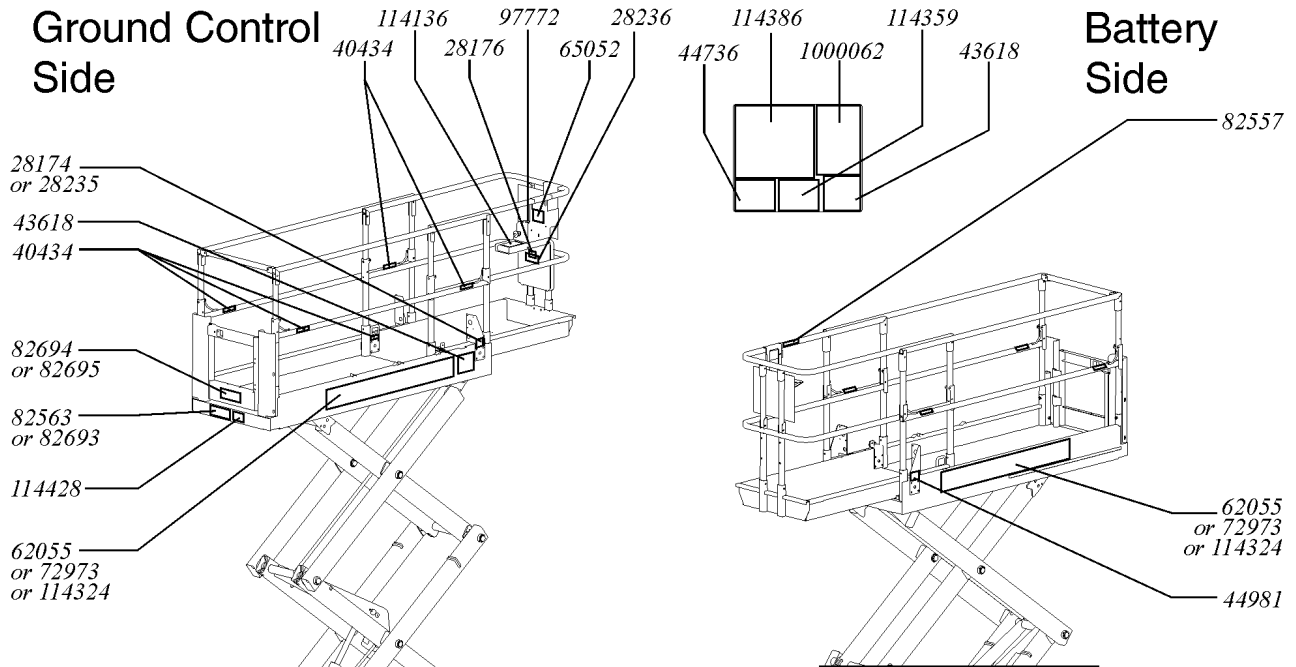


110.1 Decals with Symbols, GS-2032/2632 (Asia and South America) (from SN GS3205-75407 to GS3207-87723)

Item	Part No.	Description	Qty.	Item	Part No.	Description	Qty.
A	160863	DECAL KIT,2032,PLAT,SYM,ANSI (ANSI models)		21	82502	DECAL,LABEL,LED READOUT.....1	
B	160864	DECAL KIT,2032,COMP,SYM,ANSI (ANSI models)		22	82560	DECAL,SYMBOL-SKIN INJECT HAZRD.....1	
E	160867	DECAL KIT,2632,PLAT,SYM,ANSI (ANSI models)		23	82562	DECAL,SYMBOL-CRUSHING HAZARD.....4	
F	160868	DECAL KIT,2632,COMP,SYM,ANSI (ANSI models)		24	82567	DECAL, GROUND CONTROL PANEL.....1	
1	28174	DECAL,POWER TO PLATFORM 230V.....2		25	82656	DECAL,SYM-SIDE FORCE 445N....1 <i>For GS-2632 Models Only</i>	
2	28235	DECAL,POWER TO PLATFORM 115V.....2		26	82699	DECAL,SYM-MAXCAP 800.....1 <i>For GS-2032 Models Only</i>	
3	40434	DECAL,LANYARD ANCHORAGE POINT.....5		27	82701	DECAL,SYM-SIDE FORCE 534N....1 <i>For GS-2032 Models Only</i>	
4	43618	DECAL,LABEL-DIRECTION ARROWS.....2		28	97692	DECAL,LABEL,WHEEL LOAD 2032.....4	
5	43658	DECAL,LABEL,PWR TO CHARGR 230V.....1		29	97693	DECAL,LABEL,WHEEL LOAD 2632.....4	
6	44980	DECAL,LABEL,PWR TO CHARGR 115V.....1		30	97719	DECAL, LABEL, SAFETY ARM SYMB.....1	
7	44981	DECAL,LABEL,AIRLINE 110 PSI....2		31	97772	DECAL,OVERLAY,PLAT CONTROLS*** .....1	
8	48731	DECAL,LABEL,FMRC APPROVED.....1 <i>For EE Models Only</i>					
9	48732	DECAL,LABEL,EE RATING.....2 <i>For EE Models Only</i>					
10	52475	DECAL,LABEL,TRANSPORT TIEDOWN* .....5					
11	62055	DECAL,COSMETIC,GENIE GS-2032.....2					
12	72143	DECAL,EMERGENCY STOP,GR....1					
13	72973	DECAL,COSMETIC,GENIE GS-2632** .....2					
14	82474	DECAL,SYMBOL-USE SAFETY ARM.....2					
15	82476	DECAL,SYMBOL-ELEC HAZARD,GS.....2					
16	82481	DECAL,SYMBOL-BATTERY SAFETY.....1					
17	82482	DECAL, LABEL,AUX LOWERING....1					
18	82487	DECAL,SYMBOL-READ THE MANUAL.....2					
19	82495	DECAL,SYMBOL-BRAKE REL SAFETY.....1					
20	82496	DECAL,SYM-MAXCAP 500.....1 <i>For GS-2632 Models Only</i>					

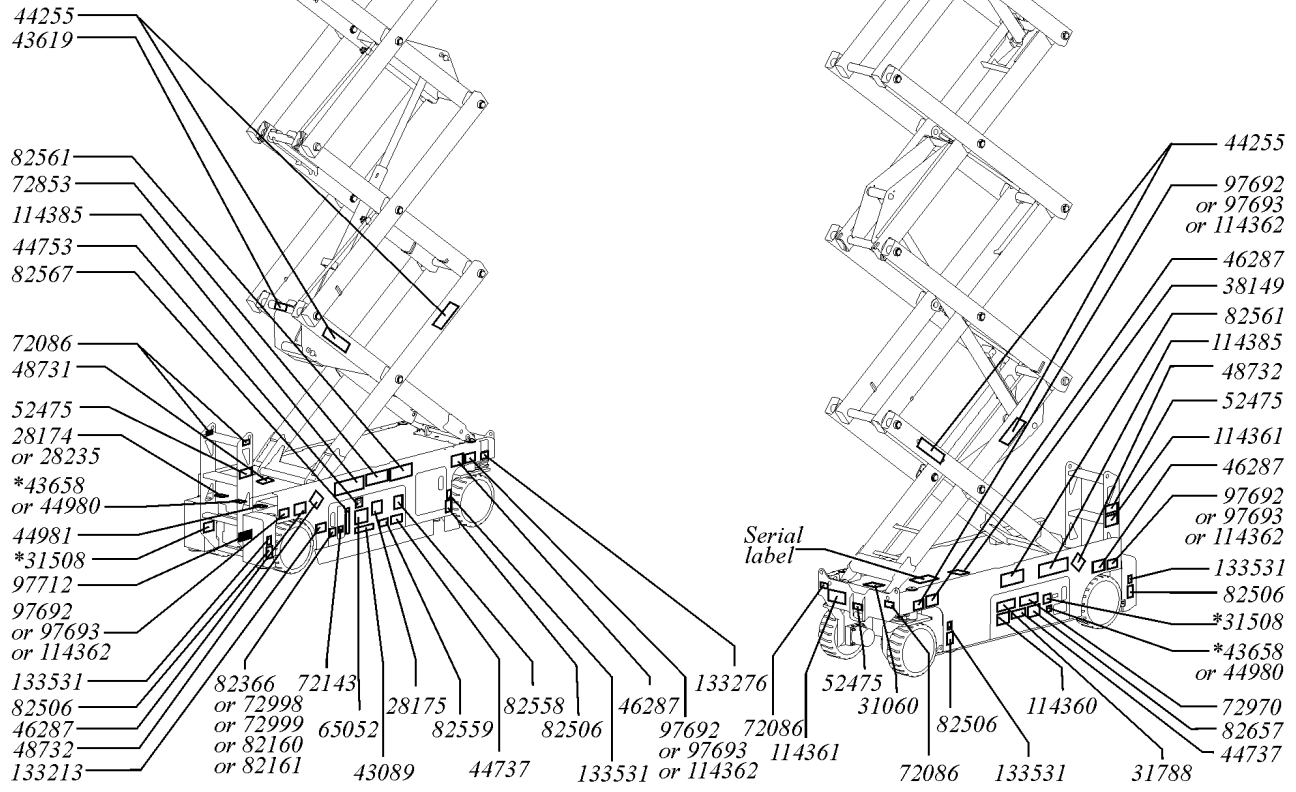


111.1 Decals with Words, GS-2032/2632/3232 (North America) (from SN GS3207-87724 to GS3209-94602; and from GS3209A-94603 to GS3211A-109999)



Ground Control Side

Battery Side



111.1 Decals with Words, GS-2032/2632/3232 (North America) (from SN GS3207-87724 to GS3209-94602; and from GS3209A-94603 to GS3211A-109999)

Item	Part No.	Description	Qty.	Item	Part No.	Description	Qty.
C	233278	DECAL KIT,2632 PLAT,WRD,ANSI <i>Platform Only kit for ANSI GS-2632</i>		21	46287	DECAL,LABEL-TIRE SPECS.....	4
D	233279	DECAL KIT,2632 COMP,WRD,ANSI <i>Complete kit for ANSI GS-2632</i>		22	48731	DECAL,LABEL,FMRC APPROVED.....	1
E	233280	DECAL KIT,3232 PLAT,WRD,ANSI <i>Platform Only kit for ANSI GS-3232</i>		23	48732	DECAL,LABEL,EE RATING.....	2
F	233281	DECAL KIT,3232 COMP,WRD,ANSI <i>Complete kit for ANSI GS-3232</i>		24	52475	DECAL,LABEL,TRANSPORT TIEDOWN*.....	3
1	28174	DECAL,POWER TO PLATFORM 230V.....	2	25	62055	DECAL,COSMETIC,GENIE GS-2032.....	2
2	28175	DECAL,COMPARTMENT ACCESS.....	1	26	65052	DECAL,LABEL,FAULT CODES.....	2
3	28176	DECAL,LABEL,MANUAL NOT HERE.....	1	27	72086	DECAL,LABEL,LIFTING EYE.....	4
4	28235	DECAL,POWER TO PLATFORM 115V.....	2	28	72143	DECAL,EMERGENCY STOP,GR.....	1
5	28236	DECAL,WARN,IMPROPER OPERATION.....	1	29	72853	DECAL,DANGER,IMPROPER USE HAZ.....	1
6	31060	DECAL,DANGER DO NOT ALTER SWTC.....	1	30	72970	DECAL,INSTRUCTIONS-CHARGER OP.....	1
7	31508	DECAL,DANGER,ELECT HAZARD,PLUG.....	1	31	72973	DECAL,COSMETIC,GENIE GS-2632**.....	2
8	31788	DECAL,DANGER,BATTERY SAFETY***.....	1	32	72998	DECAL,LABEL,QUINTOLUBRIK.....	1
9	38149	DECAL,LABEL,PATENTS.....	1	33	72999	DECAL,LABEL,PETRO CANADA***.....	1
10	40434	DECAL,LANYARD ANCHORAGE POINT.....	5	34	82160	DECAL,LABEL,STATOIL HYDRA WAY.....	1
11	43089	DECAL,INSTRUCTIONS-OPER,GCP.	1	35	82161	DECAL,LABEL,UCON HYDROLUBE.....	1
12	43618	DECAL,LABEL-DIRECTION ARROWS.....	2	36	82366	DECAL,CHEVRON RANDO HD.....	1
13	43619	DECAL,LABEL,SAFETY ARM.....	1	37	82506	DECAL,WARNING-FOOT CRUSHING.....	4
14	43658	DECAL,LABEL,PWR TO CHARGR 230V.....	1	38	82557	DECAL,LABEL,PLAT CONT LOCATION.....	1
15	44255	DECAL,DANGER,CRUSHING HAZARD.....	4	39	82558	DECAL,SKIN INJECTION.....	1
16	44736	DECAL,DANGER,TIP-OVER,TILT....	1	40	82559	DECAL,INSTRUCT-ANNUAL INSP REQ.....	1
17	44737	DECAL,DANGER,TIP-OVER,TRAYS.2		41	82561	DECAL,DANGER-USE SAFETY ARM.....	2
18	44753	DECAL,LABEL,LED READOUT.....	1				
19	44980	DECAL,LABEL,PWR TO CHARGR 115V.....	1				
20	44981	DECAL,LABEL,AIRLINE 110 PSI.....	2				



111.1 Decals with Words, GS-2032/2632/3232 (North America) (from SN GS3207-87724 to GS3209-94602; and from GS3209A-94603 to GS3211A-109999)  
(continued)

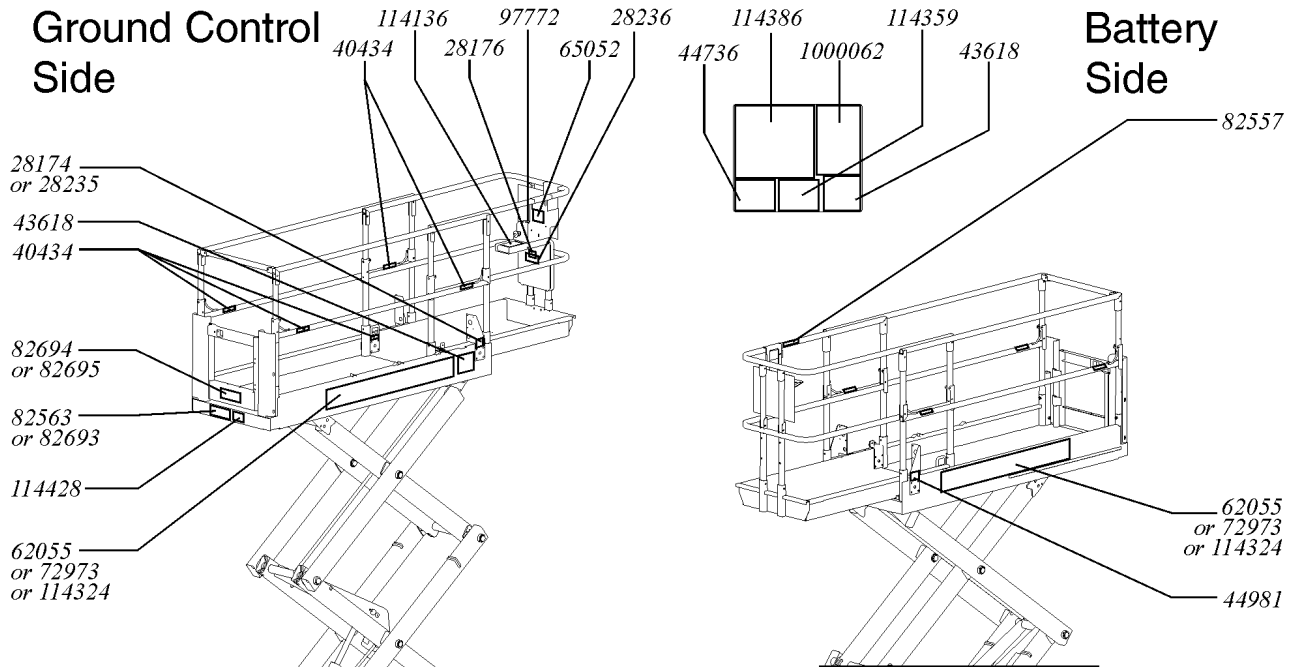
Item	Part No.	Description	Qty.
42	82563	DECAL, INSTR-MAX CAP 500 LBS.....1 <i>For GS-2632 and GS-3232 Models Only</i>	1
43	82567	DECAL, GROUND CONTROL PANEL.....1	1
44	82657	DECAL, INSTRUCT, BATTERY CONNECT.....1	1
46	82694	DECAL, INSTR-SIDE FRC, ANSI 2032.....1	1
47	82695	DECAL, INSTR-SIDE FRC, ANSI.....1 <i>For GS-2632 and GS-3232 Models Only</i>	1
48	97692	DECAL, LABEL, WHEEL LOAD 2032.....4	4
49	97693	DECAL, LABEL, WHEEL LOAD 2632.....4	4
50	97712	DECAL, DANGER, BRAKE REL SAFETY*.....1	1
51	97772	DECAL, OVERLAY, PLAT CONTROLS***.....1	1
52	114136	OVERLAY, O/R PCON, GS3232.....1	1
53	114324	DECAL, COSMETIC-GENIE GS-3232.....2	2
54	114359	DANGER/INSTR-OUTRGR OP-GS3232.....1	1
55	114360	DECAL, DANGER-TIP-OVER, BATT..1	1
56	114361	DECAL, LABEL-TRANSPORT DIGRAM.....2	2
57	114362	DECAL, LABEL-WHEEL LOAD, GS-3232.....4	4
58	114385	DECAL, DANGER, ELEC HAZARD, GS.....2	2
59	114386	DECAL, DANGER-GEN SAFETY.....1	1
60	114428	DECAL, INSTRUCT, TRAVEL HEIGHT.....1	1
61	133213	DECAL, NOTICE-DO NOT OPEN DOOR.....3 <i>For EE Models Only From SN GS3008B-95267</i>	3
62	133276	DECAL, EMERGENCY LOWERING.....1	1
63	133531	LABEL, OUTRIGGER, LOAD, GS-3232.4	4
64	1000062	DECAL, INSTRUCT-OP GEN5, GS-32.....1	1

---

111.1 Decals with Words, GS-2032/2632/3232 (North America) (from SN GS3207-87724 to GS3209-94602; and from GS3209A-94603 to GS3211A-109999)  
(continued)

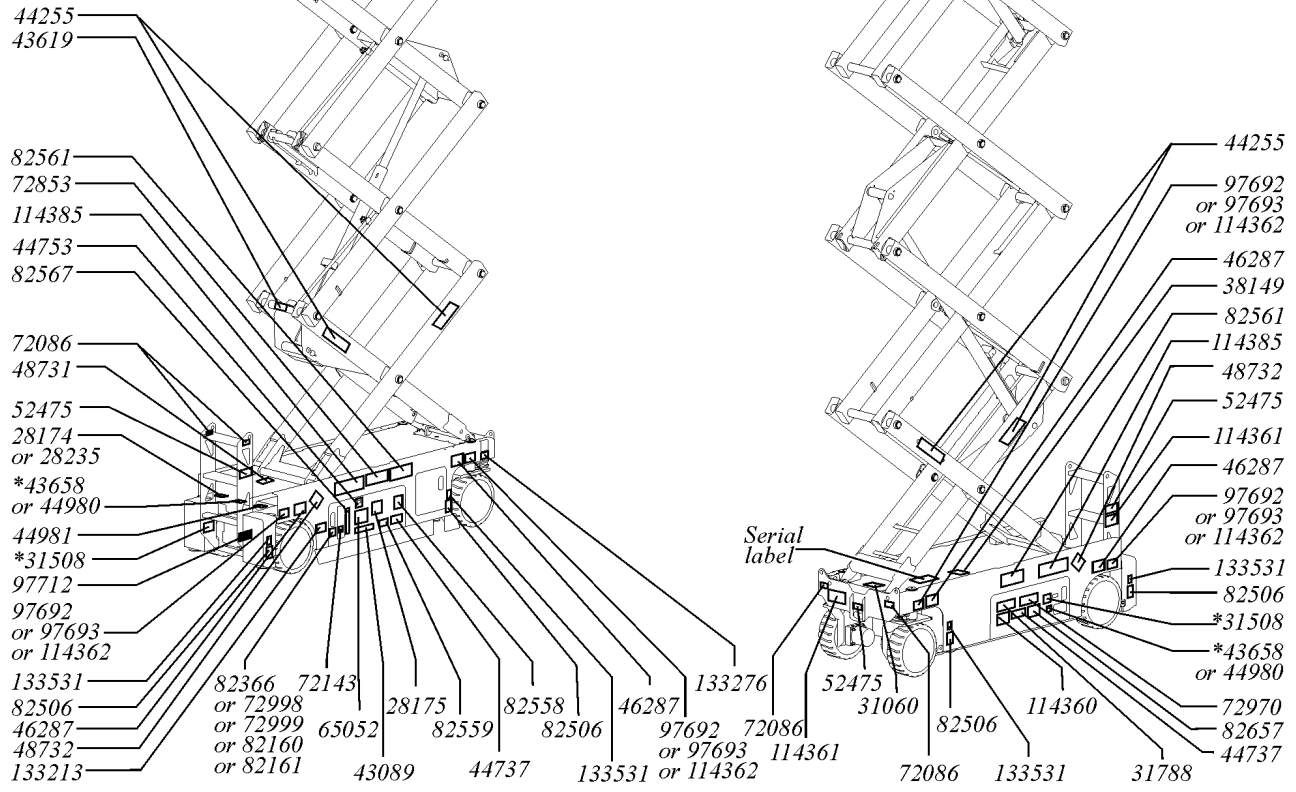
***This Page Intentionally Left Blank***

111.1 Decals with Words, GS-2032/2632/3232 (North America) (from SN GS3207-87724 to GS3209-94602; and from GS3209A-94603)



Ground Control Side

Battery Side





111.1 Decals with Words, GS-2032/2632/3232 (North America) (from SN GS3207-87724 to GS3209-94602; and from GS3209A-94603)

Item	Part No.	Description	Qty.	Item	Part No.	Description	Qty.
A	231561	DECAL KIT,2032 COMP.,WRD,ANSI <i>Complete kit for ANSI GS-2032</i>		23	48732	DECAL,LABEL,EE RATING.....2 <i>For EE Models Only</i>	
B	231560	DECAL KIT,2032 PLAT,WRD,ANSI <i>Platform Only kit for ANSI GS-2032</i>		24	52475	DECAL,LABEL,TRANSPORT TIEDOWN*.....3	
1	28174	DECAL,POWER TO PLATFORM 230V.....2		25	62055	DECAL,COSMETIC,GENIE GS-2032.....2	
2	28175	DECAL,COMPARTMENT ACCESS.....1		26	65052	DECAL,LABEL,FAULT CODES.....2	
3	28176	DECAL,LABEL,MANUAL NOT HERE.....1		27	72086	DECAL,LABEL,LIFTING EYE.....4	
4	28235	DECAL,POWER TO PLATFORM 115V.....2		28	72143	DECAL,EMERGENCY STOP,GR.....1	
5	28236	DECAL,WARN,IMPROPER OPERATION.....1		29	72853	DECAL,DANGER,IMPROPER USE HAZ.....1	
6	31060	DECAL,DANGER DO NOT ALTER SWTC.....1		30	72970	DECAL,INSTRUCTIONS-CHARGER OP.....1	
7	31508	DECAL,DANGER,ELECT HAZARD,PLUG.....1 <i>Found in one of two locations</i>		31	72973	DECAL,COSMETIC,GENIE GS-2632**.....2	
8	31788	DECAL,DANGER,BATTERY SAFETY***.....1		32	72998	DECAL,LABEL,QUINTOLUBRIK.....1 <i>For Models with Quintolub Hydraulic Oil Only</i>	
9	38149	DECAL,LABEL,PATENTS.....1 <i>For Domestic Models Only</i>		33	72999	DECAL,LABEL,PETRO CANADA***.....1 <i>For Models with Petro Canada Hydraulic Oil Only</i>	
10	40434	DECAL,LANYARD ANCHORAGE POINT.....5		34	82160	DECAL,LABEL,STATOIL HYDRA WAY.....1 <i>For Models with Statoil Hydraulic Oil Only</i>	
11	43089	DECAL,INSTRUCTIONS-OPER,GCP.1		35	82161	DECAL,LABEL,UCON HYDROLUBE.....1 <i>For Models with Ucon Hydrolube Hydraulic Oil Only</i>	
12	43618	DECAL,LABEL-DIRECTION ARROWS.....2		36	82366	DECAL,CHEVRON RANDO HD.....1 <i>For Models with Chevron Rando Hydraulic Oil Only</i>	
13	43619	DECAL,LABEL,SAFETY ARM.....1		37	82506	DECAL,WARNING-FOOT CRUSHING.....4	
14	43658	DECAL,LABEL,PWR TO CHARGR 230V.....1 <i>Found in one of two locations</i>		38	82557	DECAL,LABEL,PLAT CONT LOCATION.....1	
15	44255	DECAL,DANGER,CRUSHING HAZARD.....4		39	82558	DECAL,SKIN INJECTION.....1	
16	44736	DECAL,DANGER,TIP-OVER,TILT....1		40	82559	DECAL,INSTRUCT-ANNUAL INSP REQ.....1	
17	44737	DECAL,DANGER,TIP-OVER,TRAYS.2		41	82561	DECAL,DANGER-USE SAFETY ARM.....2	
18	44753	DECAL, LABEL, LED READOUT....1		43	82567	DECAL, GROUND CONTROL PANEL.....1	
19	44980	DECAL,LABEL,PWR TO CHARGR 115V.....1 <i>Found in one of two locations</i>		44	82657	DECAL,INSTRUCT,BATTERY CONNECT.....1	
20	44981	DECAL,LABEL,AIRLINE 110 PSI....2					
21	46287	DECAL,LABEL-TIRE SPECS.....4					
22	48731	DECAL,LABEL,FMRC APPROVED.....1 <i>For EE Models Only</i>					



111.1 Decals with Words, GS-2032/2632/3232 (North America) (from SN GS3207-87724 to GS3209-94602; and from GS3209A-94603)  
(continued)

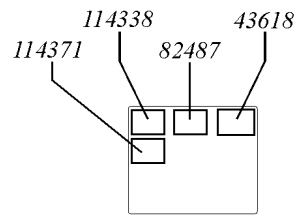
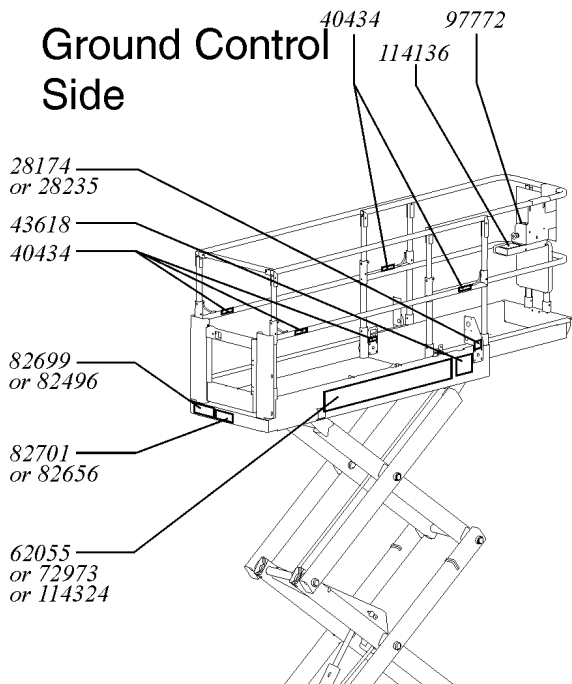
Item	Part No.	Description	Qty.
45	82693	DECAL, INSTR-MAX CAP 800 LBS.....1 <i>For GS-2032 Models Only</i>	1
46	82694	DECAL, INSTR-SIDE FRC, ANSI 2032.....1	1
48	97692	DECAL, LABEL, WHEEL LOAD 2032.....4	4
49	97693	DECAL, LABEL, WHEEL LOAD 2632.....4	4
50	97712	DECAL, DANGER, BRAKE REL SAFETY*.....1	1
51	97772	DECAL, OVERLAY, PLAT CONTROLS***.....1	1
52	114136	OVERLAY, O/R PCON, GS3232.....1	1
53	114324	DECAL, COSMETIC-GENIE GS-3232.....2	2
54	114359	DANGER/INSTR-OUTRGR OP-GS3232.....1	1
55	114360	DECAL, DANGER-TIP-OVER, BATT..1	1
56	114361	DECAL, LABEL-TRANSPORT DIGRAM.....2	2
57	114362	DECAL, LABEL-WHEEL LOAD, GS-3232.....4	4
58	114385	DECAL, DANGER, ELEC HAZARD, GS.....2	2
59	114386	DECAL, DANGER-GEN SAFETY.....1	1
60	114428	DECAL, INSTRUCT, TRAVEL HEIGHT.....1	1
61	133213	DECAL, NOTICE-DO NOT OPEN DOOR.....3 <i>For EE Models Only From SN GS3008B-95267</i>	3
62	133276	DECAL, EMERGENCY LOWERING.....1	1
63	133531	LABEL, OUTRIGGER, LOAD, GS-3232.4	4
64	1000062	DECAL, INSTRUCT-OP GEN5, GS-32.....1	1



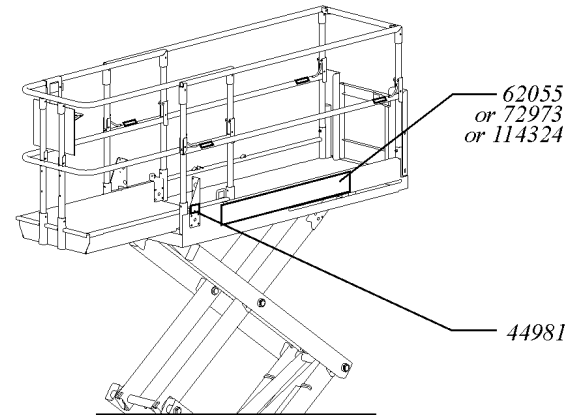
111.1 Decals with Words, GS-2032/2632/3232 (North America) (from SN GS3207-87724 to GS3209-94602; and from GS3209A-94603)  
(continued)

***This Page Intentionally Left Blank***

112.1 Decals with Symbols, GS-2032/2632/3232 (Asia and South America) (from SN GS3207-87724 to GS3211A-109999)

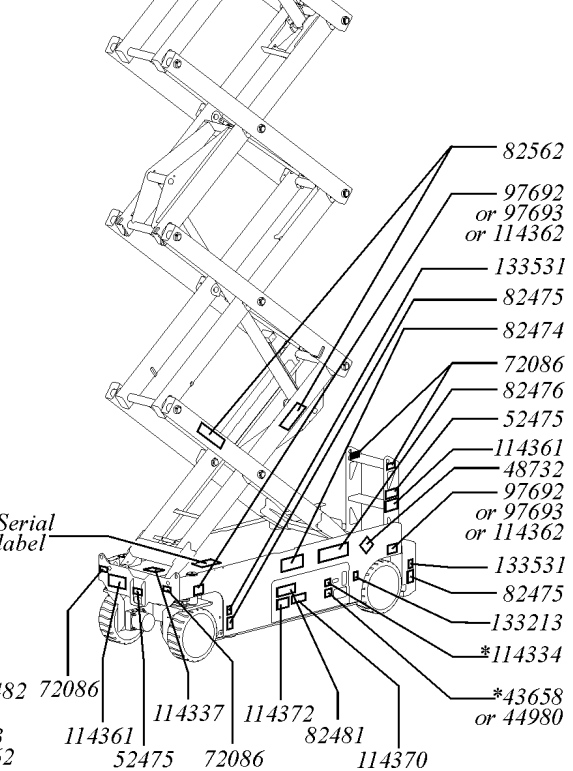
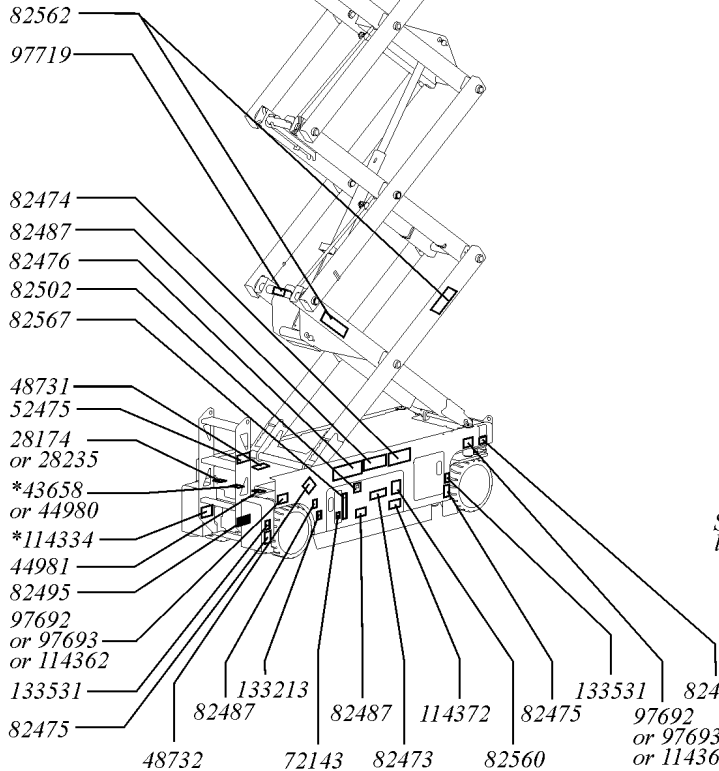


Battery Side



Ground Control Side

Battery Side



Serial label

112.1 Decals with Symbols, GS-2032/2632/3232 (Asia and South America) (from SN GS3207-87724 to GS3211A-109999)

Item	Part No.	Description	Qty.	Item	Part No.	Description	Qty.
A	233282	DECAL KIT,2032 PLAT,SYM,ANSI <i>Platform Only kit for ANSI GS-2032</i>		18	82476	DECAL,SYMBOL-ELEC HAZARD,GS.....	2
B	233283	DECAL KIT,2032 COMP,SYM,ANSI <i>Complete kit for ANSI GS-2032</i>		19	82481	DECAL,SYMBOL-BATTERY SAFETY.....	1
C	233284	DECAL KIT,2632 PLAT,SYM,ANSI <i>Platform Only kit for ANSI GS-2632</i>		20	82482	DECAL, LABEL,AUX LOWERING....	1
D	233285	DECAL KIT,2632 COMP,SYM,ANSI <i>Complete kit for ANSI GS-2632</i>		21	82487	DECAL,SYMBOL-READ THE MANUAL.....	2
E	233286	DECAL KIT,3232 PLAT,SYM,ANSI <i>Platform Only kit for ANSI GS-3232</i>		22	82495	DECAL,SYMBOL-BRAKE REL SAFETY.....	1
F	233287	DECAL KIT,3232 COMP,SYM,ANSI <i>Complete kit for ANSI GS-3232</i>		23	82496	DECAL,SYM-MAXCAP 500..... <i>For GS-2632 and GS-3232Models Only</i>	1
1	28174	DECAL,POWER TO PLATFORM 230V.....	2	24	82502	DECAL,LABEL,LED READOUT.....	1
2	28235	DECAL,POWER TO PLATFORM 115V.....	2	25	82560	DECAL,SYMBOL-SKIN INJECT HAZRD.....	1
3	40434	DECAL,LANYARD ANCHORAGE POINT.....	5	26	82562	DECAL,SYMBOL-CRUSHING HAZARD.....	4
4	43618	DECAL,LABEL-DIRECTION ARROWS.....	2	27	82567	DECAL, GROUND CONTROL PANEL.....	1
5	43658	DECAL,LABEL,PWR TO CHARGR 230V..... <i>Found in one of two locations</i>	1	28	82656	DECAL,SYM-SIDE FORCE 445N.... <i>For GS-2632 and GS-3232Models Only</i>	1
6	44980	DECAL,LABEL,PWR TO CHARGR 115V..... <i>Found in one of two locations</i>	1	29	82699	DECAL,SYM-MAXCAP 800..... <i>For GS-2032 Models Only</i>	1
7	44981	DECAL,LABEL,AIRLINE 110 PSI.....	2	30	82701	DECAL,SYM-SIDE FORCE 534N.... <i>For GS-2032 Models Only</i>	1
8	48731	DECAL,LABEL,FMRC APPROVED..... <i>For EE Models Only</i>	1	31	97692	DECAL,LABEL,WHEEL LOAD 2032.....	4
9	48732	DECAL,LABEL,EE RATING..... <i>For EE Models Only</i>	2	32	97693	DECAL,LABEL,WHEEL LOAD 2632.....	4
10	52475	DECAL,LABEL,TRANSPORT TIEDOWN*.....	3	33	97719	DECAL, LABEL, SAFETY ARM SYMB.....	1
11	62055	DECAL,COSMETIC,GENIE GS-2032.....	2	34	97772	DECAL,OVERLAY,PLAT CONTROLS***.....	1
12	72086	DECAL,LABEL,LIFTING EYE.....	4	35	114136	OVERLAY,O/R PCON,GS3232.....	1
13	72143	DECAL,EMERGENCY STOP,GR.....	1	36	114324	DECAL,COSMETIC-GENIE GS-3232.....	2
14	72973	DECAL,COSMETIC,GENIE GS-2632**.....	2	37	114334	DECAL,SYM-ELEC HAZARD,PLUG..... <i>Found in one of two locations</i>	1
15	82473	DECAL,SYMBOL-COMP ACCESS.....	1	38	114337	DECAL,SYM-TIP-OVR,LIM SWITCH.....	1
16	82474	DECAL,SYMBOL-USE SAFETY ARM.....	2	39	114338	DECAL,SYM-TIP-OVR,TILT ALARM.....	1
17	82475	DECAL,SYMBOL-FOOT CRUSHING.....	4	40	114361	DECAL,LABEL-TRANSPORT DIGRAM.....	2



112.1 Decals with Symbols, GS-2032/2632/3232 (Asia and South America) (from SN GS3207-87724 to GS3211A-109999)  
(continued)

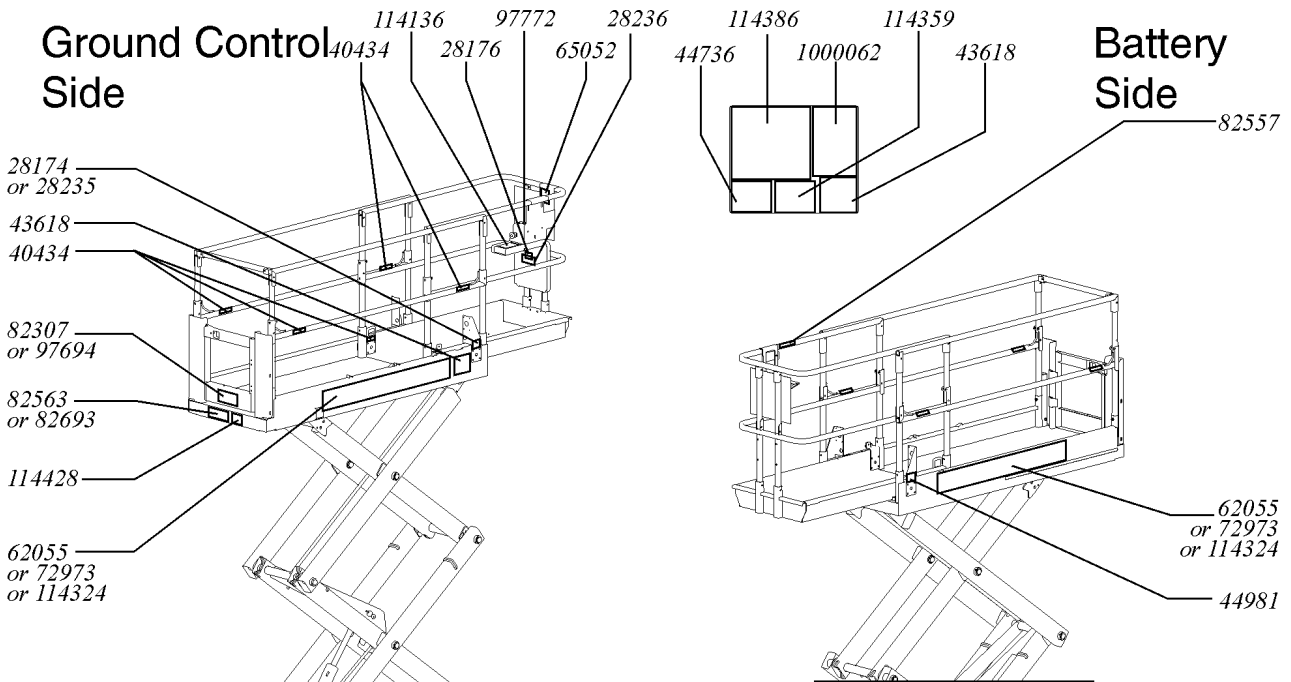
Item	Part No.	Description	Qty.
41	114362	DECAL,LABEL-WHEEL LOAD,GS-3232.....	4
42	114370	DECAL-SYM-TIP-OVR,BATTRIES...1	
43	114371	DECAL,SYM-TIP-OVER,OUTRGR..1	
44	114372	DECAL,SYM-TIP-OVER,TRAYS.....2	
45	133213	DECAL,NOTICE-DO NOT OPEN DOOR..... <i>For EE Models Only From SN GS3008B-95267</i>	3
46	133531	LABEL,OUTRIGGER,LOAD,GS-3232.4	

---

112.1 Decals with Symbols, GS-2032/2632/3232 (Asia and South America) (from SN  
GS3207-87724 to GS3211A-109999)  
(continued)

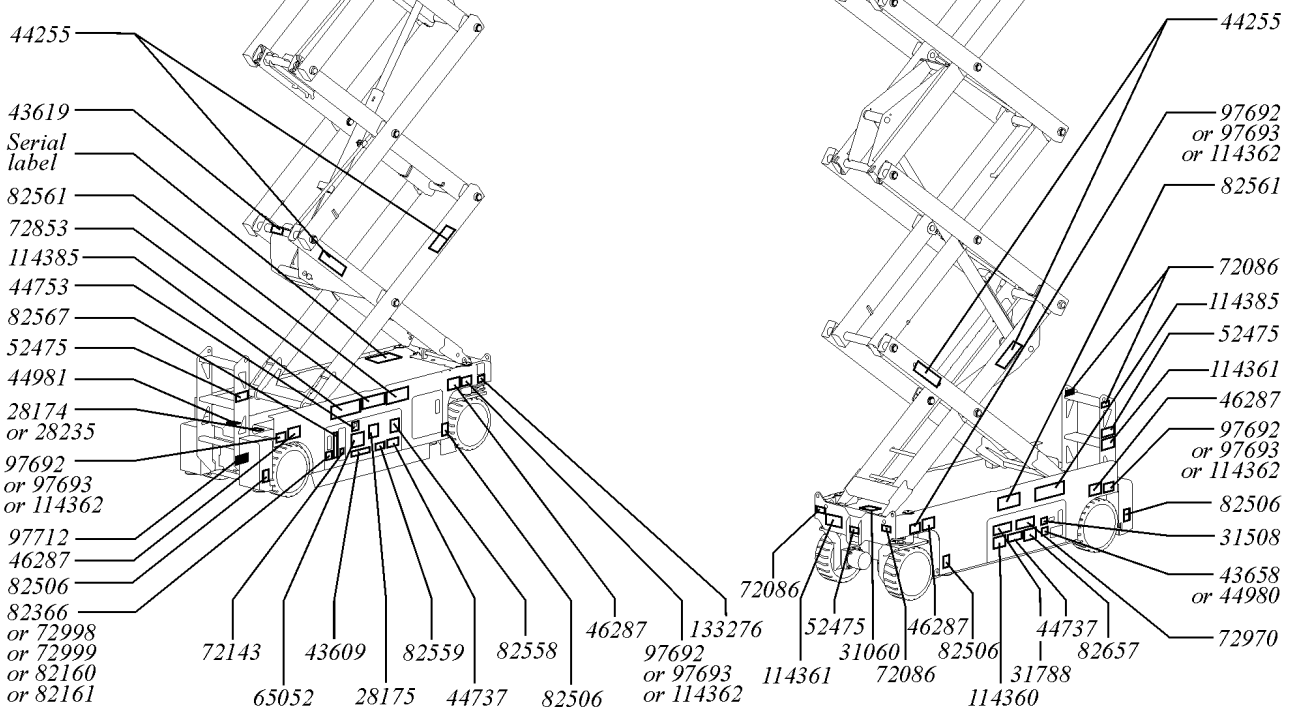
***This Page Intentionally Left Blank***

113.1 Decals with Words, GS-2032/2632/3232 (Australia) (from SN GS3207-87724 to GS3209-94602; and from GS3209A-94603 to GS3211A-96461)



Ground Control Side

Battery Side





113.1 Decals with Words, GS-2032/2632/3232 (Australia) (from SN GS3207-87724 to GS3209-94602; and from GS3209A-94603 to GS3211A-96461)

Item	Part No.	Description	Qty.	Item	Part No.	Description	Qty.
A	161115	DECAL KIT,2032,PLAT,WORD,AUS <i>Platform only kit for Australia GS-2032</i>		19	44981	DECAL,LABEL,AIRLINE 110 PSI.....2	
B	161116	DECAL KIT,2032,COMP,WORD,AUS <i>Complete kit for Australia GS-2032</i>		20	46287	DECAL,LABEL-TIRE SPECS.....4	
C	161117	DECAL KIT,2632,PLAT,WORD,AUS <i>Platform only kit for Australia GS-2632</i>		21	52475	DECAL,LABEL,TRANSPORT TIEDOWN*.....3	
D	161118	DECAL KIT,2632,COMP,WORD,AUS <i>Complete kit for Australia GS-2632</i>		22	62055	DECAL,COSMETIC,GENIE GS-2032.....2	
E	161119	DECAL KIT,3232,PLAT,WORD,AUS <i>Platform only kit for Australia GS-32032</i>		23	65052	DECAL,LABEL,FAULT CODES.....2	
F	161120	DECAL KIT,3232,COMP,WORD,AUS <i>Complete kit for Australia GS-3232</i>		24	72086	DECAL,LABEL,LIFTING EYE.....4	
1	28174	DECAL,POWER TO PLATFORM 230V.....2		25	72143	DECAL,EMERGENCY STOP,GR.....1	
2	28175	DECAL,COMPARTMENT ACCESS.....1		26	72853	DECAL,DANGER,IMPROPER USE HAZ.....1	
3	28176	DECAL,LABEL,MANUAL NOT HERE.....1		27	72970	DECAL,INSTRUCTIONS-CHARGER OP.....1	
4	28235	DECAL,POWER TO PLATFORM 115V.....2		28	72973	DECAL,COSMETIC,GENIE GS-2632**.....2	
5	28236	DECAL,WARN,IMPROPER OPERATION.....1		29	72998	DECAL,LABEL,QUINTOLUBRIK.....1 <i>For Models with Quintolub Hydraulic Oil Only</i>	
6	31060	DECAL,DANGER DO NOT ALTER SWTC.....1		30	72999	DECAL,LABEL,PETRO CANADA***.....1	
7	31508	DECAL,DANGER,ELECT HAZARD,PLUG.....1		31	82160	DECAL,LABEL,STATOIL HYDRA WAY.....1	
8	31788	DECAL,DANGER,BATTERY SAFETY***.....1		32	82161	DECAL,LABEL,UCON HYDROLUBE.....1	
9	40434	DECAL,LANYARD ANCHORAGE POINT.....5		33	82307	DECAL,INSTR,INDOOR,AUS-26/3232.1 <i>For GS-2632 and GS-3232 Models Only</i>	
10	43089	DECAL,INSTRUCTIONS-OPER,GCP.1		34	82366	DECAL,CHEVRON RANDO HD.....1	
11	43618	DECAL,LABEL-DIRECTION ARROWS.....2		35	82506	DECAL,WARNING-FOOT CRUSHING.....4	
12	43619	DECAL,LABEL,SAFETY ARM.....1		36	82557	DECAL,LABEL,PLAT CONT LOCATION.....1	
13	43658	DECAL,LABEL,PWR TO CHARGR 230V.....1		37	82558	DECAL,SKIN INJECTION.....1	
14	44255	DECAL,DANGER,CRUSHING HAZARD.....4		38	82559	DECAL,INSTRUCT-ANNUAL INSP REQ.....1	
15	44736	DECAL,DANGER,TIP-OVER,TILT....1		39	82561	DECAL,DANGER-USE SAFETY ARM.....2	
16	44737	DECAL,DANGER,TIP-OVER,TRAYS.2		40	82563	DECAL,INSTR-MAX CAP 500 LBS.....1 <i>For GS-2632 and GS-3232 Models Only</i>	
17	44753	DECAL,LABEL,LED READOUT.....1		41	82567	DECAL,GROUND CONTROL PANEL.....1	
18	44980	DECAL,LABEL,PWR TO CHARGR 115V.....1		42	82657	DECAL,INSTRUCT,BATTERY CONNECT.....1	



113.1 Decals with Words, GS-2032/2632/3232 (Australia) (from SN GS3207-87724 to GS3209-94602; and from GS3209A-94603 to GS3211A-96461)  
(continued)

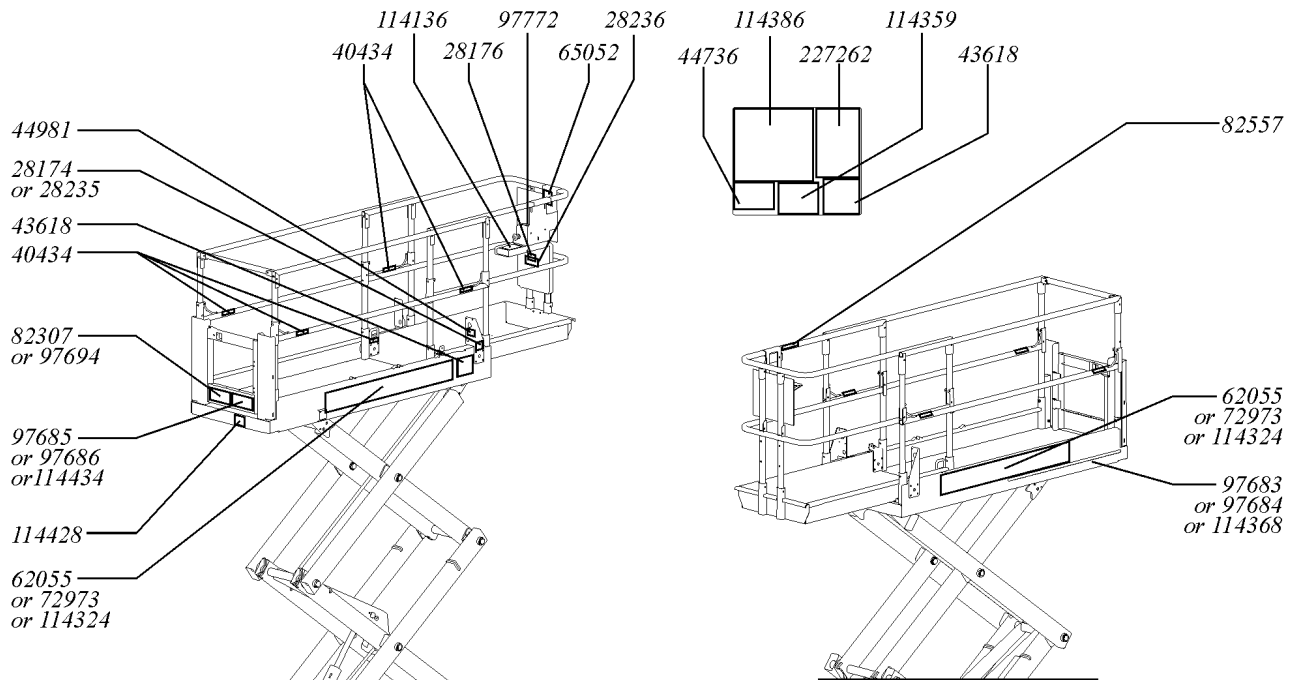
Item	Part No.	Description	Qty.
43	82693	DECAL, INSTR-MAX CAP 800 LBS.....1 <i>For GS-2032 Models Only</i>	1
44	97692	DECAL, LABEL, WHEEL LOAD 2032.....4	4
45	97693	DECAL, LABEL, WHEEL LOAD 2632.....4	4
46	97694	DECAL, INSTR-MANUALFRC, AUS 2032.....1 <i>For GS-2032 Models Only</i>	1
47	97712	DECAL, DANGER, BRAKE REL SAFETY*.....1	1
48	97772	DECAL, OVERLAY, PLAT CONTROLS***.....1	1
49	114136	OVERLAY, O/R PCON, GS3232.....1	1
50	114324	DECAL, COSMETIC-GENIE GS-3232.....2	2
51	114359	DANGER/INSTR-OUTRGR OP-GS3232.....1	1
52	114360	DECAL, DANGER-TIP-OVER, BATT..1	1
53	114361	DECAL, LABEL-TRANSPORT DIGRAM.....2	2
54	114362	DECAL, LABEL-WHEEL LOAD, GS-3232.....4	4
55	114385	DECAL, DANGER, ELEC HAZARD, GS.....2	2
56	114386	DECAL, DANGER-GEN SAFETY.....1	1
57	114428	DECAL, INSTRUCT, TRAVEL HEIGHT.....1	1
58	133276	DECAL, EMERGENCY LOWERING.....1	1
60	1000062	DECAL, INSTRUCT-OP GEN5, GS-32.....1	1

---

113.1 Decals with Words, GS-2032/2632/3232 (Australia) (from SN GS3207-87724 to GS3209-94602; and from GS3209A-94603 to GS3211A-96461)  
(continued)

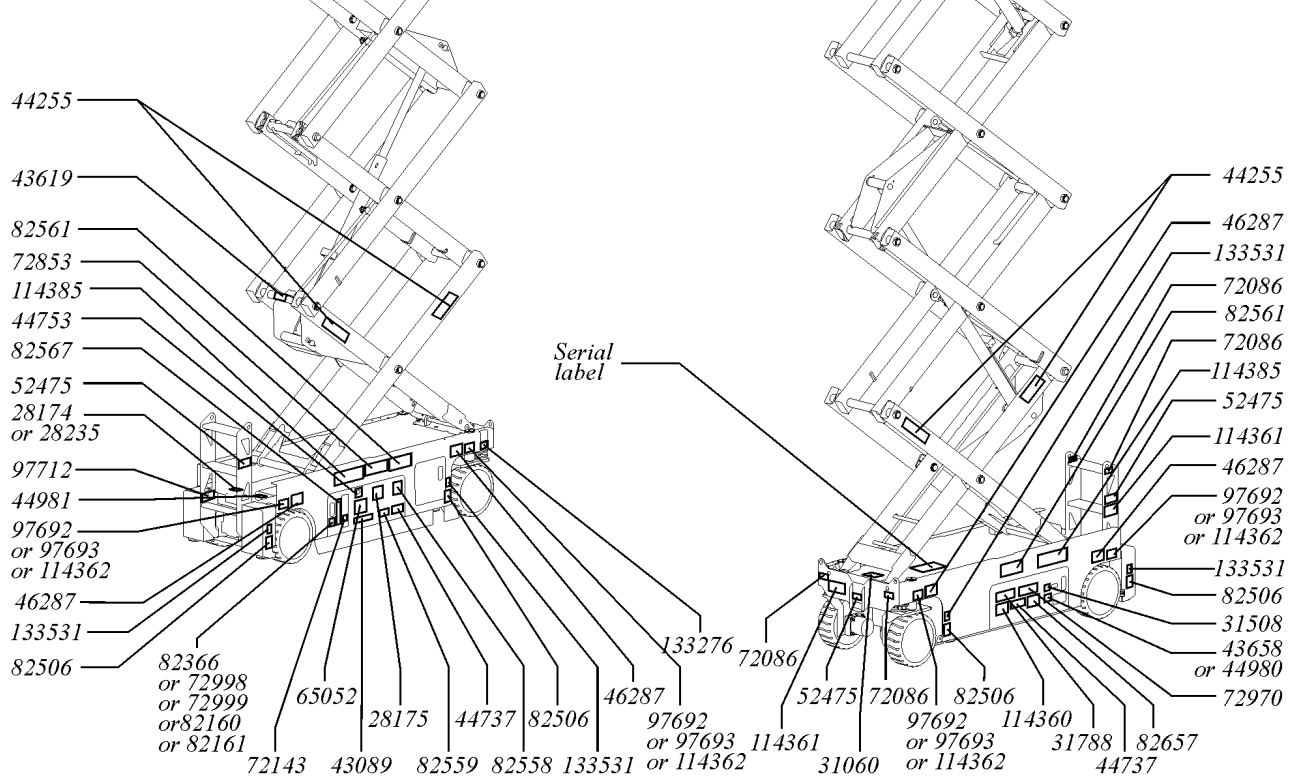
***This Page Intentionally Left Blank***

114.1 Decals with Words, GS-2032/2632/3232 (Australia) (from SN GS3211A-96462 to GS3211A-109999)



Ground Control Side

Battery Side



114.1 Decals with Words, GS-2032/2632/3232 (Australia) (from SN GS3211A-96462 to GS3211A-109999)

Item	Part No.	Description	Qty.	Item	Part No.	Description	Qty.
A	161127	DECAL KIT,2032,PLAT,WORD,AUS <i>Platform only kit for Australia GS-2032</i>		19	44981	DECAL,LABEL,AIRLINE 110 PSI.....2	
B	161128	DECAL KIT,2032,COMP,WORD,AUS <i>Complete kit for Australia GS-2032</i>		20	46287	DECAL,LABEL-TIRE SPECS.....4	
C	161129	DECAL KIT,2632,PLAT,WORD,AUS <i>Platform only kit for Australia GS-2632</i>		21	52475	DECAL,LABEL,TRANSPORT TIEDOWN*.....3	
D	161130	DECAL KIT,2632,COMP,WORD,AUS <i>Complete kit for Australia GS-2632</i>		22	62055	DECAL,COSMETIC,GENIE GS-2032.....2	
E	161131	DECAL KIT,3232,PLAT,WORD,AUS <i>Platform only kit for Australia GS-32032</i>		23	65052	DECAL,LABEL,FAULT CODES.....2	
F	161132	DECAL KIT,3232,COMP,WORD,AUS <i>Complete kit for Australia GS-3232</i>		24	72086	DECAL,LABEL,LIFTING EYE.....4	
1	28174	DECAL,POWER TO PLATFORM 230V.....2		25	72143	DECAL,EMERGENCY STOP,GR.....1	
2	28175	DECAL,COMPARTMENT ACCESS.....1		26	72853	DECAL,DANGER,IMPROPER USE HAZ.....1	
3	28176	DECAL,LABEL,MANUAL NOT HERE.....1		27	72970	DECAL,INSTRUCTIONS-CHARGER OP.....1	
4	28235	DECAL,POWER TO PLATFORM 115V.....2		28	72973	DECAL,COSMETIC,GENIE GS-2632**.....2	
5	28236	DECAL,WARN,IMPROPER OPERATION.....1		29	72998	DECAL,LABEL,QUINTOLUBRIK.....1 <i>For Models with Quintolub Hydraulic Oil Only</i>	
6	31060	DECAL,DANGER DO NOT ALTER SWTC.....1		30	72999	DECAL,LABEL,PETRO CANADA***.....1 <i>For Models with Petro Canada Hydraulic Oil Only</i>	
7	31508	DECAL,DANGER,ELECT HAZARD,PLUG.....1		31	82160	DECAL,LABEL,STATOIL HYDRA WAY.....1 <i>For Models with Statoil Hydraulic Oil Only</i>	
8	31788	DECAL,DANGER,BATTERY SAFETY***.....1		32	82161	DECAL,LABEL,UCON HYDROLUBE.....1 <i>For Models with Ucon Hydrolube Hydraulic Oil Only</i>	
9	40434	DECAL,LANYARD ANCHORAGE POINT.....5		33	82307	DECAL,INSTR,INDOOR,AUS-26/3232.1 <i>For GS-2632 and GS-3232 Models Only</i>	
10	43089	DECAL,INSTRUCTIONS-OPER,GCP.1		34	82366	DECAL,CHEVRON RANDO HD.....1 <i>For Models with Chevron Rando Hydraulic Oil Only</i>	
11	43618	DECAL,LABEL-DIRECTION ARROWS.....2		35	82506	DECAL,WARNING-FOOT CRUSHING.....4	
12	43619	DECAL,LABEL,SAFETY ARM.....1		36	82557	DECAL,LABEL,PLAT CONT LOCATION.....1	
13	43658	DECAL,LABEL,PWR TO CHARGR 230V.....1		37	82558	DECAL,SKIN INJECTION.....1	
14	44255	DECAL,DANGER,CRUSHING HAZARD.....4		38	82559	DECAL,INSTRUCT-ANNUAL INSP REQ.....1	
15	44736	DECAL,DANGER,TIP-OVER,TILT....1		39	82561	DECAL,DANGER-USE SAFETY ARM.....2	
16	44737	DECAL,DANGER,TIP-OVER,TRAYS.2					
17	44753	DECAL,LABEL,LED READOUT.....1					
18	44980	DECAL,LABEL,PWR TO CHARGR 115V.....1					



114.1 Decals with Words, GS-2032/2632/3232 (Australia) (from SN GS3211A-96462 to GS3211A-109999)  
(continued)

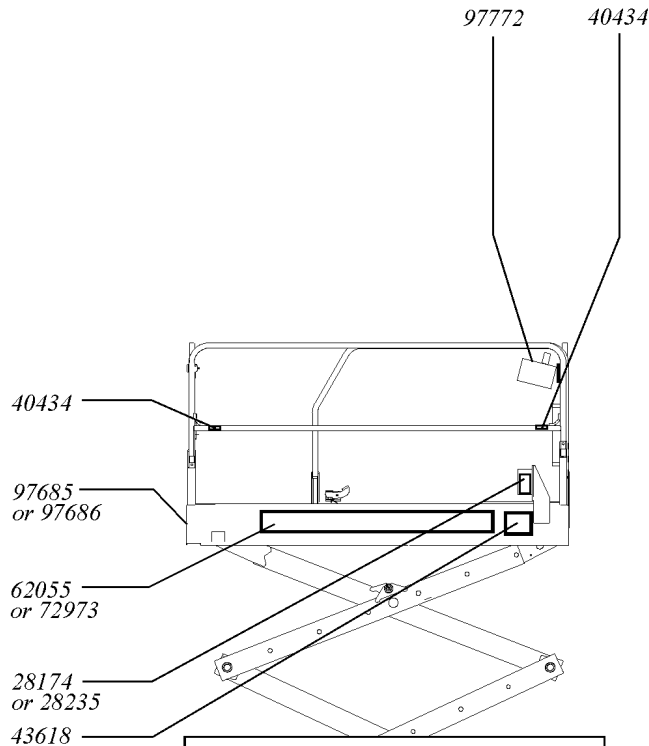
Item	Part No.	Description	Qty.
40	82567	DECAL, GROUND CONTROL PANEL.....	1
41	82657	DECAL, INSTRUCT, BATTERY CONNECT.....	1
42	97683	DECAL, LABEL, CAP IND CE GS2032..... <i>For Models with Capacity Indicator</i>	1
43	97684	DECAL, LABEL, CAP IND CE2632.... <i>For Models with Capacity Indicator</i>	1
44	97685	DECAL, SYM-MAXCAP CE GS2032.....	1
45	97686	DECAL, SYM-MAXCAP CE GS2632.....	1
46	97692	DECAL, LABEL, WHEEL LOAD 2032.....	4
47	97693	DECAL, LABEL, WHEEL LOAD 2632.....	4
48	97694	DECAL, INSTR-MANUALFRC, AUS 2032.....	1
49	97712	DECAL, DANGER, BRAKE REL SAFETY*.....	1
50	97772	DECAL, OVERLAY, PLAT CONTROLS***.....	1
51	114136	OVERLAY, O/R PCON, GS3232.....	1
52	114324	DECAL, COSMETIC-GENIE GS-3232.....	2
53	114359	DANGER/INSTR-OUTRGR OP-GS3232.....	1
54	114360	DECAL, DANGER-TIP-OVER, BATT..	1
55	114361	DECAL, LABEL-TRANSPORT DIGRAM.....	2
56	114362	DECAL, LABEL-WHEEL LOAD, GS-3232.....	4
57	114368	DECAL, LABEL, CAP IND CE3232.... <i>For Models with Capacity Indicator</i>	1
58	114385	DECAL, DANGER, ELEC HAZARD, GS.....	2
59	114386	DECAL, DANGER-GEN SAFETY.....	1
60	114428	DECAL, INSTRUCT, TRAVEL HEIGHT.....	1
61	114434	DECAL, SYM-MAXCAP CE GS3232.....	1
62	133276	DECAL, EMERGENCY LOWERING.....	1
63	133531	LABEL, OUTRIGGER, LOAD, GS-3232.4	4
64	227262	DECAL, OP INST, AUS, GS-32.....	1

---

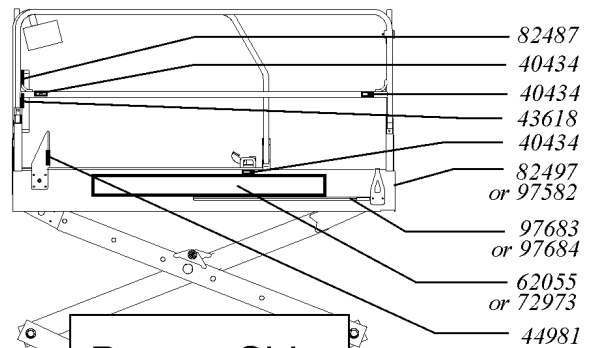
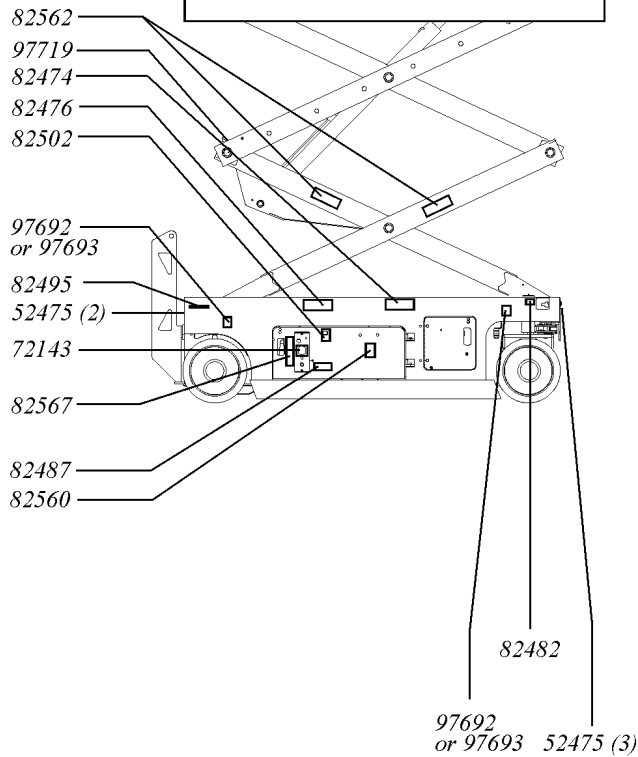
114.1 Decals with Words, GS-2032/2632/3232 (Australia) (from SN GS3211A-96462 to GS3211A-109999)  
(continued)

***This Page Intentionally Left Blank***

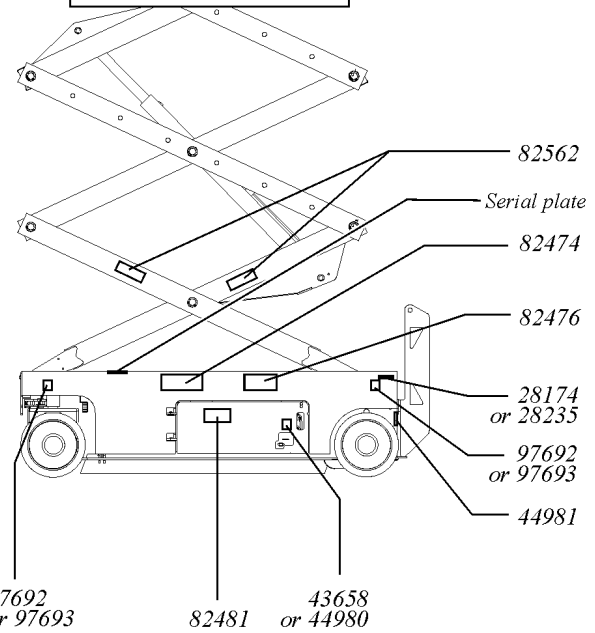
115.1 Decals with Symbols, GS-2032/2632 (Europe) (from SN GS3205-75407 to GS3207-87723)



Ground Control Side



Battery Side



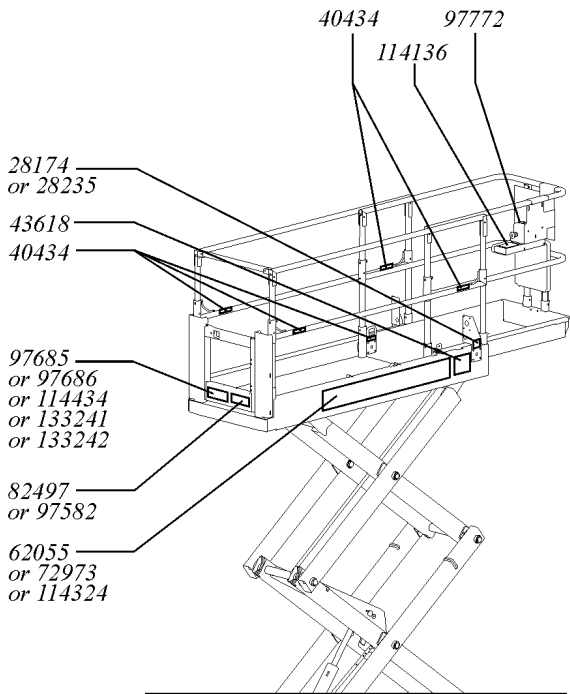


115.1 Decals with Symbols, GS-2032/2632 (Europe) (from SN GS3205-75407 to GS3207-87723)

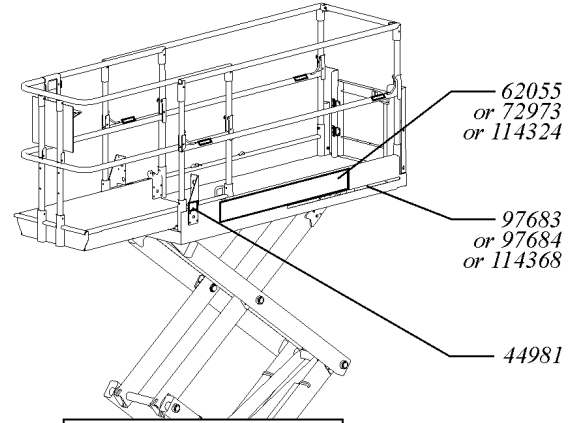
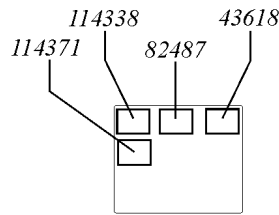
Item	Part No.	Description	Qty.	Item	Part No.	Description	Qty.
A	160865	DECAL KIT,2032,PLAT,SYM,CE (CE models)		21	82562	DECAL,SYMBOL-CRUSHING HAZARD.....	4
B	160866	DECAL KIT,2032,COMP,SYM,CE (CE models)		22	82567	DECAL, GROUND CONTROL PANEL.....	1
C	160869	DECAL KIT,2632,PLAT,SYM,CE (CE models)		23	97582	DECAL,SYM-SIDEFORCE 400N ID.....	1
D	160870	DECAL KIT,2632,COMP,SYM,CE (CE models)				<i>For GS-2632 Models Only</i>	
1	28174	DECAL,POWER TO PLATFORM 230V.....	2	24	97683	DECAL,LABEL,CAP IND CE GS2032.....	1
2	28235	DECAL,POWER TO PLATFORM 115V.....	2	25	97684	DECAL,LABEL,CAP IND CE2632....	1
3	40434	DECAL,LANYARD ANCHORAGE POINT.....	5	26	97685	DECAL,SYM-MAXCAP CE GS2032.....	1
4	43618	DECAL,LABEL-DIRECTION ARROWS.....	2	27	97686	DECAL,SYM-MAXCAP CE GS2632.....	1
5	43658	DECAL,LABEL,PWR TO CHARGR 230V.....	1	28	97692	DECAL,LABEL,WHEEL LOAD 2032.....	4
6	44980	DECAL,LABEL,PWR TO CHARGR 115V.....	1	29	97693	DECAL,LABEL,WHEEL LOAD 2632.....	4
7	44981	DECAL,LABEL,AIRLINE 110 PSI.....	2	30	97719	DECAL, LABEL, SAFETY ARM SYMB.....	1
8	52475	DECAL,LABEL,TRANSPORT TIEDOWN*.....	5	31	97772	DECAL,OVERLAY,PLAT CONTROLS***.....	1
9	62055	DECAL,COSMETIC,GENIE GS-2032.....	2				
10	72143	DECAL,EMERGENCY STOP,GR.....	1				
11	72973	DECAL,COSMETIC,GENIE GS-2632**.....	2				
12	82474	DECAL,SYMBOL-USE SAFETY ARM.....	2				
13	82476	DECAL,SYMBOL-ELEC HAZARD,GS.....	2				
14	82481	DECAL,SYMBOL-BATTERY SAFETY.....	1				
15	82482	DECAL, LABEL,AUX LOWERING....	1				
16	82487	DECAL,SYMBOL-READ THE MANUAL.....	2				
17	82495	DECAL,SYMBOL-BRAKE REL SAFETY.....	1				
18	82497	DECAL,SYM-SIDEFORCE 200400.....	1				
		<i>For GS-2032 Models Only</i>					
19	82502	DECAL,LABEL,LED READOUT.....	1				
20	82560	DECAL,SYMBOL-SKIN INJECT HAZRD.....	1				



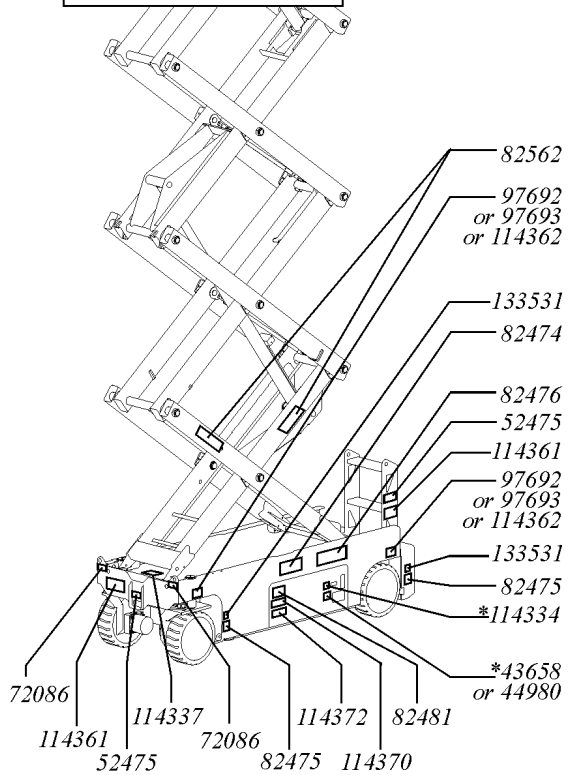
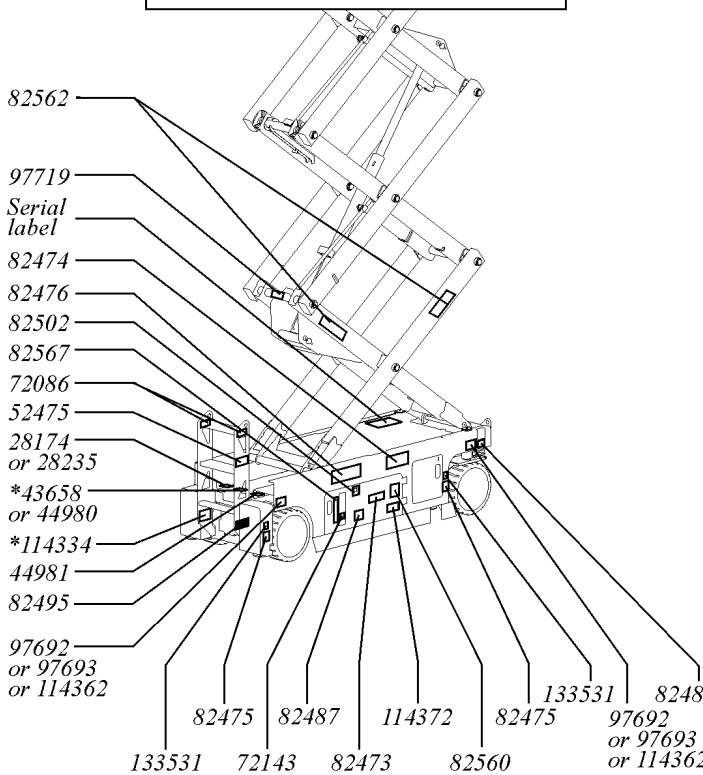
116.1 Decals with Symbols, GS-2032/2632/3232 (Europe) (from SN GS3207-87724 to GS3209-94602; from GS3209A-94603; and from GS3208C-101 TO GS3212C-9999)



Ground Control Side



Battery Side



116.1 Decals with Symbols, GS-2032/2632/3232 (Europe) (from SN GS3207-87724 to GS3209-94602; from GS3209A-94603; and from GS3208C-101 TO GS3212C-9999)

Item	Part No.	Description	Qty.	Item	Part No.	Description	Qty.
A	233308	DECAL KIT,2032 PLAT,SYM,CE <i>Platform Only kit for CE GS-2032</i>		19	82487	DECAL,SYMBOL-READ THE MANUAL.....	2
B	233309	DECAL KIT,2032 COMP,SYM,CE <i>Complete kit for CE GS-2032</i>		20	82495	DECAL,SYMBOL-BRAKE REL SAFETY.....	2
C	233310	DECAL KIT,2632 PLAT,SYM,CE <i>Platform Only kit for CE GS-2632</i>		21	82497	DECAL,SYM-SIDEFORCE 200400.....	1
D	233311	DECAL KIT,2632 COMP,SYM,CE <i>Complete kit for CE GS-2632</i>				<i>For GS-2032 Models Only</i>	
E	233312	DECAL KIT,3232 PLAT,SYM,CE <i>Platform Only kit for CE GS-3232</i>		22	82502	DECAL,LABEL,LED READOUT.....	1
F	233313	DECAL KIT,3232 COMP,SYM,CE <i>Complete kit for CE GS-3232</i>		23	82560	DECAL,SYMBOL-SKIN INJECT HAZRD.....	1
1	28174	DECAL,POWER TO PLATFORM 230V.....	2	24	82562	DECAL,SYMBOL-CRUSHING HAZARD.....	4
2	28235	DECAL,POWER TO PLATFORM 115V.....	2	25	82567	DECAL, GROUND CONTROL PANEL.....	1
3	40434	DECAL,LANYARD ANCHORAGE POINT.....	5	26	97582	DECAL,SYM-SIDEFORCE 400N ID.....	1
4	43618	DECAL,LABEL-DIRECTION ARROWS.....	2			<i>For GS-2632 and GS-3232 Models Only</i>	
5	43658	DECAL,LABEL,PWR TO CHARGR 230V.....	1	27	97683	DECAL,LABEL,CAP IND CE GS2032.....	1
6	44980	DECAL,LABEL,PWR TO CHARGR 115V.....	1			<i>For Models with Capacity Indicator</i>	
7	44981	DECAL,LABEL,AIRLINE 110 PSI.....	2	28	97684	DECAL,LABEL,CAP IND CE2632.....	1
8	52475	DECAL,LABEL,TRANSPORT TIEDOWN*.....	3			<i>For Models with Capacity Indicator</i>	
9	62055	DECAL,COSMETIC,GENIE GS-2032.....	2	29	97685	DECAL,SYM-MAXCAP CE GS2032.....	1
10	72086	DECAL,LABEL,LIFTING EYE.....	4			<i>For CE Models Exept Italian</i>	
11	72143	DECAL,EMERGENCY STOP,GR.....	1	30	97686	DECAL,SYM-MAXCAP CE GS2632.....	1
12	72973	DECAL,COSMETIC,GENIE GS-2632**.....	2			<i>For CE Models Exept Italian</i>	
13	82473	DECAL,SYMBOL-COMP ACCESS.....	1	31	97692	DECAL,LABEL,WHEEL LOAD 2032.....	4
14	82474	DECAL,SYMBOL-USE SAFETY ARM.....	2	32	97693	DECAL,LABEL,WHEEL LOAD 2632.....	4
15	82475	DECAL,SYMBOL-FOOT CRUSHING.....	4	33	97719	DECAL, LABEL, SAFETY ARM SYMB.....	1
16	82476	DECAL,SYMBOL-ELEC HAZARD,GS.....	2	34	97772	DECAL,OVERLAY,PLAT CONTROLS***.....	1
17	82481	DECAL,SYMBOL-BATTERY SAFETY.....	1	35	114136	OVERLAY,O/R PCON,GS3232.....	1
18	82482	DECAL, LABEL,AUX LOWERING....	1			<i>For GS-3232 Models Only (overlay supplied with control box)</i>	
				36	114324	DECAL,COSMETIC-GENIE GS-3232.....	2
				37	114334	DECAL,SYM-ELEC HAZARD,PLUG.....	1
						<i>Found in one of two locations</i>	
				38	114337	DECAL,SYM-TIP-OVR,LIM SWITCH.....	1



116.1 Decals with Symbols, GS-2032/2632/3232 (Europe) (from SN GS3207-87724 to GS3209-94602; from GS3209A-94603; and from GS3208C-101 TO GS3212C-9999)  
(continued)

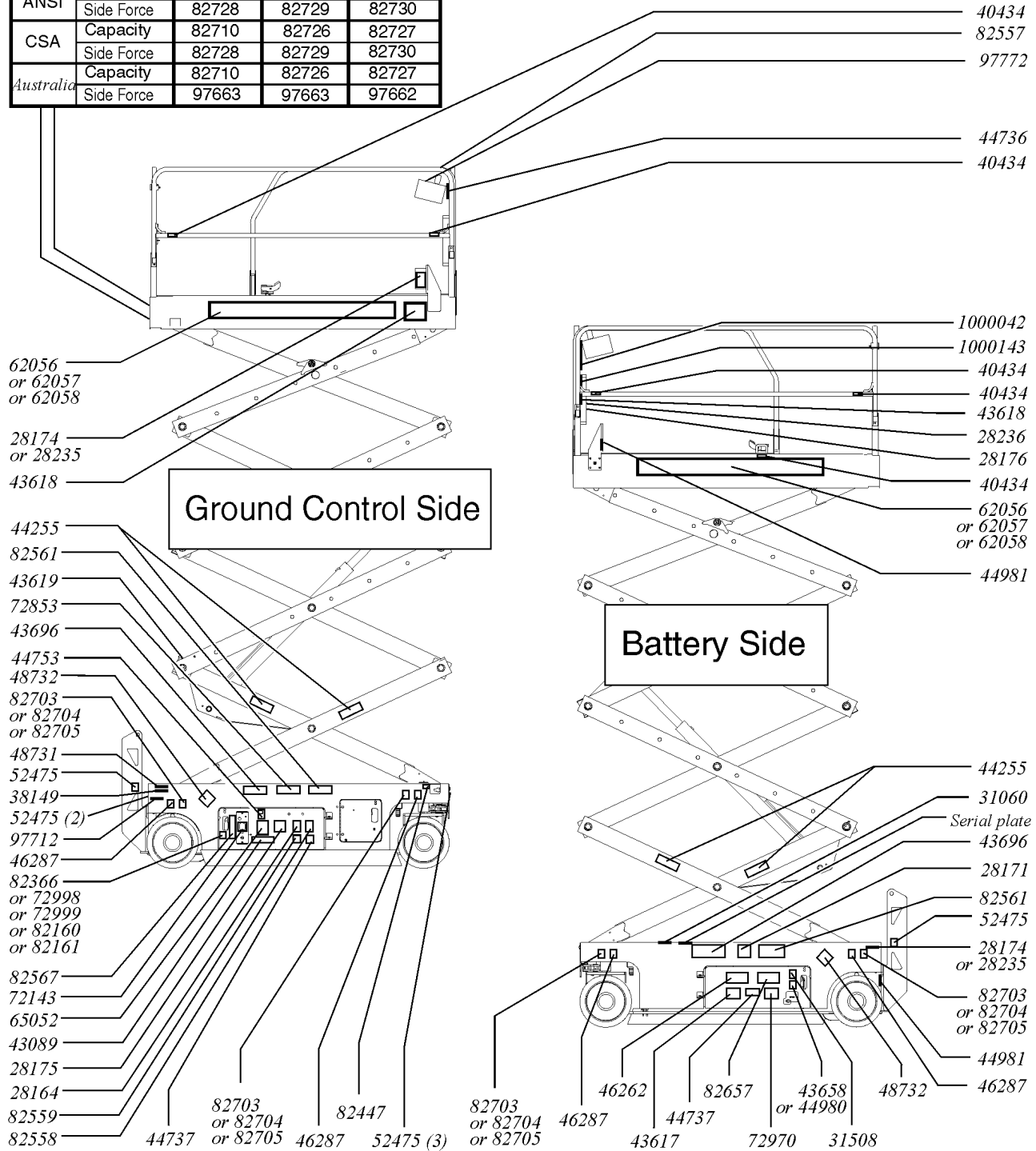
Item	Part No.	Description	Qty.
39	114338	DECAL,SYM-TIP-OVR,TILT ALARM.....	1
40	114361	DECAL,LABEL-TRANSPORT DIGRAM.....	2
41	114362	DECAL,LABEL-WHEEL LOAD,GS-3232.....	4
42	114368	DECAL,LABEL,CAP IND CE3232.... <i>For Models with Capacity Indicator</i>	1
43	114370	DECAL-SYM-TIP-OVR,BATTRIES...1	
44	114371	DECAL,SYM-TIP-OVER,OUTRGR..1	
45	114372	DECAL,SYM-TIP-OVER,TRAYS.....2	
46	114434	DECAL,SYM-MAXCAP CE GS3232..... <i>For CE Models Exept Italian</i>	1
47	133241	LABEL,MAXCAP,GS2032..... <i>For Italian Models Only</i>	1
48	133242	LABEL,MAXCAP,2632/3232..... <i>For Italian Models Only</i>	1
49	133531	LABEL,OUTRIGGER,LOAD,GS-3232.4	

116.1 Decals with Symbols, GS-2032/2632/3232 (Europe) (from SN GS3207-87724 to GS3209-94602; from GS3209A-94603; and from GS3208C-101 TO GS3212C-9999)  
(continued)

***This Page Intentionally Left Blank***

117.1 Decals with Words, GS-2046/2646/3246 (North America and Australia) (from SN GS4605-75438 to GS4607-87508)

Decal Part Numbers					
each model requires 1 Capacity decal and 1 Side Force decal					
		GS-2046	GS-2646	GS-3246	
ANSI	Capacity	82710	82726	82727	
	Side Force	82728	82729	82730	
CSA	Capacity	82710	82726	82727	
	Side Force	82728	82729	82730	
Australia	Capacity	82710	82726	82727	
	Side Force	97663	97663	97662	



117.1 Decals with Words, GS-2046/2646/3246 (North America and Australia) (from SN GS4605-75438 to GS4607-87508)

Item	Part No.	Description	Qty.	Item	Part No.	Description	Qty.
A	233934	DECAL KIT,2046 PLAT.,WRD,ANSI <i>(Decal kit, platform for GS-2046 for North America)</i>		5	28176	DECAL,LABEL,MANUAL NOT HERE.....	1
B	233935	DECAL KIT,2046 COMP,WRD,ANSI <i>(Decal kit, complete for GS-2046 for North America)</i>		6	28235	DECAL,POWER TO PLATFORM 115V.....	2
C	233936	DECAL KIT,2046 PLAT,WORD,AUST <i>(Decal kit, platform for GS-2046 for Australia)</i>		7	28236	DECAL,WARN,IMPROPER OPERATION.....	1
D	233937	DECAL KIT,2046 COMP,WORD,AUST <i>(Decal kit, complete for GS-2046 for Australia)</i>		8	31060	DECAL,DANGER DO NOT ALTER SWTC.....	1
E	233938	DECAL KIT,2646 PLAT,WORD,ANSI <i>(Decal kit, platform for GS-2646 for North America)</i>		9	31508	DECAL,DANGER,ELECT HAZARD,PLUG.....	1
F	233939	DECAL KIT,2646 COMP,WORD,ANSI <i>(Decal kit, complete for GS-2646 for North America)</i>		10	38149	DECAL,LABEL,PATENTS..... <i>For Domestic Models Only</i>	1
G	233314	DECAL KIT,2646 PLAT,WORD,AUST <i>(Decal kit, platform for GS-2646 for Australia)</i>		11	40434	DECAL,LANYARD ANCHORAGE POINT.....	5
H	233315	DECAL KIT,2646 COMP,WORD,AUST <i>(Decal kit, complete for GS-2646 for Australia)</i>		12	43089	DECAL,INSTRUCTIONS-OPER,GCP.	1
I	233316	DECAL KIT,3246 PLAT,WORD,ANSI <i>(Decal kit, platform for GS-3246 for North America)</i>		13	43617	DECAL,DANGER,TIP-OVER,BATTERY.	1
J	233317	DECAL KIT,3246 COMP,WORD,ANSI <i>(Decal kit, complete for GS-3246 for North America)</i>		14	43618	DECAL,LABEL-DIRECTION ARROWS.....	2
K	233318	DECAL KIT,3246 PLAT,WORD,AUST <i>(Decal kit, platform for GS-3246 for Australia)</i>		15	43619	DECAL,LABEL,SAFETY ARM.....	1
L	233319	DECAL KIT,3246 COMP,WORD,AUST <i>(Decal kit, complete for GS-3246 for Australia)</i>		16	43658	DECAL,LABEL,PWR TO CHARGR 230V.....	1
1	28164	DECAL,NOTICE,HAZARDOUS MAT'LS*.....	1	17	43696	DECAL,DANGER,ELEC HAZARD,GS.....	2
2	28171	DECAL,DANGER,NO SMOKING***.....	1	18	44255	DECAL,DANGER,CRUSHING HAZARD.....	4
3	28174	DECAL,POWER TO PLATFORM 230V.....	2	19	44736	DECAL,DANGER,TIP-OVER,TILT....	1
4	28175	DECAL,COMPARTMENT ACCESS.....	1	20	44737	DECAL,DANGER,TIP-OVER,TRAYS.	2
				21	44753	DECAL,LABEL,LED READOUT....	1
				22	44980	DECAL,LABEL,PWR TO CHARGR 115V.....	1
				23	44981	DECAL,LABEL,AIRLINE 110 PSI.....	2
				24	46262	DECAL,DANGER,BATTERY SAFETY.....	1
				25	46287	DECAL,LABEL-TIRE SPECS.....	4
				26	48731	DECAL,LABEL,FMRC APPROVED..... <i>For EE Models Only</i>	1
				27	48732	DECAL,LABEL,EE RATING..... <i>For EE Models Only</i>	2
				28	52475	DECAL,LABEL,TRANSPORT TIEDOWN*.....	7
				29	62056	DECAL,COSMETIC,GENIE GS-2046**.....	2
				30	62057	DECAL,COSMETIC,GENIE GS-2646.....	2



117.1 Decals with Words, GS-2046/2646/3246 (North America and Australia) (from SN GS4605-75438 to GS4607-87508)  
(continued)

Item	Part No.	Description	Qty.	Item	Part No.	Description	Qty.
31	62058	DECAL,COSMETIC,GENIE GS-3246.....	2	52	82726	DECAL,INSTRUCT,MAXCAP1000LBS.1 <i>For GS-2646 Models Only</i>	1
32	65052	DECAL,LABEL,FAULT CODES.....	1	53	82727	DECAL,INSTR-MAX CAP 700LBS...1 <i>For GS-3246 Models Only</i>	1
33	72143	DECAL,EMERGENCY STOP,GR.....	1	54	82728	DECAL,INSTR-SIDE FRC,ANSI 2046.....	1
34	72853	DECAL,DANGER,IMPROPER USE HAZ.....	1	55	82729	NOTICE,SIDE FRC ANSI2646.....1 <i>For GS-2646 Models Only</i>	1
35	72970	DECAL,INSTRUCTIONS-CHARGER OP.....	1	56	82730	DECAL,INSTR-SIDE FRC,ANSI 3246.....	1
36	72998	DECAL,LABEL,QUINTOLUBRIK.....1 <i>For Models with Quintolub Hydraulic Oil Only</i>	1	57	97662	DECAL,INSTR-MANUALFRC,AUS 3246.....	1
37	72999	DECAL,LABEL,PETRO CANADA***.....	1	58	97663	DECAL,INSTR-MANUALFRC,AUS 400N.....	1
38	82160	DECAL,LABEL,STATOIL HYDRA WAY.....	1	59	97712	DECAL,DANGER,BRAKE REL SAFETY*.....	1
39	82161	DECAL,LABEL,UCON HYDROLUBE.....	1	60	97772	DECAL,OVERLAY,PLAT CONTROLS***.....	1
40	82366	DECAL,CHEVRON RANDO HD.....1 <i>For Models with Chevron Rando Hydraulic Oil Only</i>	1	61	1000042	DECAL,DANGER,GENERAL SAFETY.....	1
41	82447	DECAL,LABEL,AUX LOWERING....	1	62	1000143	DECAL,INSTRUCT-OP,GEN5,GS-46.1	1
42	82557	DECAL,LABEL,PLAT CONT LOCATION.....	1				
43	82558	DECAL,SKIN INJECTION.....	1				
44	82559	DECAL,INSTRUCT-ANNUAL INSP REQ.....	1				
45	82561	DECAL,DANGER-USE SAFETY ARM.....	2				
46	82567	DECAL, GROUND CONTROL PANEL.....	1				
47	82657	DECAL,INSTRUCT,BATTERY CONNECT.....	1				
48	82703	DECAL,LABEL,WHEEL LOAD 2046.....	4				
49	82704	DECAL,LABEL,WHEEL LOAD 2646.....	4				
50	82705	DECAL,LABEL,WHEEL LOAD 3246.....	4				
51	82710	DECAL,INSTR-MAX CAP 1200LBS.....	1				
		<i>For GS-2046 Models Only</i>					



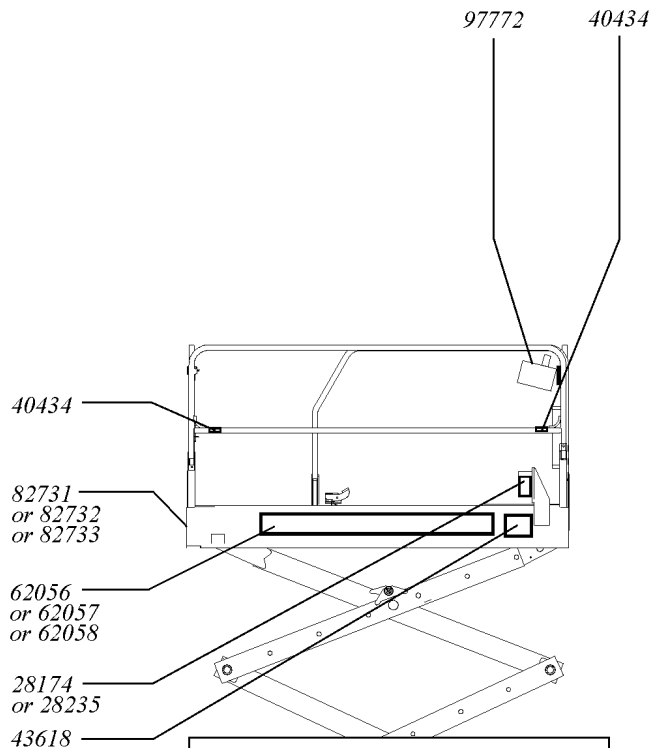


---

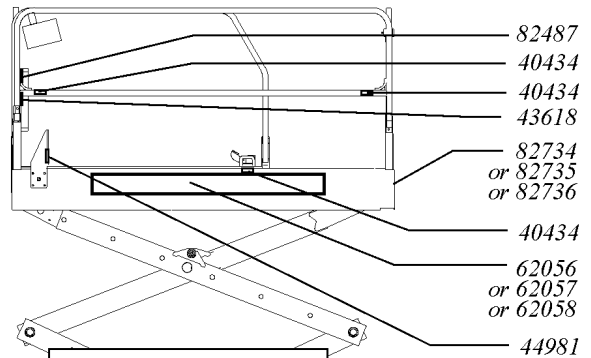
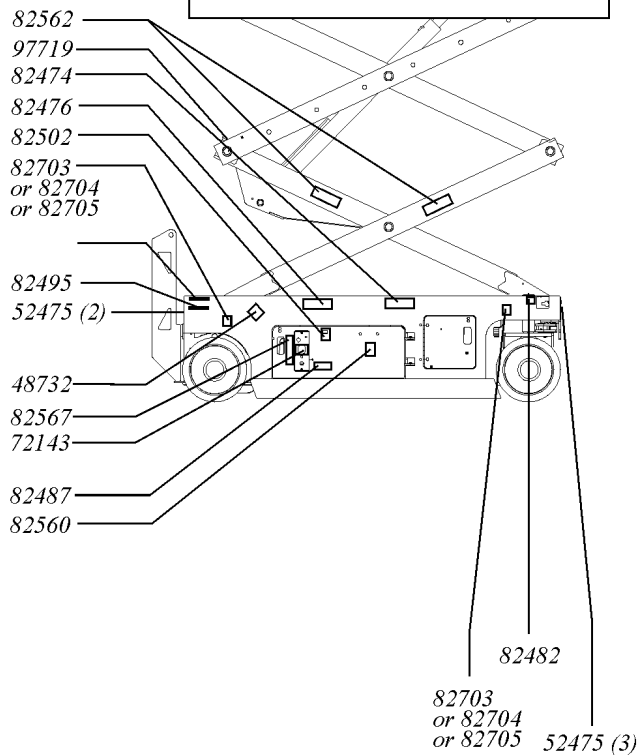
117.1 Decals with Words, GS-2046/2646/3246 (North America and Australia) (from SN  
GS4605-75438 to GS4607-87508)  
(continued)

***This Page Intentionally Left Blank***

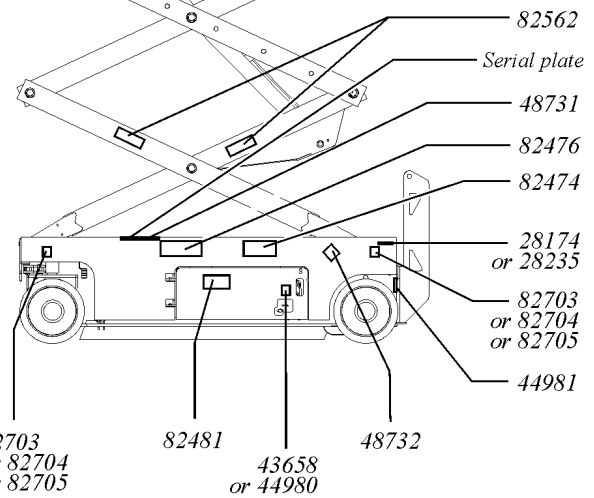
118.1 Decals with Symbols, GS-2046/2646/3246 (Asia and South America) (from SN GS4605-75438 to GS4607A-87508)



Ground Control Side



Battery Side



118.1 Decals with Symbols, GS-2046/2646/3246 (Asia and South America) (from SN GS4605-75438 to GS4607A-87508)

Item	Part No.	Description	Qty.	Item	Part No.	Description	Qty.
A	233320	DECAL KIT,2046 PLAT,SYM,ANSI <i>(Decal kit, platform for GS-2046 for Asia &amp; South America)</i>		7	44981	DECAL,LABEL,AIRLINE 110 PSI.....	2
B	233321	DECAL KIT,2046 COMP,SYM,ANSI <i>(Decal kit, complete for GS-2046 for Asia &amp; South America)</i>		8	48731	DECAL,LABEL,FMRC APPROVED.....	1
C	233322	DECAL KIT,2646 PLAT,SYM,ANSI <i>(Decal kit, platform for GS-2646 for Asia &amp; South America)</i>		9	48732	DECAL,LABEL,EE RATING.....	2
D	233323	DECAL KIT,2646 COMP,SYM,ANSI <i>(Decal kit, complete for GS-2646 for Asia &amp; South America)</i>		10	52475	DECAL,LABEL,TRANSPORT TIEDOWN*.....	7
E	233324	DECAL KIT,3246 PLAT,SYM,ANSI <i>(Decal kit, platform for GS-3246 for Asia &amp; South America)</i>		11	62056	DECAL,COSMETIC,GENIE GS-2046**.....	2
F	233325	DECAL KIT,3246 COMP,SYM,ANSI <i>(Decal kit, complete for GS-3246 for Asia &amp; South America)</i>		12	62057	DECAL,COSMETIC,GENIE GS-2646.....	2
G	233350	DECAL KIT,2046 PLAT,SYM,CE <i>(Decal kit, platform for GS-2046 for Europe)</i>		13	62058	DECAL,COSMETIC,GENIE GS-3246.....	2
H	233351	DECAL KIT,2046 COMP,SYM,CE <i>(Decal kit, complete for GS-2046 for Europe)</i>		14	72143	DECAL,EMERGENCY STOP,GR.....	1
I	233352	DECAL KIT,2646 PLAT,SYM,CE <i>(Decal kit, platform for GS-2646 for Europe)</i>		15	82474	DECAL,SYMBOL-USE SAFETY ARM.....	2
J	233353	DECAL KIT,2646 COMP,SYM,CE <i>(Decal kit, complete for GS-2646 for Europe)</i>		16	82476	DECAL,SYMBOL-ELEC HAZARD,GS.....	2
K	233354	DECAL KIT,3246 PLAT,SYM,CE <i>(Decal kit, platform for GS-3246 for Europe)</i>		17	82481	DECAL,SYMBOL-BATTERY SAFETY.....	1
L	233355	DECAL KIT,3246 COMP,SYM,CE <i>(Decal kit, complete for GS-3246 for Europe)</i>		18	82482	DECAL,LABEL,AUX LOWERING....	1
1	28174	DECAL,POWER TO PLATFORM 230V.....	2	19	82487	DECAL,SYMBOL-READ THE MANUAL.....	2
2	28235	DECAL,POWER TO PLATFORM 115V.....	2	20	82495	DECAL,SYMBOL-BRAKE REL SAFETY.....	1
3	40434	DECAL,LANYARD ANCHORAGE POINT.....	5	21	82502	DECAL,LABEL,LED READOUT.....	1
4	43618	DECAL,LABEL-DIRECTION ARROWS.....	2	22	82560	DECAL,SYMBOL-SKIN INJECT HAZRD.....	1
5	43658	DECAL,LABEL,PWR TO CHARGR 230V.....	1	23	82562	DECAL,SYMBOL-CRUSHING HAZARD.....	4
6	44980	DECAL,LABEL,PWR TO CHARGR 115V.....	1	24	82567	DECAL,GROUND CONTROL PANEL.....	1
				25	82703	DECAL,LABEL,WHEEL LOAD 2046.....	4
				26	82704	DECAL,LABEL,WHEEL LOAD 2646.....	4
				27	82705	DECAL,LABEL,WHEEL LOAD 3246.....	4
				28	82731	DECAL,SYM-MAXCAP 1200.....	1
				29	82732	DECAL,SYM-MAXCAP 1000.....	1
				30	82733	DECAL,SYM-MAXCAP 700.....	1



118.1 Decals with Symbols, GS-2046/2646/3246 (Asia and South America) (from SN GS4605-75438 to GS4607A-87508)  
(continued)

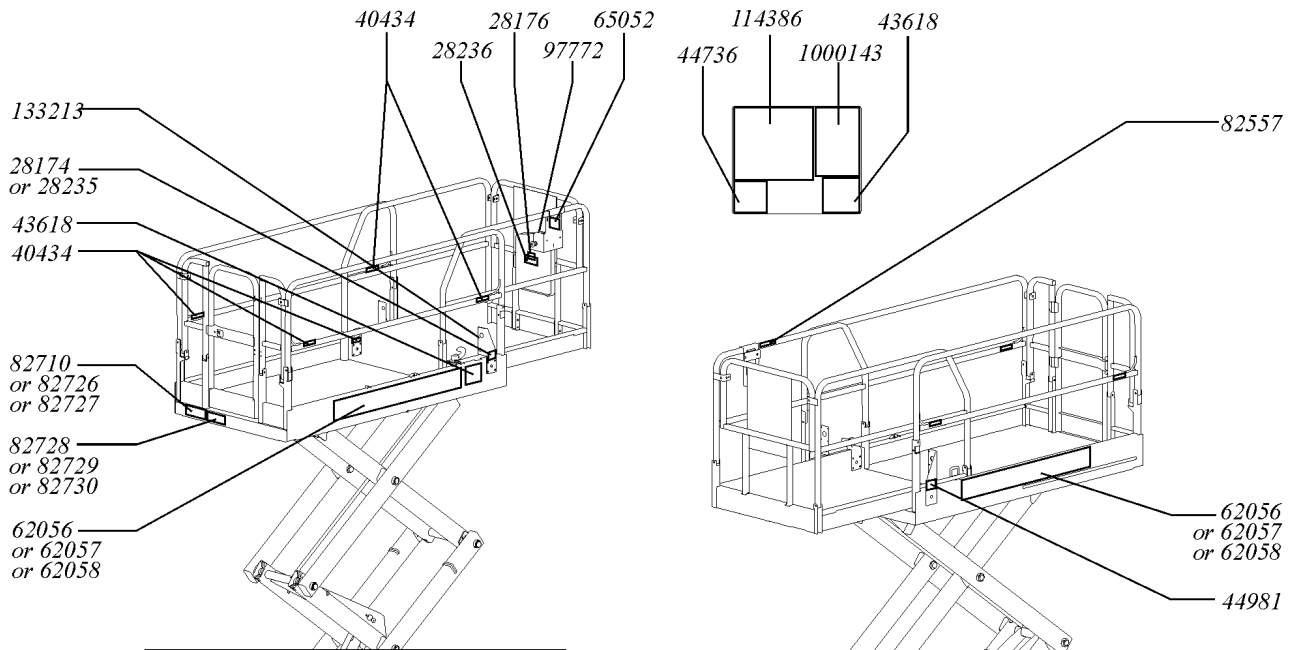
Item	Part No.	Description	Qty.
31	82734	DECAL,SYM-SIDE FORCE 2046.....1	
32	82735	DECAL,SYM-SIDE FORCE 2646.....1	
33	82736	DECAL,SYM-SIDE FORCE 3246.....1	
34	97719	DECAL, LABEL, SAFETY ARM SYMB.....1	
35	97772	DECAL,OVERLAY,PLAT CONTROLS*** .....1	

---

118.1 Decals with Symbols, GS-2046/2646/3246 (Asia and South America) (from SN  
GS4605-75438 to GS4607A-87508)  
(continued)

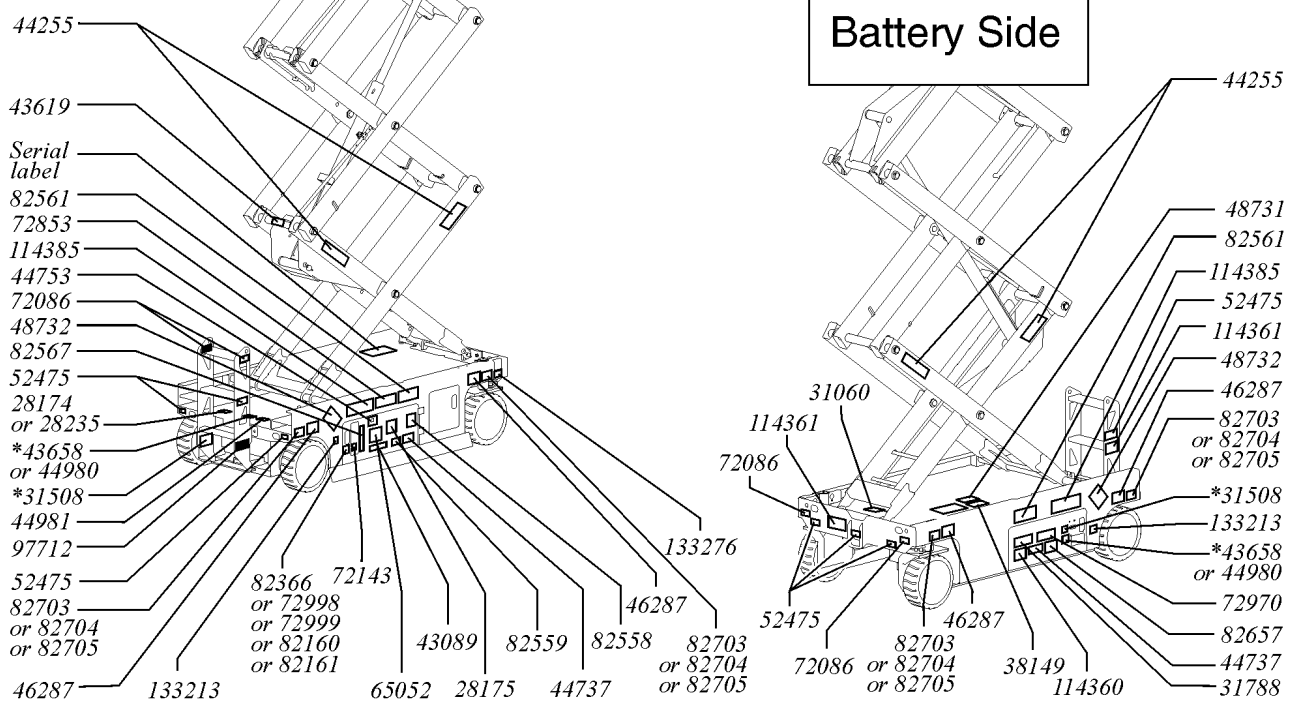
***This Page Intentionally Left Blank***

119.1 Decals with Words, GS-2046/2646/3246 (North America) (from SN GS4607-87509 to GS4611A-109999)



Ground Control Side

Battery Side



119.1 Decals with Words, GS-2046/2646/3246 (North America) (from SN GS4607-87509 to GS4611A-109999)

Item	Part No.	Description	Qty.	Item	Part No.	Description	Qty.
A	161759	DECAL KIT,2046 PLAT,WORD,ANSI <i>(Decal kit, platform for GS-2046 for North America)</i>		15	44255	DECAL,DANGER,CRUSHING HAZARD.....	4
B	161760	DECAL KIT,2046 COMP,WORD,ANSI <i>(Decal kit, complete for GS-2046 for North America)</i>		16	44736	DECAL,DANGER,TIP-OVER,TILT....	1
C	161761	DECAL KIT,2646 PLAT,WORD,ANSI <i>(Decal kit, platform for GS-2646 for North America)</i>		17	44737	DECAL,DANGER,TIP-OVER,TRAYS.2	
D	161762	DECAL KIT,2646 COMP,WORD,ANSI <i>(Decal kit, complete for GS-2646 for North America)</i>		18	44753	DECAL, LABEL, LED READOUT.....	1
E	161763	DECAL KIT,3246 PLAT,WORD,ANSI <i>(Decal kit, platform for GS-3246 for North America)</i>		19	44980	DECAL,LABEL,PWR TO CHARGR 115V..... <i>Found in one of two locations</i>	1
F	161764	DECAL KIT,3246 COMP,WORD,ANSI <i>(Decal kit, complete for GS-3246 for North America)</i>		20	44981	DECAL,LABEL,AIRLINE 110 PSI.....	2
1	28174	DECAL,POWER TO PLATFORM 230V.....	2	21	46287	DECAL,LABEL-TIRE SPECS.....	4
2	28175	DECAL,COMPARTMENT ACCESS.....	1	22	48731	DECAL,LABEL,FMRC APPROVED..... <i>For EE Models Only</i>	1
3	28176	DECAL,LABEL,MANUAL NOT HERE.....	1	23	48732	DECAL,LABEL,EE RATING..... <i>For EE Models Only</i>	2
4	28235	DECAL,POWER TO PLATFORM 115V.....	2	24	52475	DECAL,LABEL,TRANSPORT TIEDOWN*.....	7
5	28236	DECAL,WARN,IMPROPER OPERATION.....	1	25	62056	DECAL,COSMETIC,GENIE GS-2046**.....	2
6	31060	DECAL,DANGER DO NOT ALTER SWTC.....	1	26	62057	DECAL,COSMETIC,GENIE GS-2646.....	2
7	31508	DECAL,DANGER,ELECT HAZARD,PLUG..... <i>Found in one of two locations</i>	1	27	62058	DECAL,COSMETIC,GENIE GS-3246.....	2
8	31788	DECAL,DANGER,BATTERY SAFETY***.....	1	28	65052	DECAL,LABEL,FAULT CODES.....	2
9	38149	DECAL,LABEL,PATENTS..... <i>For Domestic Models Only</i>	1	29	72086	DECAL,LABEL,LIFTING EYE.....	4
10	40434	DECAL,LANYARD ANCHORAGE POINT.....	5	30	72143	DECAL,EMERGENCY STOP,GR.....	1
11	43089	DECAL,INSTRUCTIONS-OPER,GCP.1		31	72853	DECAL,DANGER,IMPROPER USE HAZ.....	1
12	43618	DECAL,LABEL-DIRECTION ARROWS.....	2	32	72970	DECAL,INSTRUCTIONS-CHARGER OP.....	1
13	43619	DECAL,LABEL,SAFETY ARM.....	1	33	72998	DECAL,LABEL,QUINTOLUBRIK..... <i>For Models with Quintolub Hydraulic Oil Only</i>	1
14	43658	DECAL,LABEL,PWR TO CHARGR 230V..... <i>Found in one of two locations</i>	1	34	72999	DECAL,LABEL,PETRO CANADA***..... <i>For Models with Petro Canada Hydraulic Oil Only</i>	1
				35	82160	DECAL,LABEL,STATOIL HYDRA WAY..... <i>For Models with Statoil Hydraulic Oil Only</i>	1
				36	82161	DECAL,LABEL,UCON HYDROLUBE..... <i>For Models with Ucon Hydrolube Hydraulic Oil Only</i>	1



119.1 Decals with Words, GS-2046/2646/3246 (North America) (from SN GS4607-87509 to GS4611A-109999)  
(continued)

Item	Part No.	Description	Qty.	Item	Part No.	Description	Qty.
37	82366	DECAL,CHEVRON RANDO HD.....1 <i>For Models with Chevron Rando Hydraulic Oil Only</i>	1	60	133276	DECAL,EMERGENCY LOWERING.....1	1
38	82557	DECAL,LABEL,PLAT CONT LOCATION.....1	1	61	1000143	DECAL,INSTRUCT-OP,GEN5,GS-46.1	
39	82558	DECAL,SKIN INJECTION.....1	1				
40	82559	DECAL,INSTRUCT-ANNUAL INSP REQ.....1	1				
41	82561	DECAL,DANGER-USE SAFETY ARM.....2	2				
42	82567	DECAL, GROUND CONTROL PANEL.....1	1				
43	82657	DECAL,INSTRUCT,BATTERY CONNECT.....1	1				
44	82703	DECAL,LABEL,WHEEL LOAD 2046.....4	4				
45	82704	DECAL,LABEL,WHEEL LOAD 2646.....4	4				
46	82705	DECAL,LABEL,WHEEL LOAD 3246.....4	4				
47	82710	DECAL,INSTR-MAX CAP 1200LBS.....1 <i>For GS-2046 Models Only</i>	1				
48	82726	DECAL,INSTRUCT,MAXCAP1000LBS.1 <i>For GS-2646 Models Only</i>	1				
49	82727	DECAL,INSTR-MAX CAP 700LBS...1 <i>For GS-3246 Models Only</i>	1				
50	82728	DECAL,INSTR-SIDE FRC,ANSI 2046.....1	1				
51	82729	NOTICE,SIDE FRC ANSI2646.....1	1				
52	82730	DECAL,INSTR-SIDE FRC,ANSI 3246.....1	1				
53	97712	DECAL,DANGER,BRAKE REL SAFETY*.....1	1				
54	97772	DECAL,OVERLAY,PLAT CONTROLS***.....1	1				
55	114360	DECAL,DANGER-TIP-OVER,BATT..1	1				
56	114361	DECAL,LABEL-TRANSPORT DIGRAM.....2	2				
57	114385	DECAL,DANGER,ELEC HAZARD,GS.....2	2				
58	114386	DECAL,DANGER-GEN SAFETY.....1	1				
59	133213	DECAL,NOTICE-DO NOT OPEN DOOR.....3 <i>For EE Models Only From SN GS3008B-95267</i>	3				

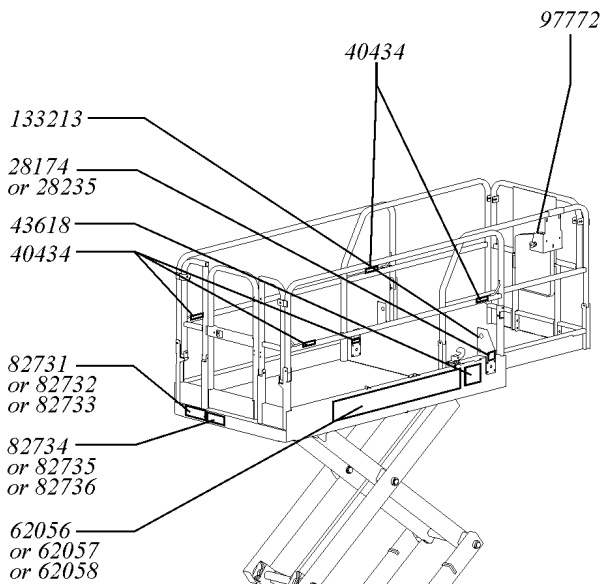




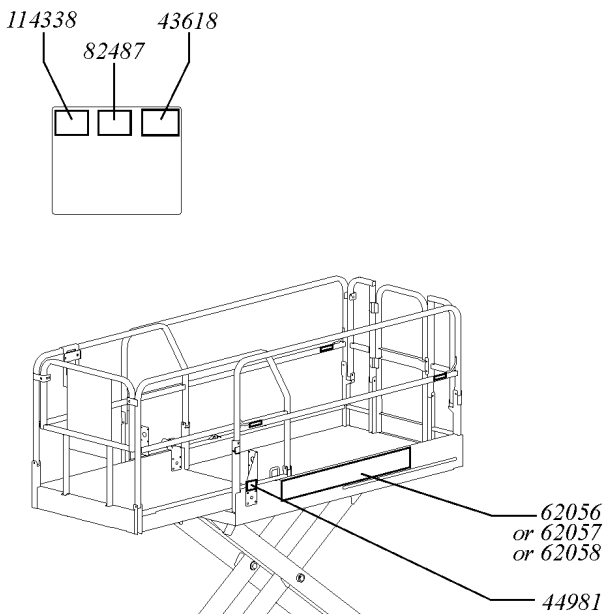
119.1 Decals with Words, GS-2046/2646/3246 (North America) (from SN GS4607-87509 to GS4611A-109999)  
(continued)

***This Page Intentionally Left Blank***

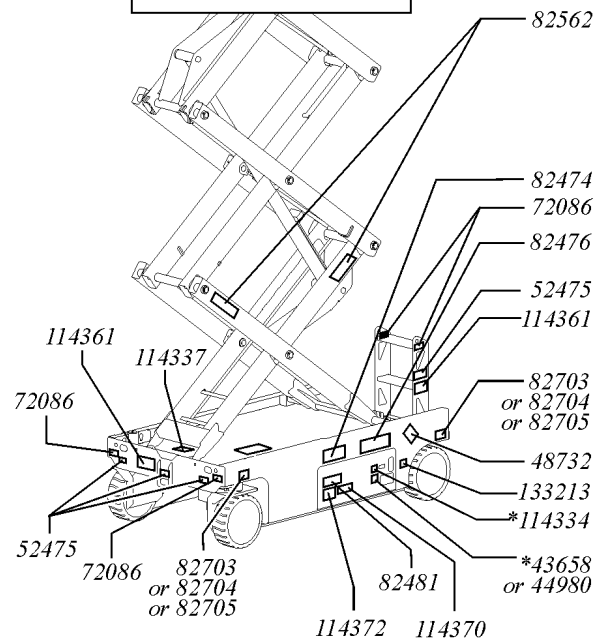
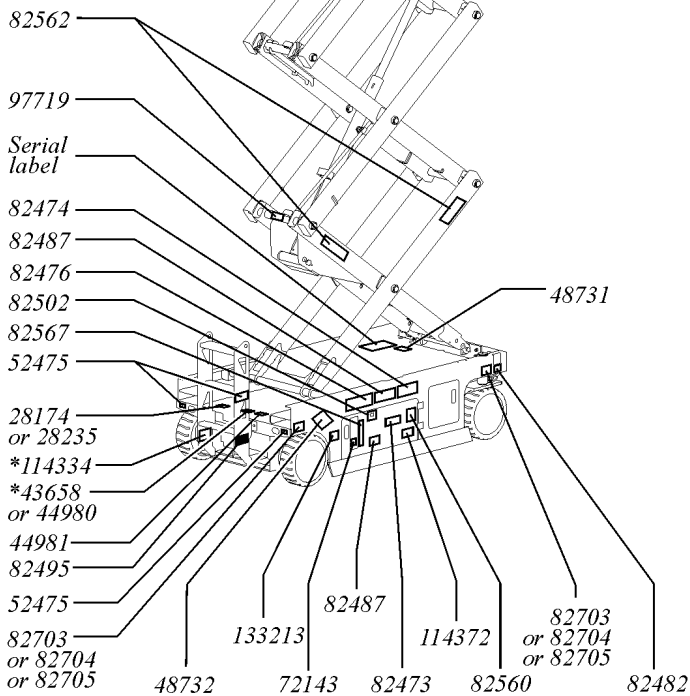
120.1 Decals with Symbols, GS-2046/2646/3246 (Asia and South America) (from SN GS4607-87509 to GS4611A-109999)



Ground Control Side



Battery Side



120.1 Decals with Symbols, GS-2046/2646/3246 (Asia and South America) (from SN GS4607-87509 to GS4611A-109999)

Item	Part No.	Description	Qty.	Item	Part No.	Description	Qty.
A	161765	DECAL KIT,2046 PLAT,SYM,ANSI <i>(Decal kit, platform for GS-2046 for South America)</i>		15	72143	DECAL,EMERGENCY STOP,GR.....1	
B	161766	DECAL KIT,2046 COMP,SYM,ANSI <i>(Decal kit, complete for GS-2046 for South America)</i>		16	82473	DECAL,SYMBOL-COMP ACCESS.....1	
C	161767	DECAL KIT,2646 PLAT,SYM,ANSI <i>(Decal kit, platform for GS-2646 for South America)</i>		17	82474	DECAL,SYMBOL-USE SAFETY ARM.....2	
D	161768	DECAL KIT,2646 COMP,SYM,ANSI <i>(Decal kit, complete for GS-2646 for South America)</i>		18	82476	DECAL,SYMBOL-ELEC HAZARD,GS.....2	
E	161769	DECAL KIT,3246 PLAT,SYM,ANSI <i>(Decal kit, platform for GS-3246 for South America)</i>		19	82481	DECAL,SYMBOL-BATTERY SAFETY.....1	
F	161770	DECAL KIT,3246 COMP,SYM,ANSI <i>(Decal kit, complete for GS-3246 for South America)</i>		20	82482	DECAL, LABEL,AUX LOWERING....1	
1	28174	DECAL,POWER TO PLATFORM 230V.....2		21	82487	DECAL,SYMBOL-READ THE MANUAL.....2	
2	28235	DECAL,POWER TO PLATFORM 115V.....2		22	82495	DECAL,SYMBOL-BRAKE REL SAFETY.....1	
3	40434	DECAL,LANYARD ANCHORAGE POINT.....5		23	82502	DECAL,LABEL,LED READOUT.....1	
4	43618	DECAL,LABEL-DIRECTION ARROWS.....2		24	82560	DECAL,SYMBOL-SKIN INJECT HAZRD.....1	
5	43658	DECAL,LABEL,PWR TO CHARGR 230V.....1 <i>Found in one of two locations</i>		25	82562	DECAL,SYMBOL-CRUSHING HAZARD.....4	
6	44980	DECAL,LABEL,PWR TO CHARGR 115V.....1 <i>Found in one of two locations</i>		26	82567	DECAL, GROUND CONTROL PANEL.....1	
7	44981	DECAL,LABEL,AIRLINE 110 PSI.....2		27	82703	DECAL,LABEL,WHEEL LOAD 2046.....4	
8	48731	DECAL,LABEL,FMRC APPROVED.....1 <i>For EE Models Only</i>		28	82704	DECAL,LABEL,WHEEL LOAD 2646.....4	
9	48732	DECAL,LABEL,EE RATING.....2 <i>For EE Models Only</i>		29	82705	DECAL,LABEL,WHEEL LOAD 3246.....4	
10	52475	DECAL,LABEL,TRANSPORT TIEDOWN*.....7		30	82731	DECAL,SYM-MAXCAP 1200.....1 <i>For GS-2046 Only</i>	
11	62056	DECAL,COSMETIC,GENIE GS-2046**.....2		31	82732	DECAL,SYM-MAXCAP 1000.....1 <i>For GS-2646 Only</i>	
12	62057	DECAL,COSMETIC,GENIE GS-2646.....2		32	82733	DECAL,SYM-MAXCAP 700.....1 <i>For GS-3246 Only</i>	
13	62058	DECAL,COSMETIC,GENIE GS-3246.....2		33	82734	DECAL,SYM-SIDE FORCE 2046.....1	
14	72086	DECAL,LABEL,LIFTING EYE.....4		34	82735	DECAL,SYM-SIDE FORCE 2646.....1	
				35	82736	DECAL,SYM-SIDE FORCE 3246.....1	
				36	97719	DECAL, LABEL, SAFETY ARM SYMB.....1	
				37	97772	DECAL,OVERLAY,PLAT CONTROLS***.....1	
				38	114334	DECAL,SYM-ELEC HAZARD,PLUG.....1 <i>Found in one of two locations</i>	
				39	114337	DECAL,SYM-TIP-OVR,LIM SWITCH.....1	



120.1 Decals with Symbols, GS-2046/2646/3246 (Asia and South America) (from SN GS4607-87509 to GS4611A-109999)  
 (continued)

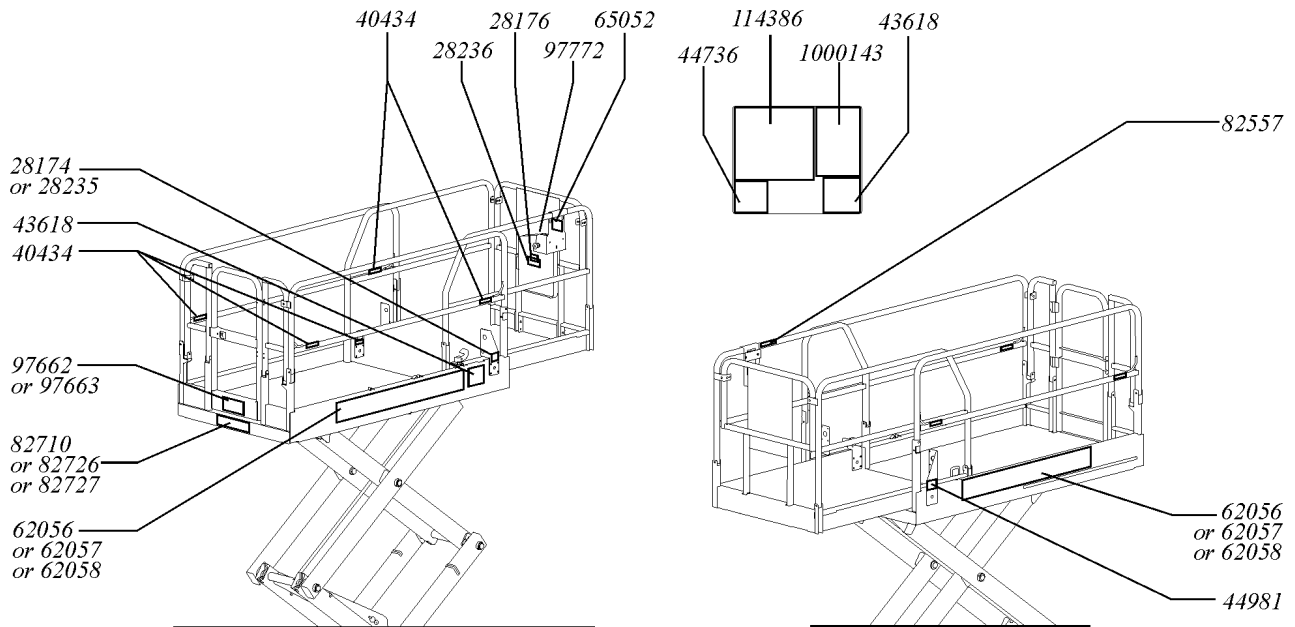
Item	Part No.	Description	Qty.
40	114338	DECAL,SYM-TIP-OVR,TILT ALARM.....	1
41	114361	DECAL,LABEL-TRANSPORT DIGRAM.....	2
42	114370	DECAL-SYM-TIP-OVR,BATTRIES...	1
43	114372	DECAL,SYM-TIP-OVER,TRAYS.....	2
44	133213	DECAL,NOTICE-DO NOT OPEN DOOR..... <i>For EE Models Only From SN GS3008B-95267</i>	3

---

120.1 Decals with Symbols, GS-2046/2646/3246 (Asia and South America) (from SN  
GS4607-87509 to GS4611A-109999)  
(continued)

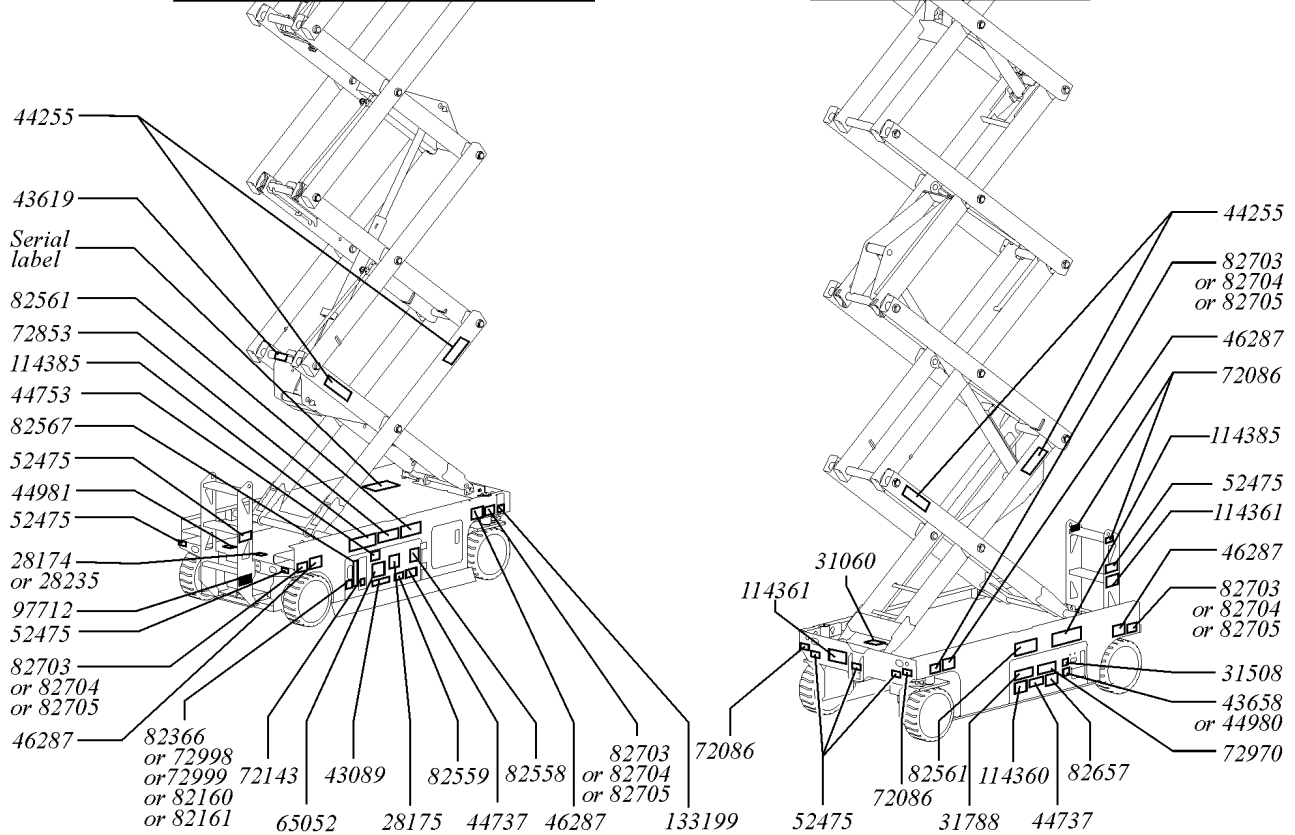
***This Page Intentionally Left Blank***

121.1 Decals with Words, GS-2046/2646/3246 (Australia) (from SN GS4607-87509 to GS4611A-96921)



Ground Control Side

Battery Side



121.1 Decals with Words, GS-2046/2646/3246 (Australia) (from SN GS4607-87509 to GS4611A-96921)

Item	Part No.	Description	Qty.	Item	Part No.	Description	Qty.
1	28174	DECAL,POWER TO PLATFORM 230V.....	2	28	72853	DECAL,DANGER,IMPROPER USE HAZ.....	1
2	28175	DECAL,COMPARTMENT ACCESS.....	1	29	72970	DECAL,INSTRUCTIONS-CHARGER OP.....	1
3	28176	DECAL,LABEL,MANUAL NOT HERE.....	1	30	72998	DECAL,LABEL,QUINTOLUBRIK..... <i>For Models with Quintolub Hydraulic Oil Only</i>	1
4	28235	DECAL,POWER TO PLATFORM 115V.....	2	31	72999	DECAL,LABEL,PETRO CANADA*** ..... <i>For Models with Petro Canada Hydraulic Oil Only</i>	1
5	28236	DECAL,WARN,IMPROPER OPERATION.....	1	32	82160	DECAL,LABEL,STATOIL HYDRA WAY..... <i>For Models with Statoil Hydraulic Oil Only</i>	1
6	31060	DECAL,DANGER DO NOT ALTER SWTC.....	1	33	82161	DECAL,LABEL,UCON HYDROLUBE..... <i>For Models with Ucon Hydrolube Hydraulic Oil Only</i>	1
7	31508	DECAL,DANGER,ELECT HAZARD,PLUG.....	1	34	82366	DECAL,CHEVRON RANDO HD..... <i>For Models with Chevron Rando Hydraulic Oil Only</i>	1
8	31788	DECAL,DANGER,BATTERY SAFETY*** .....	1	35	82557	DECAL,LABEL,PLAT CONT LOCATION.....	1
9	40434	DECAL,LANYARD ANCHORAGE POINT.....	5	36	82558	DECAL,SKIN INJECTION.....	1
10	43089	DECAL,INSTRUCTIONS-OPER,GCP.1	1	37	82559	DECAL,INSTRUCT-ANNUAL INSP REQ.....	1
11	43618	DECAL,LABEL-DIRECTION ARROWS.....	2	38	82561	DECAL,DANGER-USE SAFETY ARM.....	2
12	43619	DECAL,LABEL,SAFETY ARM.....	1	39	82567	DECAL, GROUND CONTROL PANEL.....	1
13	43658	DECAL,LABEL,PWR TO CHARGR 230V.....	1	40	82657	DECAL,INSTRUCT,BATTERY CONNECT.....	1
14	44255	DECAL,DANGER,CRUSHING HAZARD.....	4	41	82703	DECAL,LABEL,WHEEL LOAD 2046.....	4
15	44736	DECAL,DANGER,TIP-OVER,TILT....	1	42	82704	DECAL,LABEL,WHEEL LOAD 2646.....	4
16	44737	DECAL,DANGER,TIP-OVER,TRAYS.2	2	43	82705	DECAL,LABEL,WHEEL LOAD 3246.....	4
17	44753	DECAL, LABEL, LED READOUT.....	1	44	82710	DECAL,INSTR-MAX CAP 1200LBS..... <i>For GS-2046 Models Only</i>	1
18	44980	DECAL,LABEL,PWR TO CHARGR 115V.....	1	45	82726	DECAL,INSTRUCT,MAXCAP1000LBS.1 <i>For GS-2646 Models Only</i>	1
19	44981	DECAL,LABEL,AIRLINE 110 PSI.....	2	46	82727	DECAL,INSTR-MAX CAP 700LBS...1 <i>For GS-3246 Models Only</i>	1
20	46287	DECAL,LABEL-TIRE SPECS.....	4				
21	52475	DECAL,LABEL,TRANSPORT TIEDOWN*.....	7				
22	62056	DECAL,COSMETIC,GENIE GS-2046**.....	2				
23	62057	DECAL,COSMETIC,GENIE GS-2646.....	2				
24	62058	DECAL,COSMETIC,GENIE GS-3246.....	2				
25	65052	DECAL,LABEL,FAULT CODES.....	2				
26	72086	DECAL,LABEL,LIFTING EYE.....	4				
27	72143	DECAL,EMERGENCY STOP,GR.....	1				



121.1 Decals with Words, GS-2046/2646/3246 (Australia) (from SN GS4607-87509 to GS4611A-96921)  
 (continued)

Item	Part No.	Description	Qty.
47	97662	DECAL, INSTR-MANUALFRC,AUS 3246.....	1
48	97663	DECAL, INSTR-MANUALFRC,AUS 400N.....	1
49	97712	DECAL, DANGER, BRAKE REL SAFETY*.....	1
50	97772	DECAL, OVERLAY, PLAT CONTROLS***.....	1
51	114360	DECAL, DANGER-TIP-OVER, BATT..	1
52	114361	DECAL, LABEL-TRANSPORT DIGRAM.....	2
53	114385	DECAL, DANGER, ELEC HAZARD, GS.....	2
54	114386	DECAL, DANGER-GEN SAFETY.....	1
55	133276	DECAL, EMERGENCY LOWERING.....	1
56	1000143	DECAL, INSTRUCT-OP, GEN5, GS-46.1	

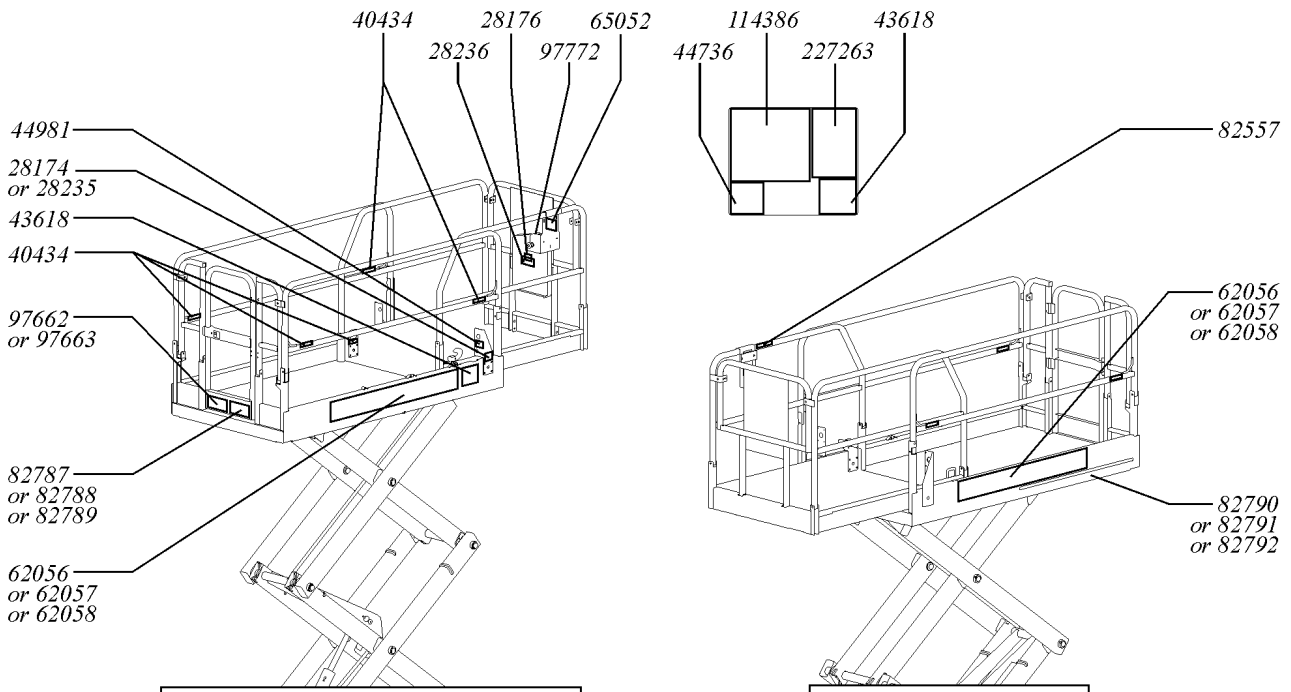


---

121.1 Decals with Words, GS-2046/2646/3246 (Australia) (from SN GS4607-87509 to  
GS4611A-96921)  
(continued)

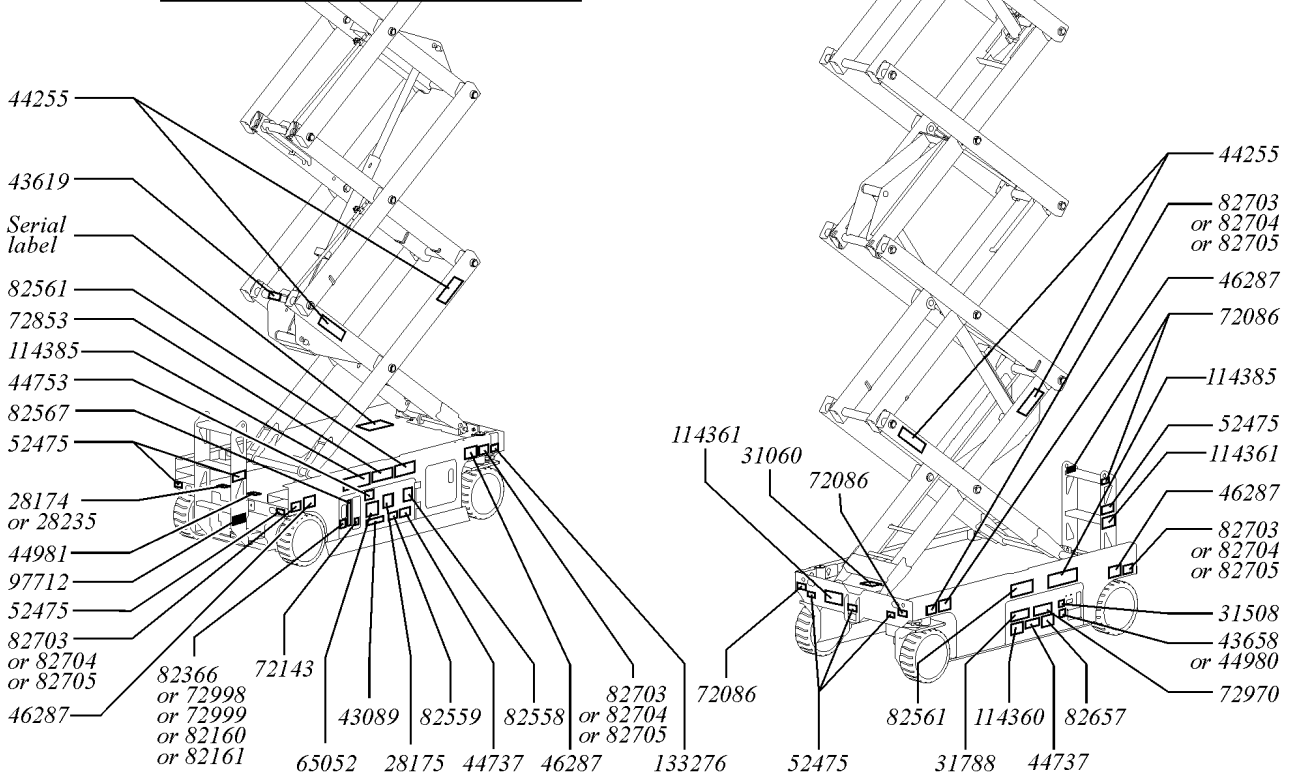
***This Page Intentionally Left Blank***

122.1 Decals with Words, GS-2046/2646/3246 (Australia) (from SN GS4611A-96922 to GS4611A-109999)



Ground Control Side

Battery Side



122.1 Decals with Words, GS-2046/2646/3246 (Australia) (from SN GS4611A-96922 to GS4611A-109999)

Item	Part No.	Description	Qty.	Item	Part No.	Description	Qty.
1	28174	DECAL,POWER TO PLATFORM 230V.....	2	28	72853	DECAL,DANGER,IMPROPER USE HAZ.....	1
2	28175	DECAL,COMPARTMENT ACCESS.....	1	29	72970	DECAL,INSTRUCTIONS-CHARGER OP.....	1
3	28176	DECAL,LABEL,MANUAL NOT HERE.....	1	30	72998	DECAL,LABEL,QUINTOLUBRIK..... <i>For Models with Quintolub Hydraulic Oil Only</i>	1
4	28235	DECAL,POWER TO PLATFORM 115V.....	2	31	72999	DECAL,LABEL,PETRO CANADA*** ..... <i>For Models with Petro Canada Hydraulic Oil Only</i>	1
5	28236	DECAL,WARN,IMPROPER OPERATION.....	1	32	82160	DECAL,LABEL,STATOIL HYDRA WAY..... <i>For Models with Statoil Hydraulic Oil Only</i>	1
6	31060	DECAL,DANGER DO NOT ALTER SWTC.....	1	33	82161	DECAL,LABEL,UCON HYDROLUBE..... <i>For Models with Ucon Hydrolube Hydraulic Oil Only</i>	1
7	31508	DECAL,DANGER,ELECT HAZARD,PLUG.....	1	34	82366	DECAL,CHEVRON RANDO HD..... <i>For Models with Chevron Rando Hydraulic Oil Only</i>	1
8	31788	DECAL,DANGER,BATTERY SAFETY*** .....	1	35	82557	DECAL,LABEL,PLAT CONT LOCATION.....	1
9	40434	DECAL,LANYARD ANCHORAGE POINT.....	5	36	82558	DECAL,SKIN INJECTION.....	1
10	43089	DECAL,INSTRUCTIONS-OPER,GCP.1	1	37	82559	DECAL,INSTRUCT-ANNUAL INSP REQ.....	1
11	43618	DECAL,LABEL-DIRECTION ARROWS.....	2	38	82561	DECAL,DANGER-USE SAFETY ARM.....	2
12	43619	DECAL,LABEL,SAFETY ARM.....	1	39	82567	DECAL, GROUND CONTROL PANEL.....	1
13	43658	DECAL,LABEL,PWR TO CHARGR 230V.....	1	40	82657	DECAL,INSTRUCT,BATTERY CONNECT.....	1
14	44255	DECAL,DANGER,CRUSHING HAZARD.....	4	41	82703	DECAL,LABEL,WHEEL LOAD 2046.....	4
15	44736	DECAL,DANGER,TIP-OVER,TILT....	1	42	82704	DECAL,LABEL,WHEEL LOAD 2646.....	4
16	44737	DECAL,DANGER,TIP-OVER,TRAYS.2	2	43	82705	DECAL,LABEL,WHEEL LOAD 3246.....	4
17	44753	DECAL, LABEL, LED READOUT.....	1	44	82787	DECAL,SYM-MAXCAP CE GS2046.....	1
18	44980	DECAL,LABEL,PWR TO CHARGR 115V.....	1	45	82788	DECAL,SYM-MAXCAP CE GS2646.....	1
19	44981	DECAL,LABEL,AIRLINE 110 PSI.....	2	46	82789	DECAL,SYM-MAX CAP CE GS3246.....	1
20	46287	DECAL,LABEL-TIRE SPECS.....	4	47	82790	DECAL,LABEL,CAP IND CE GS2046.....	1
21	52475	DECAL,LABEL,TRANSPORT TIEDOWN*.....	7				
22	62056	DECAL,COSMETIC,GENIE GS-2046**.....	2				
23	62057	DECAL,COSMETIC,GENIE GS-2646.....	2				
24	62058	DECAL,COSMETIC,GENIE GS-3246.....	2				
25	65052	DECAL,LABEL,FAULT CODES.....	2				
26	72086	DECAL,LABEL,LIFTING EYE.....	4				
27	72143	DECAL,EMERGENCY STOP,GR.....	1				



122.1 Decals with Words, GS-2046/2646/3246 (Australia) (from SN GS4611A-96922 to GS4611A-109999)  
(continued)

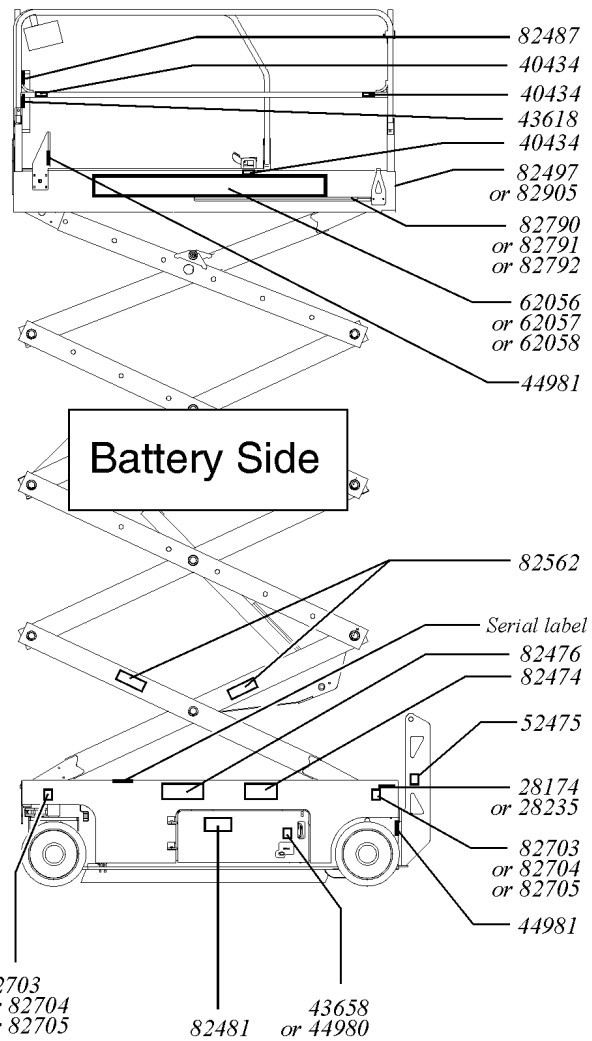
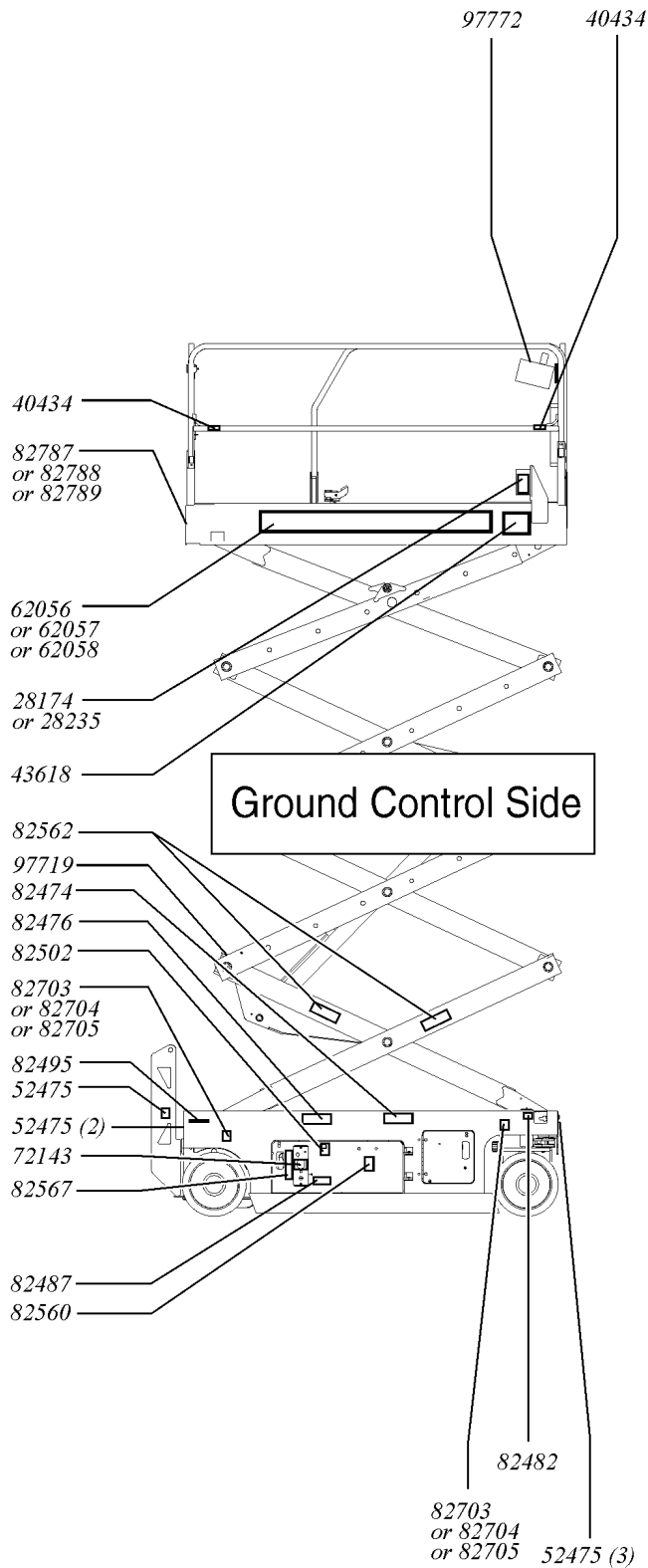
Item	Part No.	Description	Qty.
48	82791	DECAL,LABEL,CAP IND CE GS2646.....	1
49	82792	DECAL,LABEL,CAP IND CE GS3246.....	1
50	97662	DECAL,INSTR-MANUALFRC,AUS 3246.....	1
51	97663	DECAL,INSTR-MANUALFRC,AUS 400N..... <i>For GS2046 &amp; GS2646 Models Only</i>	1
52	97712	DECAL,DANGER,BRAKE REL SAFETY*.....	1
53	97772	DECAL,OVERLAY,PLAT CONTROLS***.....	1
54	114360	DECAL,DANGER-TIP-OVER,BATT..	1
55	114361	DECAL,LABEL-TRANSPORT DIGRAM.....	2
56	114385	DECAL,DANGER,ELEC HAZARD,GS.....	2
57	114386	DECAL,DANGER-GEN SAFETY.....	1
58	133276	DECAL,EMERGENCY LOWERING.....	1
59	227263	DECAL,OP INST,AUS,GS-46.....	1

---

122.1 Decals with Words, GS-2046/2646/3246 (Australia) (from SN GS4611A-96922 to GS4611A-109999)  
(continued)

***This Page Intentionally Left Blank***

123.1 Decals with Symbols, GS-2046/2646/3246 (Europe) (from SN GS4605-75438 to GS4607-87508)

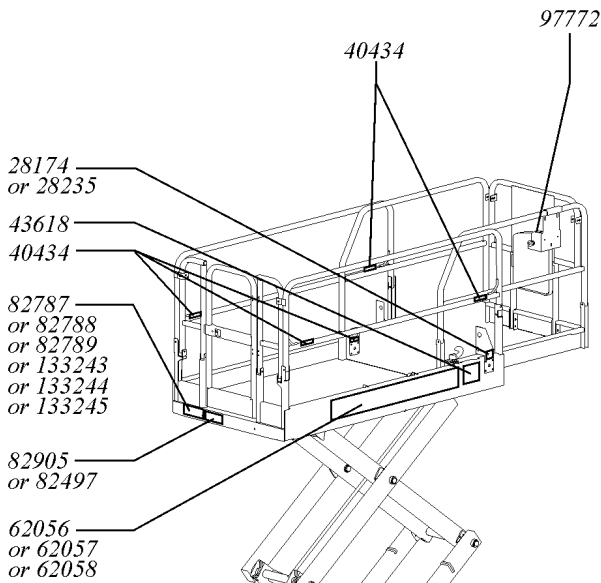


123.1 Decals with Symbols, GS-2046/2646/3246 (Europe) (from SN GS4605-75438 to GS4607-87508)

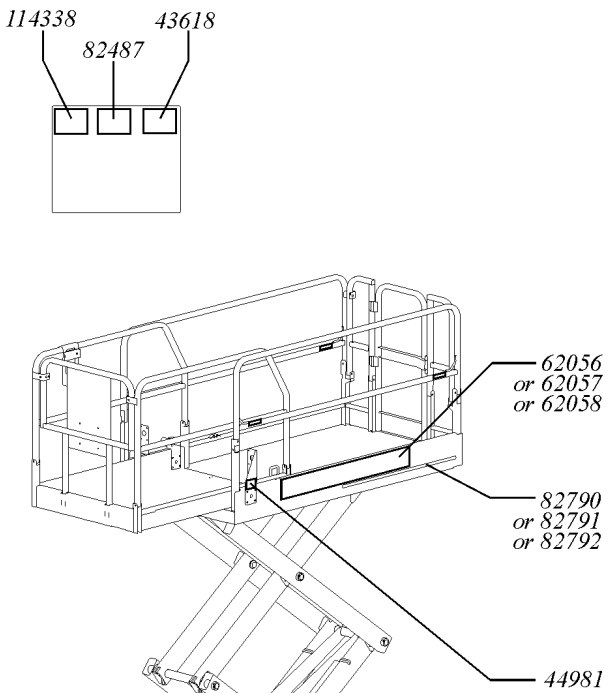
Item	Part No.	Description	Qty.	Item	Part No.	Description	Qty.
1	28174	DECAL,POWER TO PLATFORM 230V.....	2	25	82704	DECAL,LABEL,WHEEL LOAD 2646.....	4
2	28235	DECAL,POWER TO PLATFORM 115V.....	2	26	82705	DECAL,LABEL,WHEEL LOAD 3246.....	4
3	40434	DECAL,LANYARD ANCHORAGE POINT.....	5	27	82787	DECAL,SYM-MAXCAP CE GS2046.....	1
4	43618	DECAL,LABEL-DIRECTION ARROWS.....	2	28	82788	DECAL,SYM-MAXCAP CE GS2646.....	1
5	43658	DECAL,LABEL,PWR TO CHARGR 230V.....	1	29	82789	DECAL,SYM-MAX CAP CE GS3246.....	1
6	44980	DECAL,LABEL,PWR TO CHARGR 115V.....	1	30	82790	DECAL,LABEL,CAP IND CE GS2046.....	1
7	44981	DECAL,LABEL,AIRLINE 110 PSI.....	2	31	82791	DECAL,LABEL,CAP IND CE GS2646.....	1
8	52475	DECAL,LABEL,TRANSPORT TIEDOWN*.....	7	32	82792	DECAL,LABEL,CAP IND CE GS3246.....	1
9	62056	DECAL,COSMETIC,GENIE GS-2046**.....	2	33	82905	DECAL,SYM-SIDEFORCE 400N..... <i>For GS-2046 &amp; GS-2646 Models Only</i>	1
10	62057	DECAL,COSMETIC,GENIE GS-2646.....	2	34	97719	DECAL, LABEL, SAFETY ARM SYMB.....	1
11	62058	DECAL,COSMETIC,GENIE GS-3246.....	2	35	97772	DECAL,OVERLAY,PLAT CONTROLS***.....	1
12	72143	DECAL,EMERGENCY STOP,GR.....	1				
13	82474	DECAL,SYMBOL-USE SAFETY ARM.....	2				
14	82476	DECAL,SYMBOL-ELEC HAZARD,GS.....	2				
15	82481	DECAL,SYMBOL-BATTERY SAFETY.....	1				
16	82482	DECAL, LABEL,AUX LOWERING....	1				
17	82487	DECAL,SYMBOL-READ THE MANUAL.....	2				
18	82495	DECAL,SYMBOL-BRAKE REL SAFETY.....	1				
19	82497	DECAL,SYM-SIDEFORCE 200400..... <i>For GS-3246 Models Only</i>	1				
20	82502	DECAL,LABEL,LED READOUT.....	1				
21	82560	DECAL,SYMBOL-SKIN INJECT HAZRD.....	1				
22	82562	DECAL,SYMBOL-CRUSHING HAZARD.....	4				
23	82567	DECAL, GROUND CONTROL PANEL.....	1				
24	82703	DECAL,LABEL,WHEEL LOAD 2046.....	4				



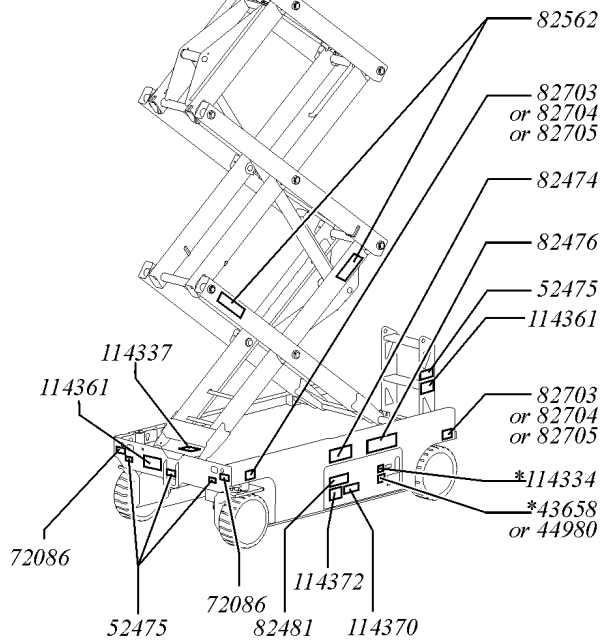
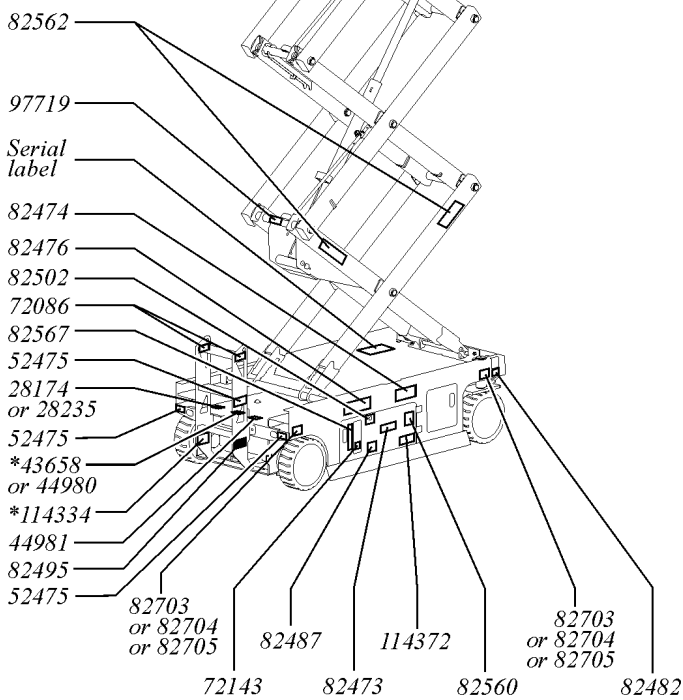
124.1 Decals with Symbols, GS-2046/2646/3246 (Europe) (from SN GS4607-87509 to GS4611A-109999; and from GS4609C-101 to GS4612C-9999)



Ground Control Side



Battery Side





124.1 Decals with Symbols, GS-2046/2646/3246 (Europe) (from SN GS4607-87509 to GS4611A-109999; and from GS4609C-101 to GS4612C-9999)

Item	Part No.	Description	Qty.	Item	Part No.	Description	Qty.
A	161771	DECAL KIT,2046 PLAT,SYM,CE <i>(Decal kit, platform for GS-2046 for Europe)</i>		16	82476	DECAL,SYMBOL-ELEC HAZARD,GS.....	2
B	161772	DECAL KIT,2046 COMP,SYM,CE <i>(Decal kit, complete for GS-2046 for Europe)</i>		17	82481	DECAL,SYMBOL-BATTERY SAFETY.....	1
C	161773	DECAL KIT,2646 PLAT,SYM,CE <i>(Decal kit, platform for GS-2646 for Europe)</i>		18	82482	DECAL, LABEL,AUX LOWERING....	1
D	161774	DECAL KIT,2646 COMP,SYM,CE <i>(Decal kit, complete for GS-2646 for Europe)</i>		19	82487	DECAL,SYMBOL-READ THE MANUAL.....	2
E	161775	DECAL KIT,3246 PLAT,SYM,CE <i>(Decal kit, platform for GS-3246 for Europe)</i>		20	82495	DECAL,SYMBOL-BRAKE REL SAFETY.....	2
F	161776	DECAL KIT,3246 COMP,SYM,CE <i>(Decal kit, complete for GS-3246 for Europe)</i>		21	82497	DECAL,SYM-SIDEFORCE 200400..... <i>For GS-3246 Models Only</i>	1
1	28174	DECAL,POWER TO PLATFORM 230V.....	2	22	82502	DECAL,LABEL,LED READOUT.....	1
2	28235	DECAL,POWER TO PLATFORM 115V.....	2	23	82560	DECAL,SYMBOL-SKIN INJECT HAZRD.....	1
3	40434	DECAL,LANYARD ANCHORAGE POINT.....	5	24	82562	DECAL,SYMBOL-CRUSHING HAZARD.....	4
4	43618	DECAL,LABEL-DIRECTION ARROWS.....	2	25	82567	DECAL, GROUND CONTROL PANEL.....	1
5	43658	DECAL,LABEL,PWR TO CHARGR 230V..... <i>Found in one of two locations</i>	1	26	82703	DECAL,LABEL,WHEEL LOAD 2046.....	4
6	44980	DECAL,LABEL,PWR TO CHARGR 115V..... <i>Found in one of two locations</i>	1	27	82704	DECAL,LABEL,WHEEL LOAD 2646.....	4
7	44981	DECAL,LABEL,AIRLINE 110 PSI.....	2	28	82705	DECAL,LABEL,WHEEL LOAD 3246.....	4
8	52475	DECAL,LABEL,TRANSPORT TIEDOWN*.....	7	29	82787	DECAL,SYM-MAXCAP CE GS2046..... <i>For CE Models Exept Italian</i>	1
9	62056	DECAL,COSMETIC,GENIE GS-2046**.....	2	30	82788	DECAL,SYM-MAXCAP CE GS2646..... <i>For CE Models Exept Italian</i>	1
10	62057	DECAL,COSMETIC,GENIE GS-2646.....	2	31	82789	DECAL,SYM-MAX CAP CE GS3246..... <i>For CE Models Exept Italian</i>	1
11	62058	DECAL,COSMETIC,GENIE GS-3246.....	2	32	82790	DECAL,LABEL,CAP IND CE GS2046..... <i>For Models with Capacity Indicator</i>	1
12	72086	DECAL,LABEL,LIFTING EYE.....	4	33	82791	DECAL,LABEL,CAP IND CE GS2646..... <i>For Models with Capacity Indicator</i>	1
13	72143	DECAL,EMERGENCY STOP,GR.....	1	34	82792	DECAL,LABEL,CAP IND CE GS3246..... <i>For Models with Capacity Indicator</i>	1
14	82473	DECAL,SYMBOL-COMP ACCESS.....	1	35	82905	DECAL,SYM-SIDEFORCE 400N..... <i>For GS-2046 &amp; GS-2646 Models Only</i>	1
15	82474	DECAL,SYMBOL-USE SAFETY ARM.....	2	36	97719	DECAL, LABEL, SAFETY ARM SYMB.....	1



124.1 Decals with Symbols, GS-2046/2646/3246 (Europe) (from SN GS4607-87509 to GS4611A-109999; and from GS4609C-101 to GS4612C-9999)  
(continued)

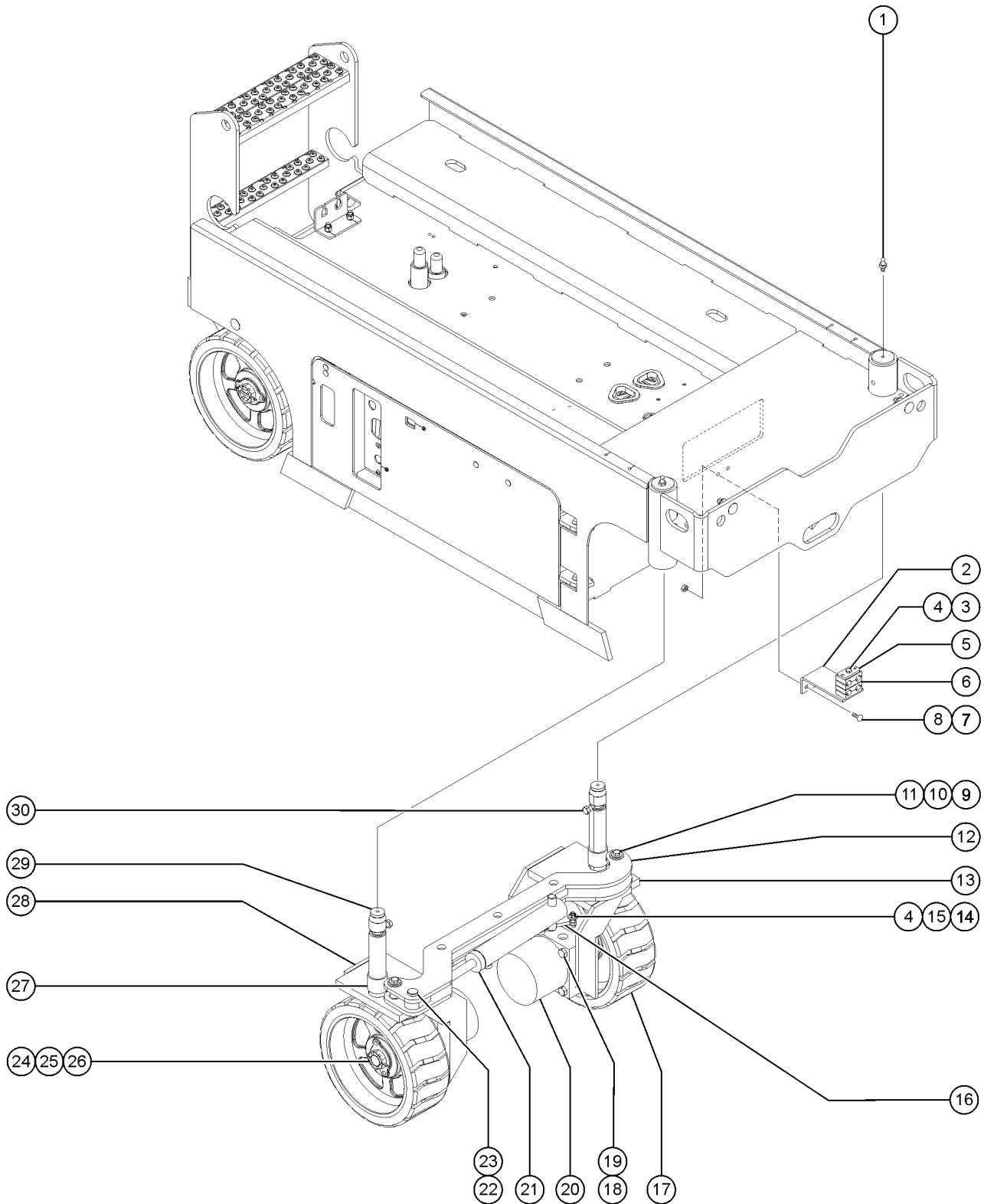
Item	Part No.	Description	Qty.
37	97772	DECAL,OVERLAY,PLAT CONTROLS*** .....	1
38	114334	DECAL,SYM-ELEC HAZARD,PLUG..... <i>Found in one of two locations</i>	1
39	114337	DECAL,SYM-TIP-OVR,LIM SWITCH.....	1
40	114338	DECAL,SYM-TIP-OVR,TILT ALARM.....	1
41	114361	DECAL,LABEL-TRANSPORT DIGRAM.....	2
42	114370	DECAL-SYM-TIP-OVR,BATTRIES...	1
43	114371	DECAL,SYM-TIP-OVER,OUTRGR..	1
44	114372	DECAL,SYM-TIP-OVER,TRAYS.....	2
45	133243	LABEL,MAXCAP,2046..... <i>For Italian Models Only</i>	1
46	133244	LABEL,MAXCAP,2646..... <i>For Italian Models Only</i>	1
47	133245	LABEL,MAX CAP GS3246..... <i>For Italian Models Only</i>	1

---

124.1 Decals with Symbols, GS-2046/2646/3246 (Europe) (from SN GS4607-87509 to GS4611A-109999; and from GS4609C-101 to GS4612C-9999)  
(continued)

***This Page Intentionally Left Blank***

201.1 Steer Linkage and Wheels (GS-1530, GS-1532, GS-1930, GS-1932)

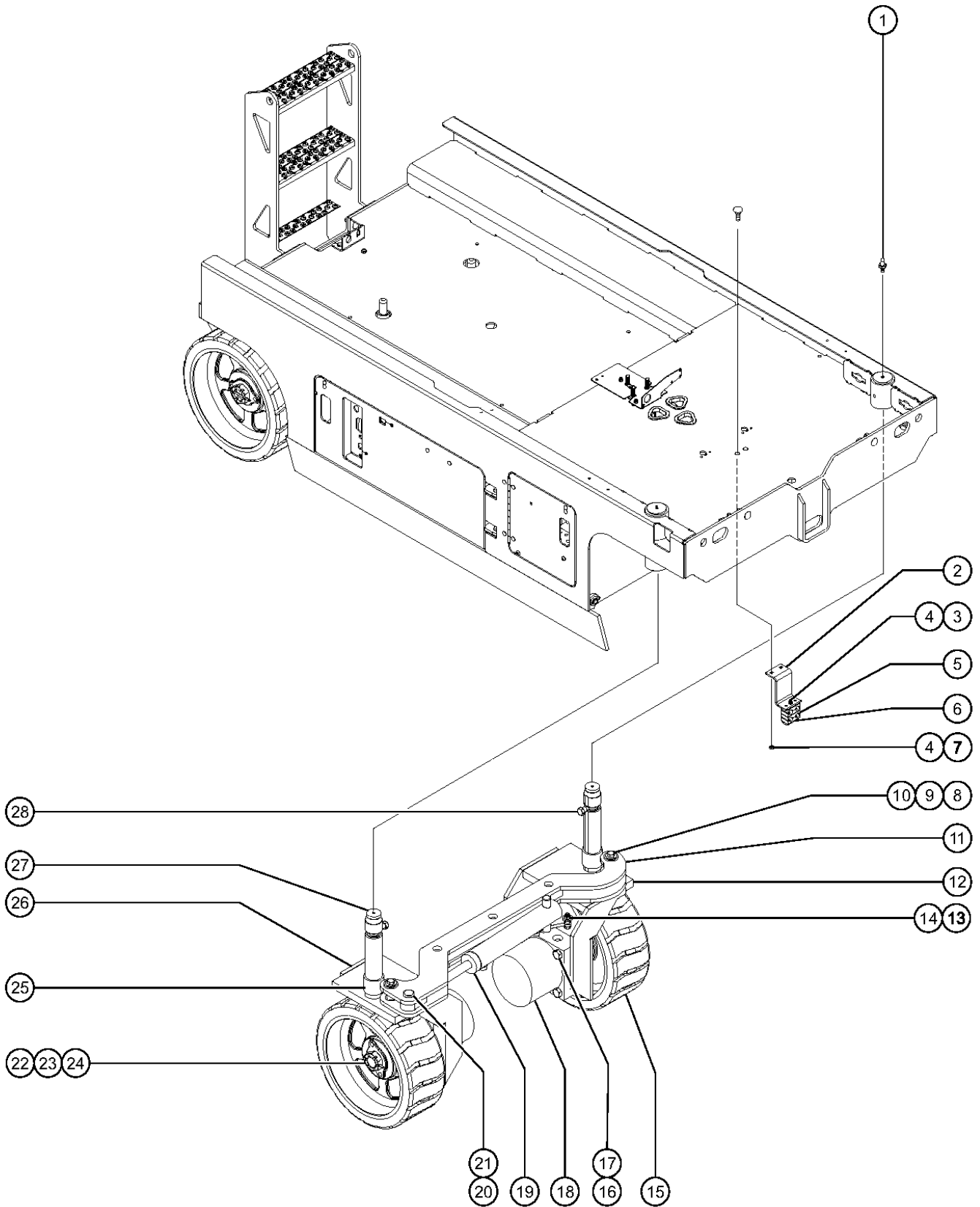


201.1 Steer Linkage and Wheels (GS-1530, GS-1532, GS-1930, GS-1932)

Item	Part No.	Description	Qty.	Item	Part No.	Description	Qty.
1	66770	FITTING,STRAIGHT DRIVE-IN ZERK.....	2	29	105565	WASHER,THRUST, GS.....	2
2	105051	FORMING,HOSE CLAMP SUPPORT.....	1	30	55917	SCREW, YOKE LOCK ALL SLABS	
3	144374	SCREW,HHC,1/4-20X3.25,GR8					
4	6091	NUT,NYLOCK,1/4-20					
5	58592	PLATE,HOSE ROUTG,BULKHEAD(PTD).....	1				
6	78736	CLAMP,2 HOSE,PLASTIC,5/8.....	4				
7	105092	BOLT,CARRIAGE,3/8-16X1.25,GR5					
8	4828	NUT,NYLOCK,3/8-16					
9	8255	SCREW,HHC,3/8-16 X .75					
10	6097	WASHER,FLAT,USS,3/8",Y					
11	47548	BEARING,FL,0.75ID X 1 OD X .49.....	4				
12	84571	TIE ROD ASSEMBLY.....	1				
13	96066	WELDMENT, STR YOKE, 32 MINI LT GS-1532, GS-1932					
13A	96068	WELDMENT, STR YOKE, 30 MINI LT.....	1				
		GS-1530, GS-1930					
14	6888	SCREW,HHC,1/4-20 X 1					
15	96258	PIN,STEER CYLINDER.....	1				
16	45748	ROD END,.250 X 2.75 LG.....	1				
17	105122	WHEEL & TIRE ASSY,LP,12****.....	4				
18	8357	SCREW,HHC,1/2-13 X 3.5					
19	6198	NUT,NYLOCK,1/2-13					
20		Ref. Drive Motor (refer to 501.1)					
21		Ref. Steer Cylinder (refer to 501.1)					
22	6545	PIN,CLEVIS,.75 X 2.....	1				
23	21253	CLIP,HAIR PIN .125 X 2.....	1				
24	44780	NUT,CASTLE,1.125-18 UNEF.....	2				
25	44781	KEY,RECTANGULAR,.31X.28X1.25".2					
26	42079	PIN,COTTER,.156 X 2.5.....	2				
27	119619	BEARING,1.5IDX1.75ODX1.5L,PTFE.2					
28	96067	WELDMENT, STR YOKE, 32 MINI RT GS-1532, GS-1932 (ground control side)					
28A	96069	WELDMENT, STR YOKE, 30 MINI RT.....	1				
		GS-1530, GS-1930 (ground control side)					



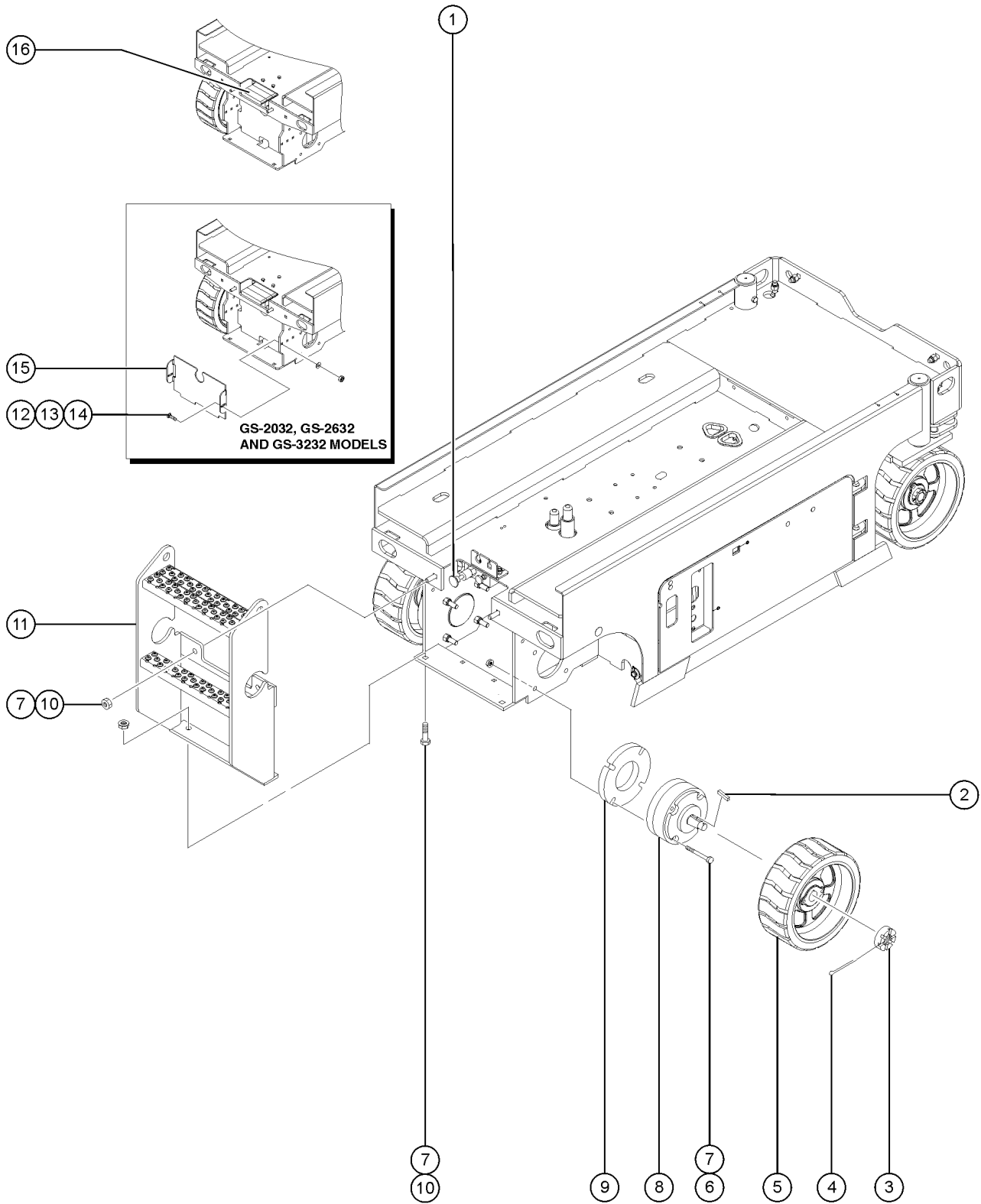
202.1 Steer Linkage and Wheels, GS-2032, GS-2632, GS-3232, GS-2046, GS-2646, GS-3246



## 202.1 Steer Linkage and Wheels, GS-2032, GS-2632, GS-3232, GS-2046, GS-2646, GS-3246

Item	Part No.	Description	Qty.
1	66770	FITTING,STRAIGHT DRIVE-IN ZERK.....	2
2	105051	FORMING,HOSE CLAMP SUPPORT.....	1
		GS-2032, GS-2632, GS-3232	
2A	230364	FORMING,HOSE CLAMP SPT,PTD,BLU.....	1
		GS-2046, GS-2646, GS-2046	
3	144374	SCREW,HHC,1/4-20X3.25,GR8	
4	6091	NUT,NYLOCK,1/4-20	
5	78736	CLAMP,2 HOSE,PLASTIC,5/8.....	4
6	58592	PLATE,HOSE ROUTG,BULKHEAD(PTD).....	1
7	9116	BOLT,CARRIAGE,1/4-20 X 1.25,G2	
8	8255	SCREW,HHC,3/8-16 X .75	
9	15086	WASHER,FLAT,.375 X 1.5 X .125	
10	47946	BEARING,1.00IDX1.25ODX0.49L....	2
11	84699	TIE ROD ASSEMBLY, GS32.....	1
11A	97267	TIE ROD ASSY, GS46	
12	96573	WLDMT,STEER YOKE,LT,GS32/46.....	1
		(battery pack side)	
13	96423	RUE RING,3/4 PIN.....	1
14	96907	PIN,CLEVIS,0.75 X 3.25".....	1
15	105454	WHEEL & TIRE ASSY LP,15".....	2
16	8357	SCREW,HHC,1/2-13 X 3.5	
17	6198	NUT,NYLOCK,1/2-13	
18		Ref. Drive Motor (refer to 501.1)	
19		Ref. Steer Cylinder (refer to 501.1)	
20	6545	PIN,CLEVIS,.75 X 2.....	1
21	21253	CLIP,HAIR PIN .125 X 2.....	1
22	44780	NUT,CASTLE,1.125-18 UNEF.....	2
23	13635-10	PIN,COTTER,.156 X 1.75.....	2
24	44781	KEY,RECTANGULAR,.31X.28X1.25"*.2	
25	18722	BEARING,2.25IDX2.50ODX1.50L*	
26	96572	WLDMT,STEER YOKE,RT,GS32/46.....	1
		(ground controls side)	
27	105565	WASHER,THRUST, GS.....	2
28	55917	SCREW, YOKE LOCK ALL SLABS	

203.1 Non-steer Axle Installation, All Models





203.1 Non-steer Axle Installation, All Models

Item	Part No.	Description	Qty.	Item	Part No.	Description	Qty.
1		Ref. Brake Release Manifold <i>(refer to 504.1)</i>		12	105092	BOLT,CARRIAGE,3/8-16X1.25,GR5 GS-30, GS-32	
2	44781	KEY,RECTANGULAR,.31X.28X1.25".2		12A	96203	BOLT,CARRIAGE,1/2-13X1.75, G5 GS-2046, GS-2646, GS-3246	
3	44780	NUT,CASTLE,1.125-18 UNEF.....2		12B	60790	BOLT,CARRIAGE,3/8-16 X1.50,G5 GS-3232	
4	42079	PIN,COTTER,.156 X 2.5.....2		13	6097	WASHER,FLAT,USS,3/8",Y	
5		Ref. Tire and Wheel Assembly <i>(refer to 201.1)</i>		14	4828	NUT,NYLOCK,3/8-16	
6	8357	SCREW,HHC,1/2-13 X 3.5		14A	6198	NUT,NYLOCK,1/2-13 GS-2046, GS-2646, GS-3246	
6A	78732	SCREW,HHC,1/2-13 X 5 GR5, PLT GS-1532, GS-1932		15	105140	FORMING,CWT,COVER,GS32.....1 GS-2032, GS-2632, GS-3232 <i>(shown)</i>	
7	6198	NUT,NYLOCK,1/2-13		15A	96886	FORMING, CWT CLAMP.....1 GS-2046, GS-2646, GS-3246	
8		Ref. Brake Release Manifold <i>(refer to 501.1)</i>		16	96465	WELDMENT, 1532 COUNTERWT, CE.....1 GS-1530 CE & AUSTRALIA INDOOR	
9	78680	PLATE,BRAKE SPACER.....2 GS-1532, GS-1932		16A	96465	WELDMENT, 1532 COUNTERWT, CE.....1 GS-1532 CE & AUSTRALIA <i>(inside rear chassis)</i>	
10	96203	BOLT,CARRIAGE,1/2-13X1.75, G5		16B	96466	COUNTERWEIGHT,CAST,CE,1930/32.1 GS-1930 CE & AUSTRALIA INDOOR <i>(inside rear chassis)</i>	
11	144375	LADDER ASSY,GS30,WORD,ENG.....1 GS-1530, GS-1532, GS-1930, GS-1932		16C	96466	COUNTERWEIGHT,CAST,CE,1930/32.1 GS-1932 CE & AUSTRALIA <i>(inside rear chassis)</i>	
11A	144381	LADDER ASSY,WORD,20XX,ENG.....1 GS-2032, GS-2046		16D	105080	COUNTERWEIGHT,GS32,REAR.....1 GS-2032 CE & AUSTRALIA <i>(inside rear chassis)</i>	
11A	96570	WLDMT,GS32/46 LADDER***.....1 GS-2632, GS-2646, GS-3232, GS-3246		16E	105080	COUNTERWEIGHT,GS32,REAR.....1 GS-2632 ANSI <i>(inside rear chassis)</i>	
11B	144382	LADDER ASSY,20XX,WORD,AUS,ENG GS-2032, GS-2046		16F	105100	PLATE,CWGT,GS32 REAR.....1 GS-2632 ANSI <i>(rear stack plate)</i>	
11B	96895	WELDMENT,20XX LADDER.....1 GS-2032, GS-2046		16G	144142	COUNTERWEIGHT,SVC,GSXX32...8 GS-2632 CE & AUSTRALIA <i>(inside rear chassis)</i> <i>(to SN A84205)</i>	
11C	144383	LADDER ASSY,20XX,WORD,FR GS-2032, GS-2046		16H	105080	COUNTERWEIGHT,GS32,REAR.....1 GS-2632 CE & AUSTRALIA <i>(inside rear chassis)</i> <i>(from SN A84206, C101)</i>	
11D	144385	LADDER ASSY,20XX,SYM GS-2032, GS-2046		16J	105080	COUNTERWEIGHT,GS32,REAR.....1 GS-3232 <i>(inside rear chassis)</i>	
11E	144387	LADDER ASSY,26XX-32XX,WORD,ENG.....1 GS-2632, GS-2646, GS-3246		16K	105100	PLATE,CWGT,GS32 REAR.....1 GS-3232 <i>(rear stack plate)</i>	
11F	144388	LADR ASSY,26XX-32XX,WORD,AUS,E GS-2632, GS-2646, GS-3246		16L	96887	CWT, REAR, XX46.....4 GS-2046 CE & AUSTRALIA <i>(inside rear chassis)</i> <i>(from SN 75438 to 83384)</i>	
11G	144389	LADDER ASSY,26XX-32XX,WORD,FR GS-2632, GS-2646, GS-3246					
11H	144391	LADDER ASSY,26XX-32XX,SYM GS-2632, GS-2646, GS-3246					



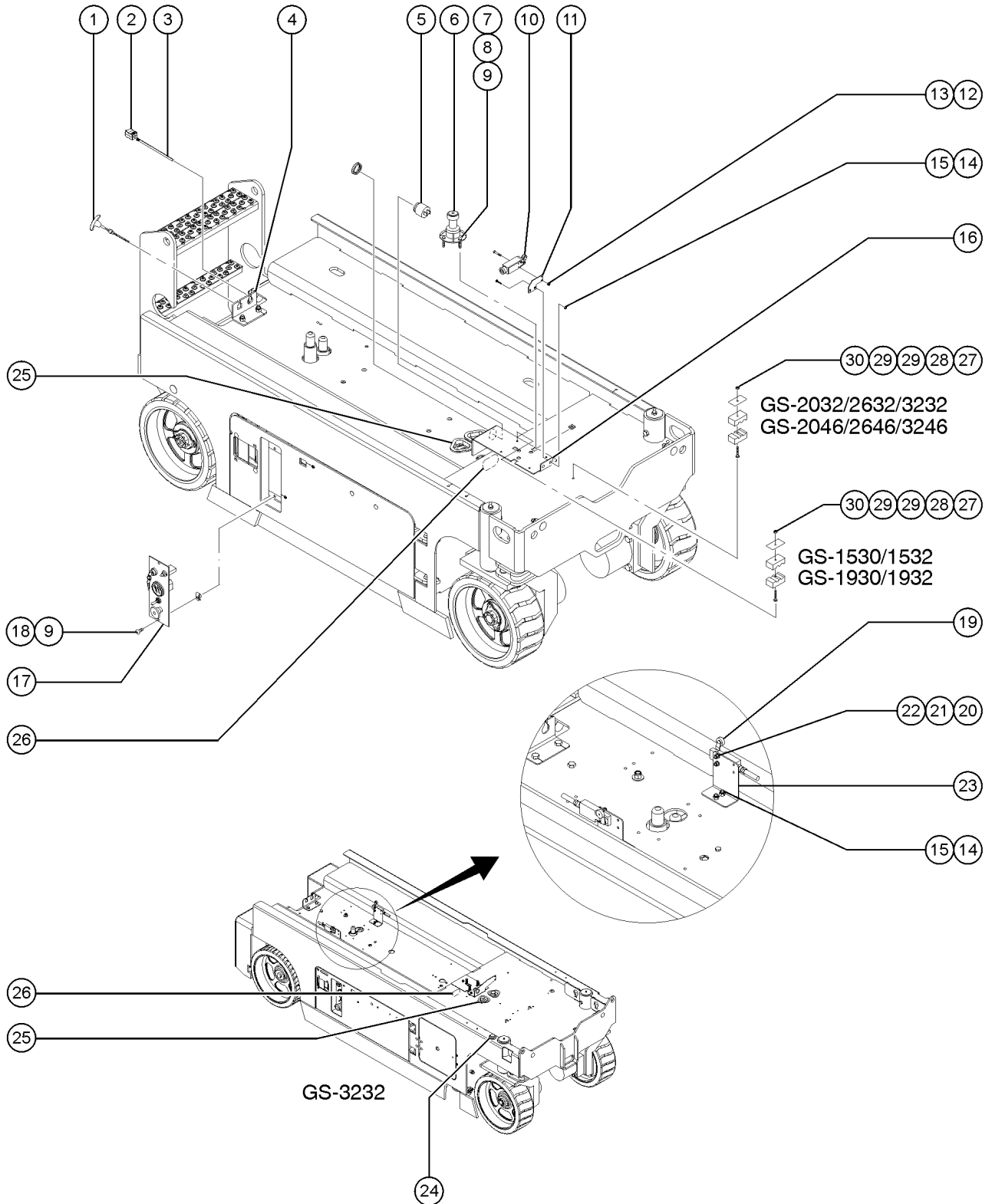
### 203.1 Non-steer Axle Installation, All Models (continued)

Item	Part No.	Description	Qty.
16M	96887	CWT, REAR, XX46.....2 GS-2046 CE & AUSTRALIA (inside rear chassis) (from SN A83385, C101)	
16N	96876	COUNTERWEIGHT, BELLY.....1 GS-2646, 3246 CE & AUSTRALIA (inside front center of chassis)	
16P	96887	CWT, REAR, XX46.....3 GS-2646 CE & AUSTRALIA (inside rear chassis) (from SN 75438 to 83384)	
16Q	96887	CWT, REAR, XX46.....2 GS-2646 CE & AUSTRALIA (inside rear chassis) (from SN A83385, C101)	
16R	96887	CWT, REAR, XX46.....4 GS-3246 ANSI (inside rear chassis) (from SN 75438 to 83384)	
16S	96887	CWT, REAR, XX46.....2 GS-3246 ANSI (inside rear chassis) (from SN A83385, C101)	
16T	96887	CWT, REAR, XX46.....6 GS-3246 CE & AUSTRALIA (inside rear chassis) (from 75438 to 83384)	
16U	96887	CWT, REAR, XX46.....3 GS-3246 CE & AUSTRALIA (inside rear chassis) (from SN A83385, C101)	

203.1 Non-steer Axle Installation, All Models  
(continued)

*This Page Intentionally Left Blank*

204.1 Ground Controls and Level Sensor Installation, All Models

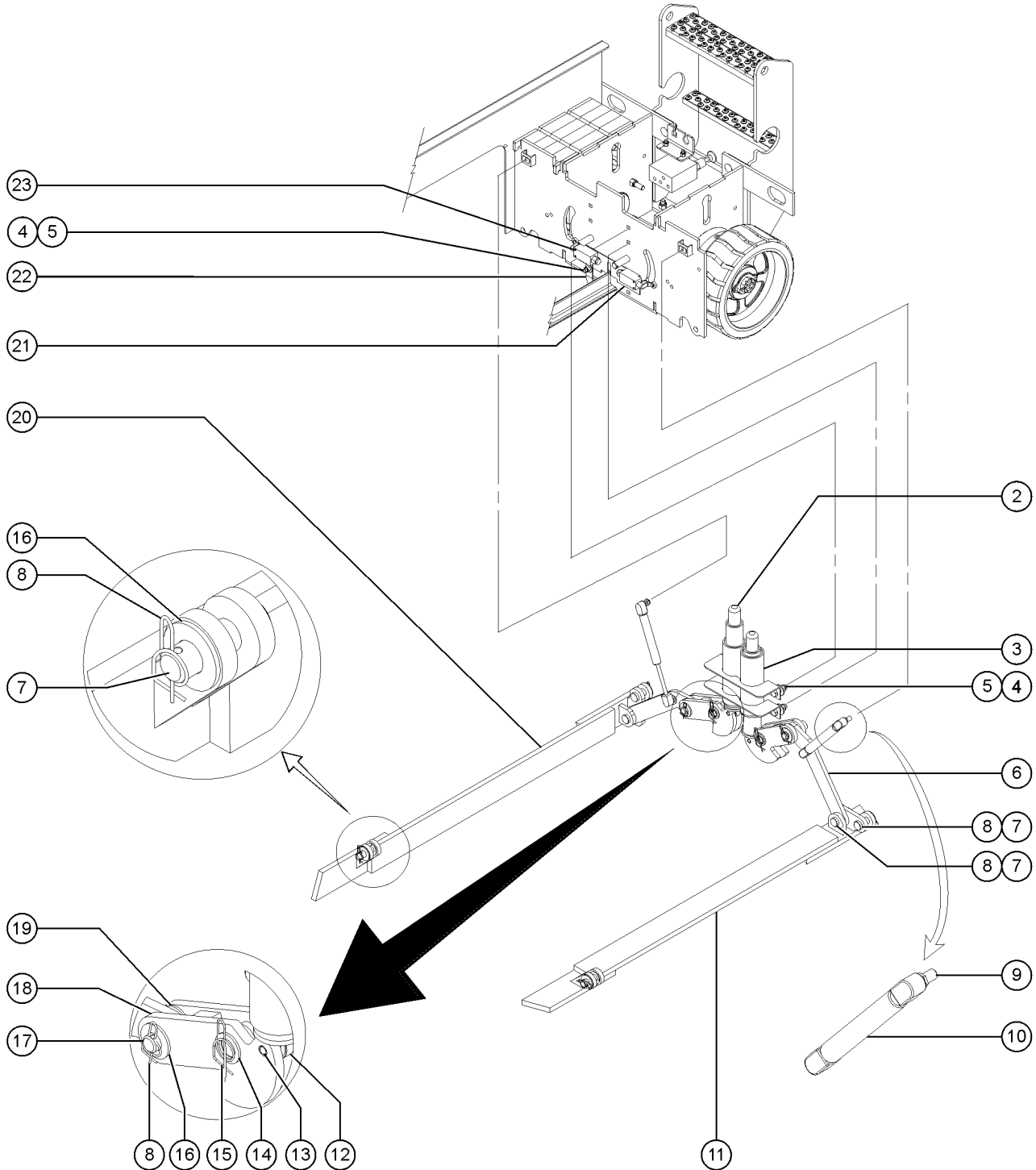


204.1 Ground Controls and Level Sensor Installation, All Models

Item	Part No.	Description	Qty.	Item	Part No.	Description	Qty.
--		GS-1530, GS-1532, GS-1930, GS-1932 (to SN GS3005A-76581 and GS3005B-76052)		16B	105310	FORMING, ALARM BRACKET,MINI GS-1530, GS-1532, GS-1930, GS-1932 (from SN GS3005A-84658, GS3005B-80109, and GS3008C-101)	
1	39232	CABLE,EMERGENCY DOWN.....1		16C	96870	FORMING,ALARM BRACKET GS-2032, GS-2632, GS-2046, GS-2646, GS-3232, GS-3246	
2		Ref. Electrical Plug (refer to 405.1)		17		Ref. Ground Controls (refer to 210.1)	
3		Ref. Electrical Cord (refer to 405.1)		18	14297	SCREW,BHHS,1/4-20 X .75	
4	96103	FORMING,CONTROL BRKT.....1		19	105664	ASSY,22 FT LIMIT SWITCH,GS3232	
4A	96103	FORMING,CONTROL BRKT.....1 (to SN GS3010A-99384 and to GS3010C-2264)		--		Ref. Wire Harness Assembly (refer to 211.1)	
4B	144226	FORMING, REC. PLUG BRKT (from SN GS3010A-99385 and GS3010C-2265)		--	105692	SWITCH,LIMIT,W/ROLLER ARM	
5	39540	ALARM,STEADY TONE*** .....1 Does not include 72326 nut		20	35461	WASHER,FLAT,MS,#8,Y	
--	72326	NUT - PLASTIC,RING FOR ALARMS		21	18605	NUT,NYLOCK,8-32	
6	105142	LEVEL SENSOR,LS60,RED,1.5X3*.....1		22	54380	SCREW,PHILLIPS,PHM,8-32 X .875	
7	6637	SCREW,HHC,1/4-20 X 1.75		23	105139	FORMING, BRKT,UP LIMIT SW.....1 GS-3232 (to SN GS3207-87650)	
8	39469	SPRING,COMPRESSION.485 X1.75**		23A	105736	FRMING,LMT SWCH BRKT,3232 GS-3232 (from SN GS3207-87651)	
9	56912	SPRING CLIP,1/4-20,.025-.15X.5.....5		24	6714	LEVEL,BUBBLE.....1 GS-3232 (CE and Australia models)	
10	96948	SWITCH,LIMIT,W/ROLLER ARM*** .....3 (from SN GS3003-60001 and GS3008C-101) (down limit switch)		25A	105440	GROMMET,RUBBER 2.5 X 3.0.....2 GS-1530, GS-1532, GS-1930 and GS-1932	
--	19491	CONTACTOR,LIMIT SWITCH (from SN GS3003-60001 and GS3008C-101)		25B	47232	GROMMET,RUBBER 2 X 2.75.....2 GS-2032, GS-2632, GS-3232, GS-2046, GS-2646 and GS-3246	
--	97128	ROLLER ARM,LIMIT SWITCH*** (from SN GS3003-60001 and GS3008C-101)		26	131582	GROMMET,RUBBER,1.50IDX.375..1	
11	96493	PLATE, LIMIT SWITCH MOUNT.....1		27	18504	NUT,LOCKING-LG.FLANGE,1/4-20.1	
12	6178	NUT,NYLOCK,10-32		28	58592	PLATE,HOSE ROUTG,BULKHEAD(PTD).....1	
13	16487	SCREW,RHM,10-32 X 1.5		29	78736	CLAMP,2 HOSE,PLASTIC,5/8.....2	
14	6091	NUT,NYLOCK,1/4-20		30	96903	BOLT,CARRIAGE,1/4-20 X 3.50,G2.....1	
15	6878	BOLT,CARRIAGE,1/4-20 X .75,G2					
16	96755	FORMING,ALARM BRACKET GS-1530, GS-1532, GS-1930, GS-1932 (to SN GS3005A-76581 and GS3005B-76052)					
16A	105216	FORMING, ALARM BRACKET GS-1530, GS-1532, GS-1930, GS-1932 (from SN GS3005A-76582 to GS3005A-84657 and from GS3005B-76053 to GS3005B-80108)					



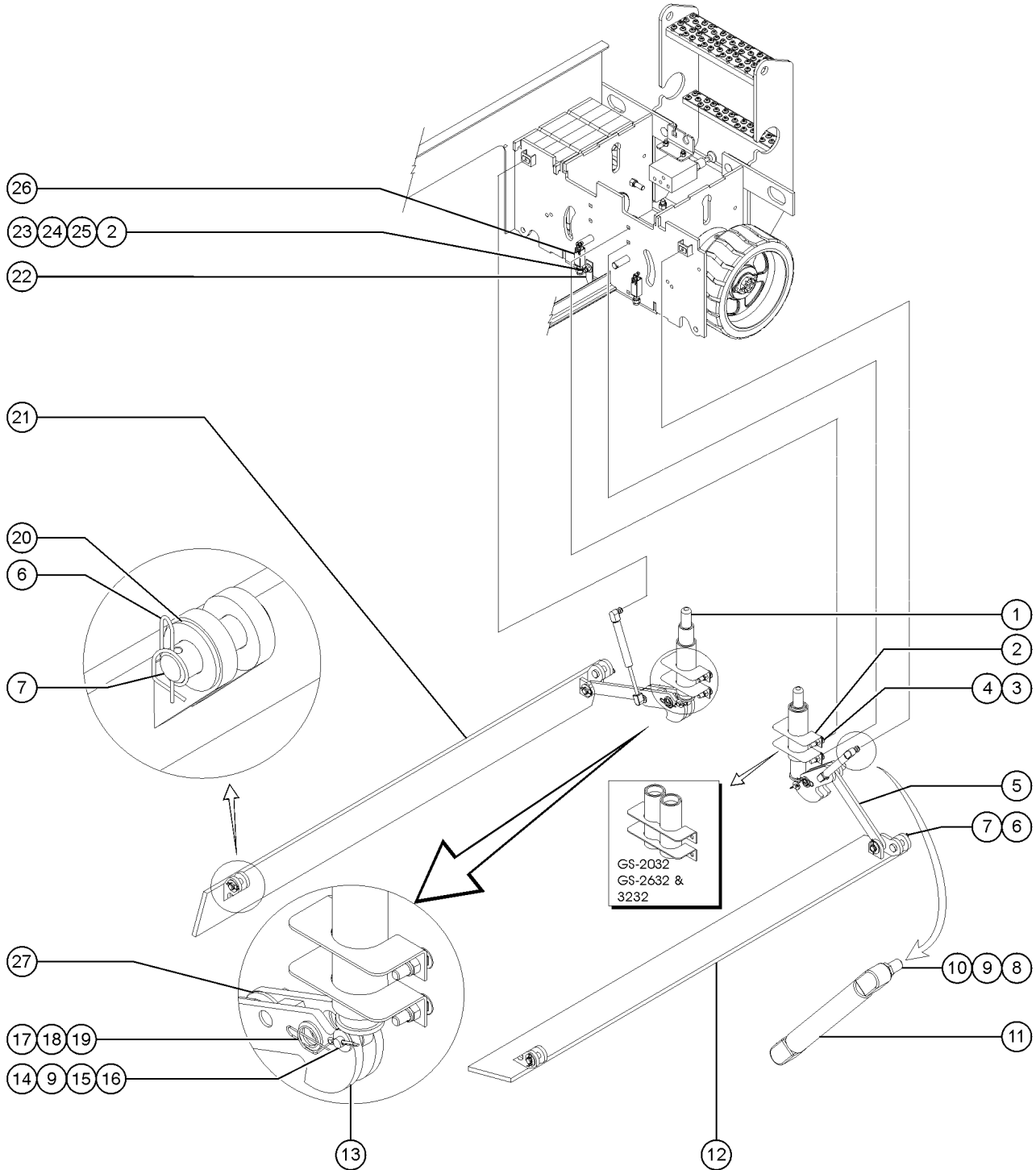
205.1 Pothole Protection Assembly, GS-1530, GS-1532, GS-1930, GS-1932



## 205.1 Pothole Protection Assembly, GS-1530, GS-1532, GS-1930, GS-1932

Item	Part No.	Description	Qty.
2	96839	ASSY,POT HOLE PUSHER,GS*** .....	2
3	96524	WLDMT/ASSY, PH GUIDE,GS30/32.....	1
--	96408	BEARING,1.523IDX1.75ODX0.63L	
4	4828	NUT,NYLOCK,3/8-16	
5	105092	BOLT,CARRIAGE,3/8-16X1.25,GR5	
6	105055	PLATE,POTHOLE LINK,GS30.....	2
7	96135	PIN,CLEVIS,.625 X 1.88,ZINC PL....	6
7A	105156	BUSHING,FLNGD,.63 X .77 X .38...4	
8	96422	RUE RING,5/8 PIN.....	8
9	78086	BALL STUD, GAS STRUT, 3/8-16....	2
10	39542	GAS SHOCK,SCISSORS*** .....	2
11	96039	POT HOLE GUARD,LT,WLDMT.....1 (battery pack side)	
12	96541	CAM FOLLOWER,1.125X.375,DELFIN....	2
13	34742	PIN,CLEVIS,.375 X 1.75 LG.....	2
--	12016	PIN,COTTER,.125 X .75	
--	5397	WASHER,FLAT,USS,5/16",Y	
14	6564	WASHER,SHIM,.765X1.312 X.093** .....	2
15	96423	RUE RING,3/4 PIN.....	2
16	6898	WASHER,SHIM,.625 X 1.188X.064.....	2
17	96134	PIN,CLEVIS,.625 X 1.56,ZINC PL....	2
18	84574	POTHLE BELL CRNK LINK ASSYGS30.....	2
--	96642	BEARING,0.75IDX1.00ODX1.38L....	2
19	96085	WASHER,THRUST,.63 X 1.13 X .06.....	4
20	96038	POT HOLE GUARD,RT,WLDMT.....1 (ground controls side)	
21	105275	BRACKET,LIMIT SWITCH MTG*** (from SN GS3008B-91073 and GS3008C-101)	
22	96317	GROUND STRAP,12"LG*** .....	1
23	96948	SWITCH,LIMIT,W/ROLLER ARM*** .....	2
--	19491	CONTACTOR,LIMIT SWITCH	
--	97128	ROLLER ARM,LIMIT SWITCH***	

206.1 Pothole Protection Assembly, GS-2032, GS-2632, GS-3232, GS-2046, GS-2646, GS-3246



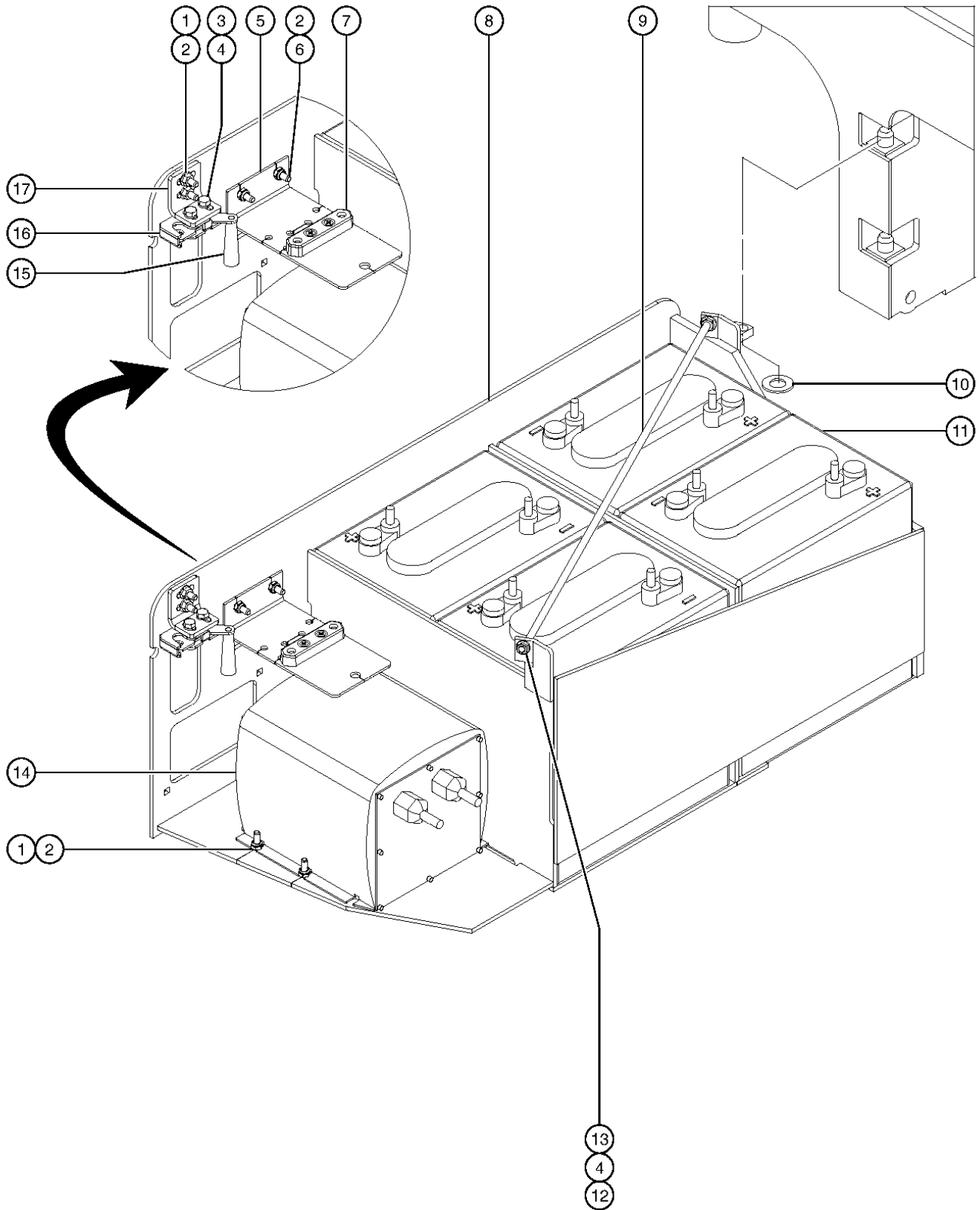


206.1 Pothole Protection Assembly, GS-2032, GS-2632, GS-3232, GS-2046, GS-2646, GS-3246

Item	Part No.	Description	Qty.	Item	Part No.	Description	Qty.
1	96839	ASSY,POT HOLE PUSHER,GS***		25	6097	WASHER,FLAT,USS,3/8",Y	
2	96524	WLDMT/ASSY, PH GUIDE,GS30/32 GS-2032, GS-2632, GS-3232		26	96948	SWITCH,LIMIT,W/ROLLER ARM***.....2 (down limit switch)	
--	96408	BEARING,1.523IDX1.75ODX0.63L		--	19491	CONTACTOR,LIMIT SWITCH	
2A	105069	WLDMT/ASSY,PH GUIDE,GS46.....2 GS-2046, GS-2646, GS-3246		--	49775	SCREW,PHILLIPS,PHM,10-32X 1.75	
--	96408	BEARING,1.523IDX1.75ODX0.63L		--	6146	WASHER,FLAT,MS,#10,Y	
3	60790	BOLT,CARRIAGE,3/8-16 X1.50,G5		--	6178	NUT,NYLOCK,10-32	
4	4828	NUT,NYLOCK,3/8-16		--	97128	ROLLER ARM,LIMIT SWITCH***	
5	96637	PLATE, POTHOLE LINK		27	96085	WASHER,THRUST,.63 X 1.13 X .06	
6	96422	RUE RING,5/8 PIN					
7	96135	PIN,CLEVIS,.625 X 1.88,ZINC PL					
7A	105156	BUSHING,FLNGD,.63 X .77 X .38...4					
8	96643	PIN, POTHOLE LINK PIVOT					
9	5397	WASHER,FLAT,USS,5/16",Y					
10	78086	BALL STUD, GAS STRUT, 3/8-16					
11	39542	GAS SHOCK,SCISSORS***					
12	96639	WELDMENT, POTHOLE, LEFT SIDE GS-2032, GS-2632, GS-2046, GS-2646, GS-3246 (battery pack side)					
12A	109894	WLDMT,POTHOLE,LT,OR GS-3232 (battery pack side)					
13	84574	POTHL BELL CRNK LINK ASSYGS30					
--	96642	BEARING,0.75IDX1.00ODX1.38L					
14	12016	PIN,COTTER,.125 X .75					
15	34742	PIN,CLEVIS,.375 X 1.75 LG.					
16	96541	CAM FOLLOWER,1.125X.375,DELTRIN					
17	96423	RUE RING,3/4 PIN					
18	6564	WASHER,SHIM,.765X1.312 X.093**					
19	55355	SPACER,.75ID X 1.5OD X 1/4THK					
20	6898	WASHER,SHIM,.625 X 1.188X.064					
21	96638	WELDMENT, POTHOLE, RIGHT SIDE GS-2032, GS-2632, GS-2046, GS-2646, GS-3246 (ground controls side)					
21A	109893	WLDMT,POTHOLE,RT,OR.....2 GS-3232 (ground controls side)					
22	105060	GROUND STRAP, 8"LG					
23	64154	BOLT,CARRIAGE,3/8-16 X1.00,G5					
24	6700	WASHER,STAR,EXTERNAL,.375					



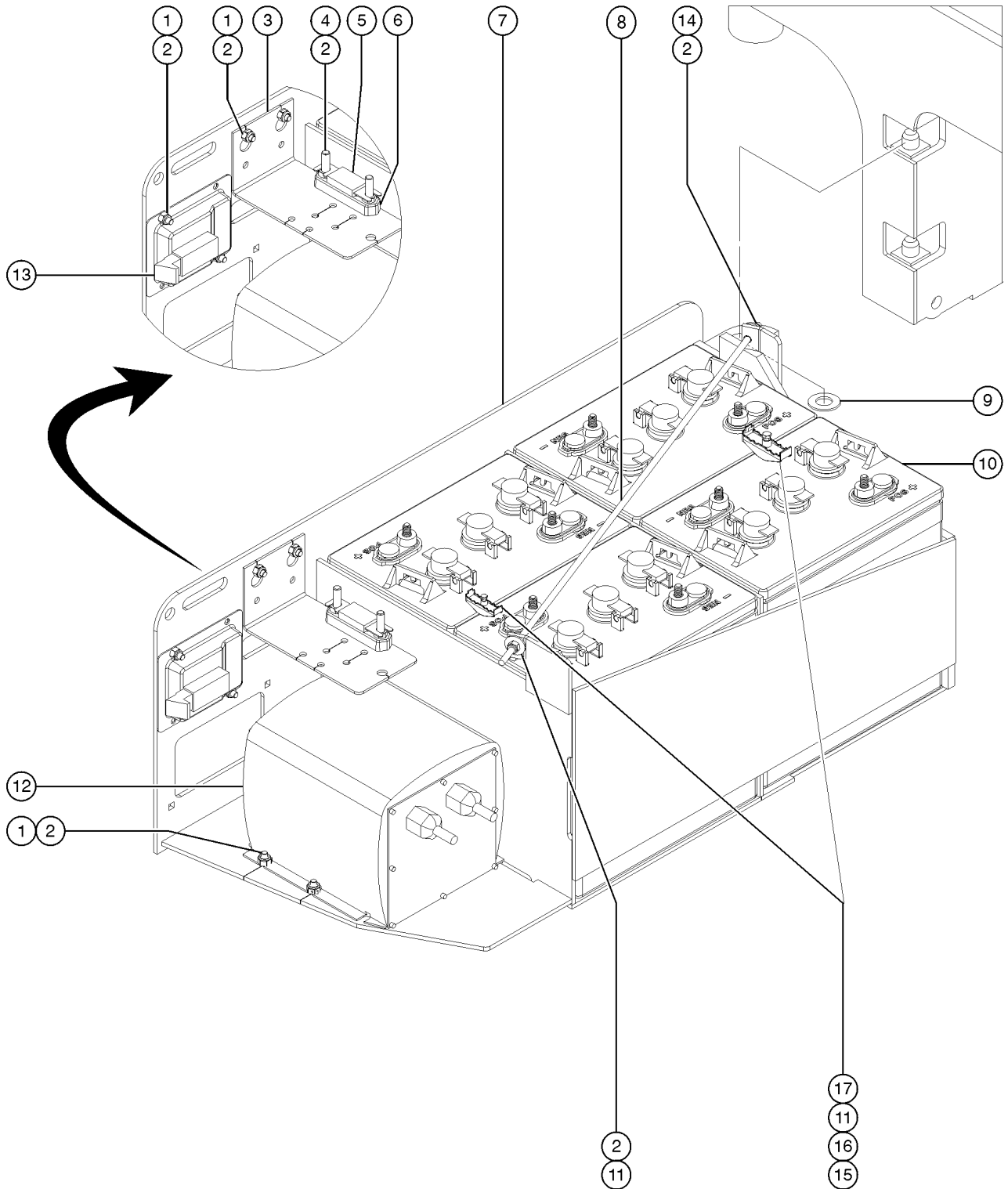
207.1 Battery Pack Module (to SN GS3007A-90292, GS3007B-85535, GS3207-85959, GS4607-85667)



207.1 Battery Pack Module (to SN GS3007A-90292, GS3007B-85535, GS3207-85959,  
GS4607-85667)

Item	Part No.	Description	Qty.
1	18504	NUT,LOCKING-LG.FLANGE,1/4-20	
2	79456	BOLT,CARRIAGE,1/4-20 X 1.00,G2	
3	6090	SCREW,HHC,1/4-20 X .75	
4	6356	WASHER,LOCK,.25	
5	145284	FORMING,FUSE BRACKET.....1	
6	6889	NUT,LP NYLOCK,1/4-20	
7	66717	FUSE BLOCK, ANN & ANL FUSE...1 (includes mounting fasteners)	
--	40833	FUSE,275 AMP,VERY FAST ACTING	
8	97125	BATTERY TRAY ASSY W/WORDS***.....1 (USA, Canada, Australia)	
8A	97126	BATTERY TRAY ASSY W/SYMBOLS*** (Europe, Asia, South America)	
9	30784-2550	THREADED ROD,(1/4-20),25.50.....1	
10	33278	WASHER,FLAT,.75 HARDENED	
11	76502	BATTERY,T105 W/LPT,3 CAP,DRY**.....4	
--	18503	NUT,LOCKING-LG.FLANGE,5/16-18.8	
11A	105150	BATTERY,MAINTENANCE FREE,6V***	
12	6091	NUT,NYLOCK,1/4-20	
13	6638	WASHER,FLAT,USS,1/4"Y	
14		Ref. Battery Charger (refer to 208.1)	
15	105221	HANDLE, LATCH, TRAY.....1 (to SN GS3207-84824 and GS4607-84402)	
16	105319	LATCH,BATT/HYDR TRAY***.....1	
17	96113	BRACKET,TRAY LATCH (to SN GS3207-84824 and GS4607-84402)	

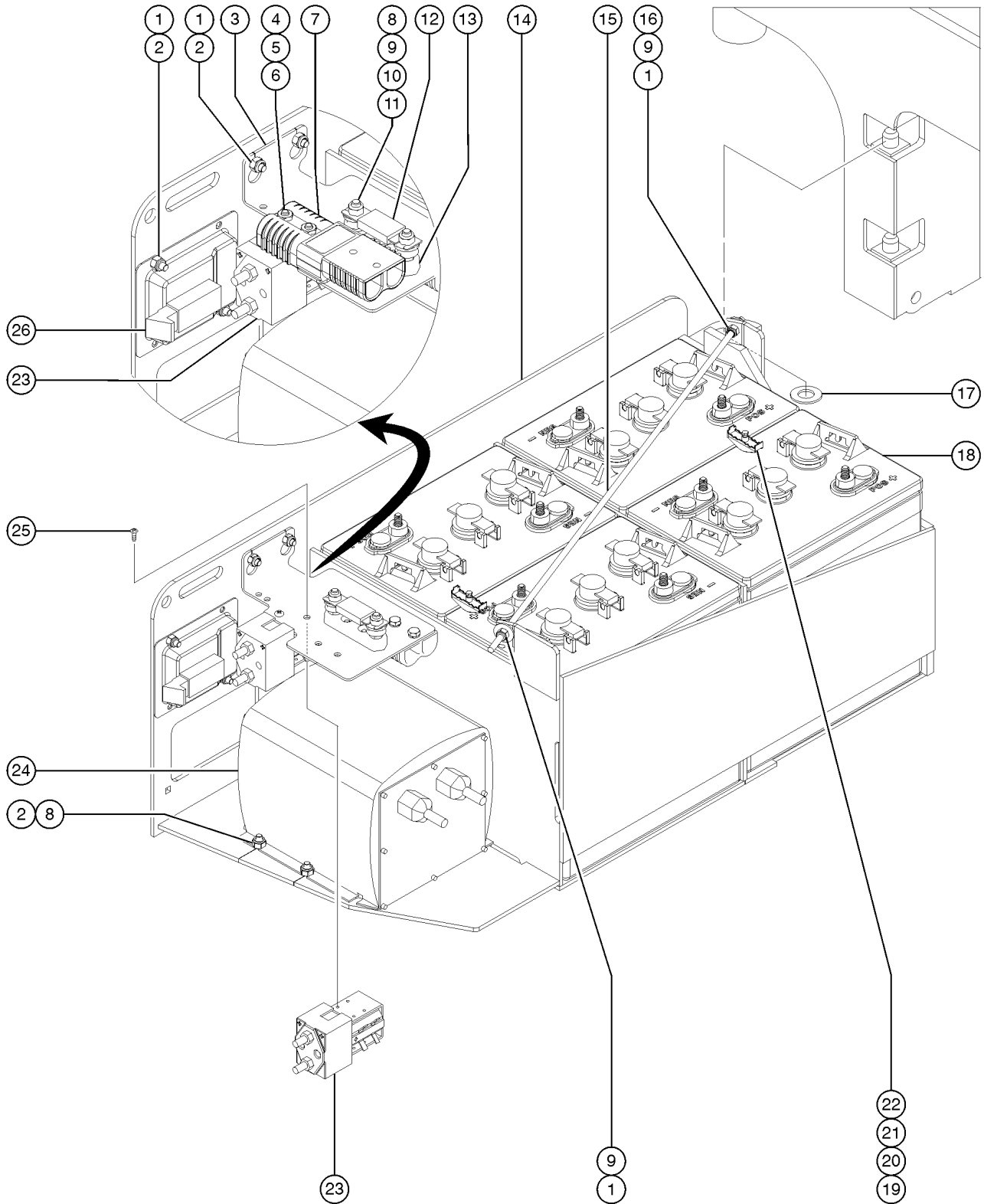
207.2 Battery Pack Module (from SN GS3007A-90293 to GS3011A-110827, from GS3007B-85536, from GS3008C-101 to GS3012C-10009, from GS3207-85960 to GS3211A-97903 , from GS3208C-101 to GS3212C-1386, from GS4607-85668 to GS4611A-97982, and from GS4609C-101 to G



207.2 Battery Pack Module (from SN GS3007A-90293 to GS3011A-110827, from GS3007B-85536, from GS3008C-101 to GS3012C-10009, from GS3207-85960 to GS3211A-97903 , from GS3208C-101 to GS3212C-1386, from GS4607-85668 to GS4611A-97982, and from GS4609C-101 to G

Item	Part No.	Description	Qty.
1	6878	BOLT,CARRIAGE,1/4-20 X .75,G2	
2	6091	NUT,NYLOCK,1/4-20	
3	145284	FORMING,FUSE BRACKET.....1	
4	13000	SCREW,HHC,5/16-18 X 1.25	
5	40833	FUSE,275 AMP,VERY FAST ACTING	
6	66717	FUSE BLOCK, ANN & ANL FUSE...1 (includes mounting fasteners)	
7	115156	BATTERY TRAY ASSEMBLY W/WORD DECALS.....1 (USA, Canada, and Australia)	
7A	115157	BATTERY TRAY ASSEMBLY W/SYMBOL DECALS (Europe, Asia, South America)	
8	30784-2550	THREADED ROD,(1/4-20),25.50.....1	
9	33278	WASHER,FLAT,.75 HARDENED	
10	76502	BATTERY,T105 W/LPT,3 CAP,DRY**.....4	
--	18503	NUT,LOCKING-LG.FLANGE,5/16-18.8	
10A	105150	BATTERY,MAINTENANCE FREE,6V***	
11	6638	WASHER,FLAT,USS,1/4"Y	
12		Ref. Battery Charger (Refer to 208.1)	
13	55675	LATCH, LRG PADDLE HANDLE GS90.....1	
14	6889	NUT,LP NYLOCK,1/4-20.....1	
15	105209	CLAMP,CABLE & HOSE	
16	6145	SCREW,HHC,1/4-20 X 1.5	
17	18504	NUT,LOCKING-LG.FLANGE,1/4-20	

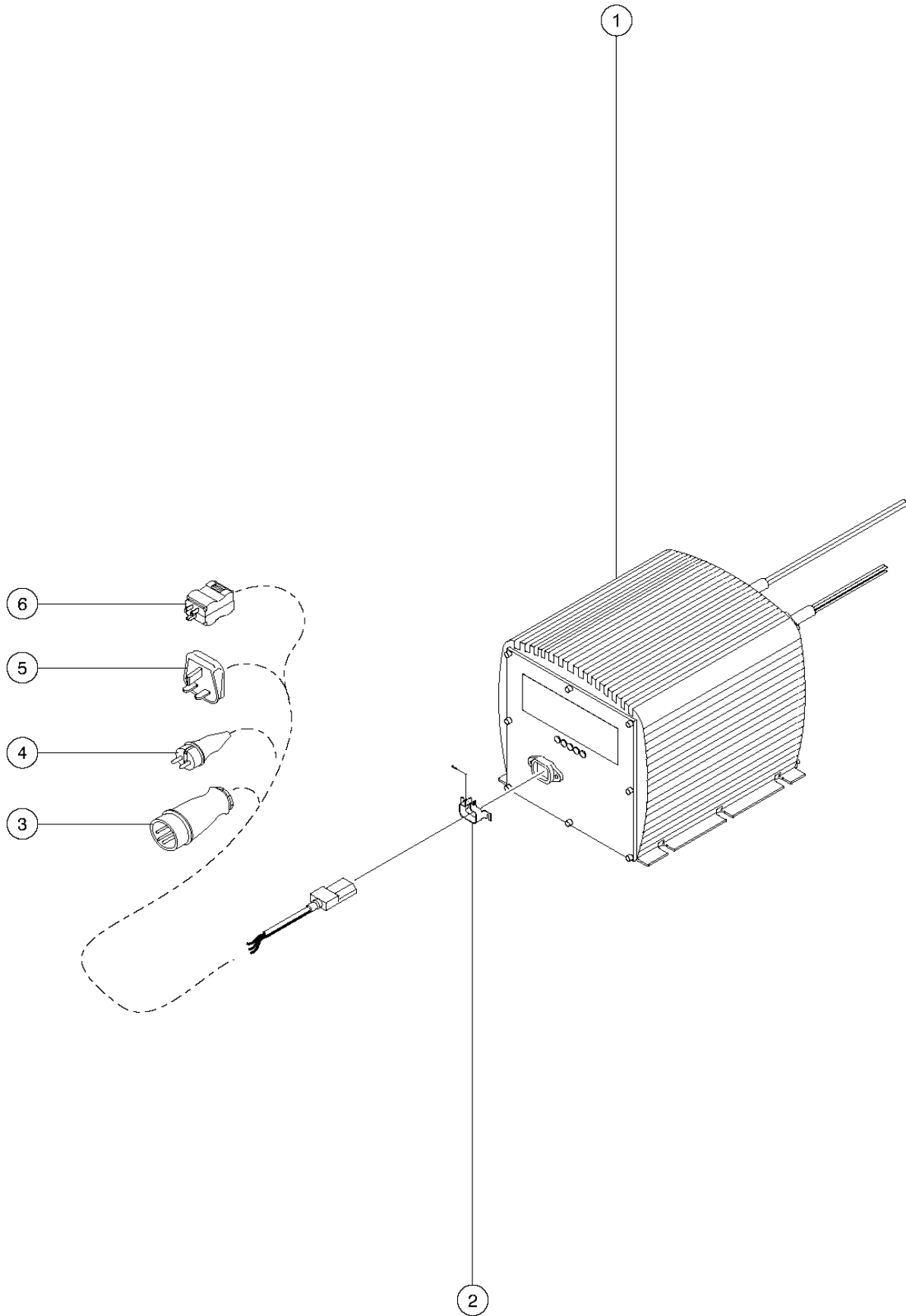
207.3 Battery Pack Module (from SN GS3011A-110828, from GS3012C-10010, from SN GS3211A-97904 , from GS3212C-1387, from GS4611A-97983, and from GS4612C-1386)



## 207.3 Battery Pack Module (from SN GS3011A-110828, from GS3012C-10010, from SN GS3211A-97904 , from GS3212C-1387, from GS4611A-97983, and from GS4612C-1386)

Item	Part No.	Description	Qty.
1	6091	NUT,NYLOCK,1/4-20.....	6
2	6878	BOLT,CARRIAGE,1/4-20 X .75,G2.....	8
3	232531	FORMING,CONTACTOR MOUNT,GS.....	1
4	66094	NUT-THIN HEAVY HEX, 1/4-20.....	4
5	6356	WASHER,LOCK,.25.....	4
6	8915	SCREW,HHC,1/4-20 X 1.25.....	4
7	66397	QUICK DISCONNECT CASING,BATT**.....	2
8	6782	NUT,NYLOCK,5/16-18.....	2
9	5397	WASHER,FLAT,USS,5/16",Y.....	2
10	18503	NUT,LOCKING-LG.FLANGE,5/16-18.2	
11	105273	SCREW,HEX HD,NO SLOT,#14X.50.....	2
12	40833	FUSE,275 AMP,VERY FAST ACTING.....	1
13	66717	FUSE BLOCK, ANN & ANL FUSE...1 <i>(includes mounting fasteners)</i>	
14	233366	ASSY,GS BATTERY TRAY <i>(includes items 3, 15 and 24. Does not include decals. To order decals, please refer to Section 1)</i>	
15	30784-2550	THREADED ROD,(1/4-20),25.50.....	1
16	6889	NUT,LP NYLOCK,1/4-20.....	1
17	33278	WASHER,FLAT,.75 HARDENED	
18A	76502	BATTERY,T105 W/LPT,3 CAP,DRY**.....	4
--	18503	NUT,LOCKING-LG.FLANGE,5/16-18.8	
18B	105150	BATTERY,MAINTENANCE FREE,6V***.....	4
19	105209	CLAMP,CABLE & HOSE.....	2
20	6145	SCREW,HHC,1/4-20 X 1.5.....	2
21	6638	WASHER,FLAT,USS,1/4"Y.....	2
22	18504	NUT,LOCKING-LG.FLANGE,1/4-20.2	
23	74267	CONTACTOR,DRIVE,24V,180A***...1	
24		Ref. Battery Charger <i>(Refer to 206.1)</i>	
25	49818	SCREW,PHILLIPS,PHM,10-32 X .38.....	2
26	55675	LATCH, LRG PADDLE HANDLE GS90.....	1

208.1 Battery Charger



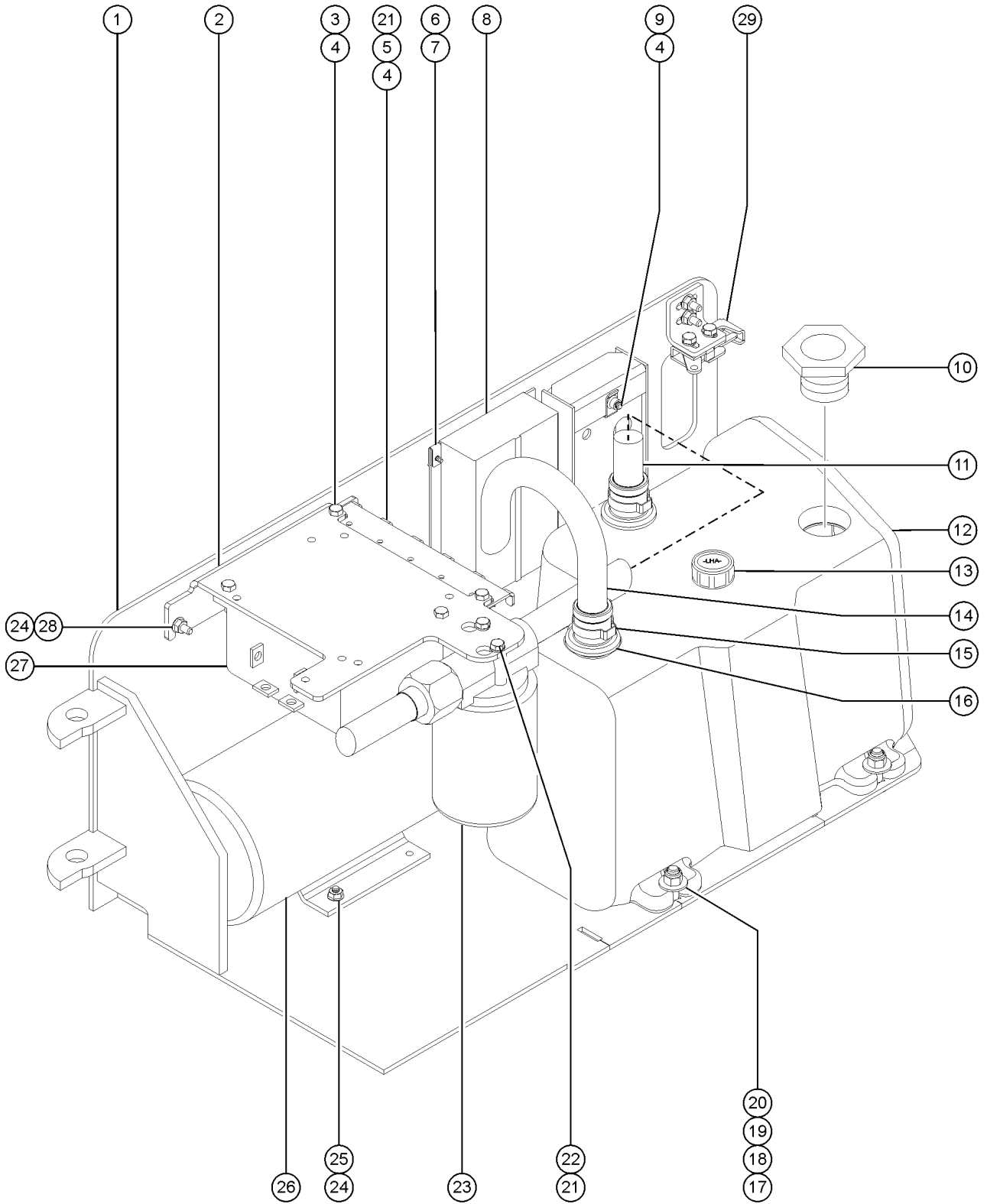


208.1 Battery Charger

Item	Part No.	Description	Qty.
--	105334	CONNECTOR, IEC CHARGER CORD <i>for 5-LED battery charger</i>	
--	97059	FUSE, BATTERY CHARGER*** <i>for 5-LED battery charger</i>	
1A	105739	CHARGER, BAT, 24VDC, H/LO GEN2.....	1
--	144180	MANUAL, OWNERS, CHARGER, 105739	
1B		Ref. Field Assembly Recessed Charger Plug <i>(refer to 405.1)</i>	
1C	219480	KIT, BATTERY CHARGER, 24V <i>(includes 105739 charger, fasteners, ring terminals and instructions for field installation)</i>	
2	55010	LOCK, CONNECTOR.....	1 <i>(includes fasteners)</i>
3	71706	POWER CORD, UK 110.....	1
4A	55019	POWER CORD, NOVON***..... <i>(to SN GS3010A-99384; GS3210A-94947; GS4610A-95412; GS3010C-2264; GS3210C-422; GS4610C-125)</i>	1
4B	144130	POWER CORD, IEC 320, 115" <i>(from SN GS3010A-99385; GS3210A-94948; GS4610A-95413; GS3010c-2265; GS3210C-423; GS4610C-126)</i>	
5	55018	POWER CORD, UK-HIGH VOLTAGE***.....	1
6	55021	POWER CORD, US 110***.....	1



209.1 Power Unit Module, All Models (to SN GS3007A-90292, GS3007B-85535, GS3207-85959, and GS4607-85667)

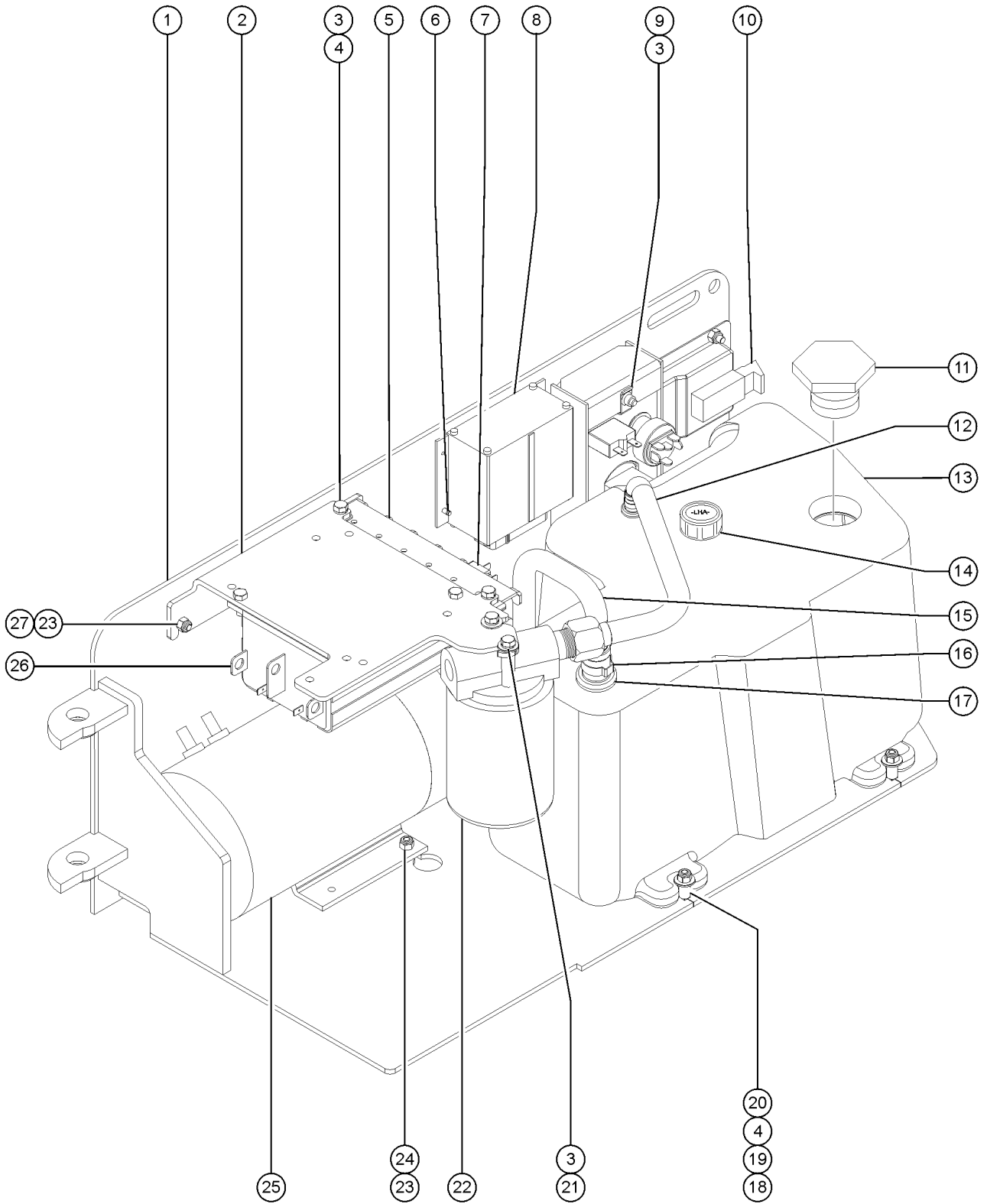


209.1 Power Unit Module, All Models (to SN GS3007A-90292, GS3007B-85535, GS3207-85959, and GS4607-85667)

Item	Part No.	Description	Qty.	Item	Part No.	Description	Qty.
1	84398	HYDR TRAY ASSY W/WORDS,2003MIN.....1 <i>USA, Canada, Australia</i>	1	14	96354	TUBE, ASSY, DRAW.....1	1
1A	84400	HYDR TRAY ASSY W SYMBOLS 30MIN <i>Europe, Asia, South America</i>		15	96855	CLAMP,HOSE,1 EAR,1-1/16*** .....2	2
2	96215	FORMING,FILTER-CNTRLR MOUNT.....1 <i>to SN GS3005A-79065 and GS3005B-76765</i>	1	16	96709	GROMMET,SLAB HYD TANK***.....2	2
--	105308	FORMING, FILTER-CNTRLR MOUNT <i>ANSI and CE models; from SN GS3005A-79066 and GS3005B-76766</i>		17	9116	BOLT,CARRIAGE,1/4-20 X 1.25,G2	
--	56302	RELAY,24VDC,40/30A,SEALED***..1 <i>ANSI and CSA (not shown)</i>	1	18	96699	SLEEVE,TANK SUPPORT.....4	4
3	6888	SCREW,HHC,1/4-20 X 1		19	6638	WASHER,FLAT,USS,1/4"Y	
4	56912	SPRING CLIP,1/4-20,.025-.15X.5		20	6889	NUT,LP NYLOCK,1/4-20	
5	105309	FORMING, RELAY MOUNT.....1 <i>CE models; from SN GS3005A-79066 and GS3005B-76766</i>	1	21	6090	SCREW,HHC,1/4-20 X .75	
--	56302	RELAY,24VDC,40/30A,SEALED*** ..5 <i>CE models</i>	5	22	6356	WASHER,LOCK,.25	
6	71989	SPRING CLIP, 10-24		23		Ref. Filter Assembly <i>refer to 501.1</i>	
7	73587	SCREW,PHIL,10-24 X .75		24	18504	NUT,LOCKING-LG.FLANGE,1/4-20	
8	100839	ECU,SLAB/GR GEN 5*** .....1	1	25	14297	SCREW,BHHS,1/4-20 X .75	
--	105288	KIT,GEN5 ECU AND MOUNTING***		26		Ref. Power Unit <i>refer to 505.1</i>	
--	39520	RECEPTACLE,FEMALE,36 CONTACT		27A	1257204	KIT,MTR CNTRLR REPLACEMENTGS30%.....1 <i>must have 232534 KIT,CONTACTOR,GS previously installed</i>	1
--	39521	RECEPTACLE,ANTI-BACKOUT		27A	218236	CONTROLLER,MOTOR.....1 <i>(for machines that have had a contactor kit previously installed)</i>	1
--	39673	CONTACT,14-20GA.		27B	1257205	KIT,MTR CNTL.REPLACEMENT,GS46%.....1 <i>must have 232534 KIT,CONTACTOR,GS previously installed</i>	1
--	51577	RECEPTACLE,FEMALE 18 CONT.		27B	218507	KIT,MTR CNTRLR W/CONTACTOR,GS.....1 <i>(for machines from GS3004-62711 to GS3005-75999, GS3204-51481 to GS3209-94602 &amp; GS4604-50781 to GS4609-95192 that have not had a contactor kit previously installed)</i>	1
--	51578	RECEPTACLE ANTIBACKOUT,18 CONT		27C	219554	KIT,CONTACTOR,W INV.....1 <i>for machines with inverter option from GS3005A-76000 to GS3011A-110828, GS3205B-76000 to GS3008B-97889, GS3204-51481 to GS3209-94602 &amp; GS4604-50781 to GS4609-95192 that have not had a contactor kit previously installed</i>	1
9	14297	SCREW,BHHS,1/4-20 X .75		27D	232534	KIT,CONTACTOR,GS.....1	1
10	66204	FILLER CAP(PLUG 1-1/2" NPT HEX.....1	1	28	79456	BOLT,CARRIAGE,1/4-20 X 1.00,G2.....1	1
11	96355	TUBE, ASSY, RETURN.....1	1	29		Ref. Rotary Latch.....1 <i>refer to 207.1</i>	1
--	96357	TUBE, RETURN					
12	226163	HYD. TANK KIT, GS30,32,46 <i>includes items 15 and 16</i>					
--	105072	KIT,HYD TANK MTG HARDWARE <i>includes items 17-20</i>					
--	T109012	TANK,HYD, SLAB SCISSORS.....1	1				
13	78546	BREATHER CAP,HYD. TANK,1/4 NPT.....1	1				



209.2 Power Unit Module (from SN GS3007A-90293, GS-3007B-85536, GS-3008C-101, GS3207-85960, GS3208C-101, GS4607-85668, and GS4609C-101)

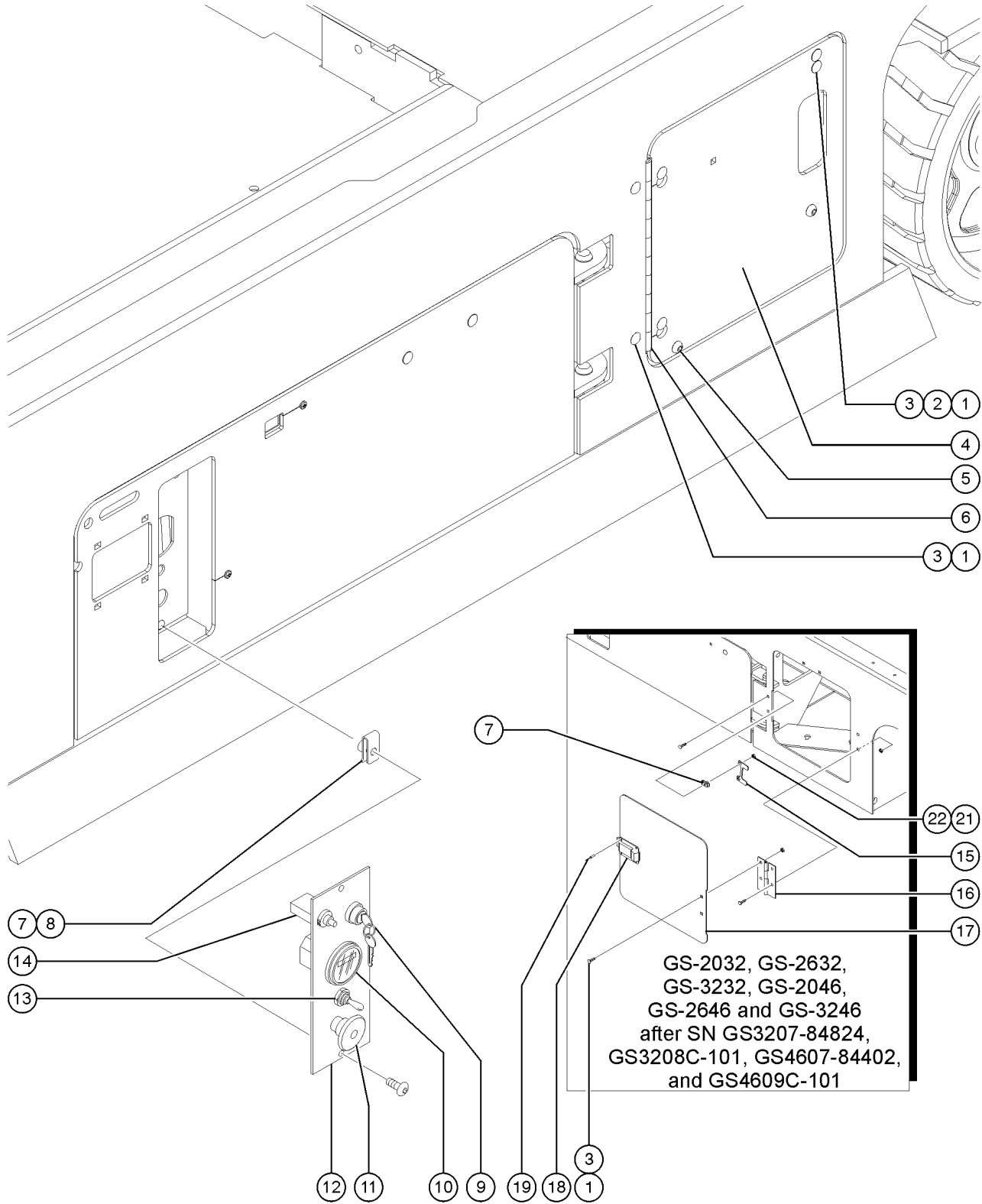


209.2 Power Unit Module (from SN GS3007A-90293, GS-3007B-85536, GS-3008C-101, GS3207-85960, GS3208C-101, GS4607-85668, and GS4609C-101)

Item	Part No.	Description	Qty.	Item	Part No.	Description	Qty.
1	115158	MODULE TRAY ASSEMBLY W/WORD DECALS.....1 <i>USA, Canada, Australia</i>	1	15	96354	TUBE, ASSY, DRAW.....1	1
1A	115159	MODULE TRAY ASSEMBLY W/SYMBOL DECALS.....1 <i>Europe, Asia, South America</i>	1	16	96855	CLAMP,HOSE,1 EAR,1-1/16*** .....2	2
2	105308	FORMING, FILTER-CNTRLR MOUNT.....1 <i>ANSI and CE Models</i>	1	17	96709	GROMMET,SLAB HYD TANK***.....2	2
3	6090	SCREW,HHC,1/4-20 X .75		18	9116	BOLT,CARRIAGE,1/4-20 X 1.25,G2.....3	3
4	6638	WASHER,FLAT,USS,1/4"Y		19	96699	SLEEVE,TANK SUPPORT	
5	105309	FORMING, RELAY MOUNT.....1 <i>CE Models</i>	1	20	6889	NUT,LP NYLOCK,1/4-20	
6	49816	SCREW,PHILLIPS,PHM,10-32 X .75		21	6356	WASHER,LOCK,.25	
7	78098	RELAY,24VDC,40/30A,SLD W/BRKT*.....1 <i>ANSI and CSA Models</i>	1	22		Ref. Filter Assembly <i>refer to figure 501.1</i>	
7A	78098	RELAY,24VDC,40/30A,SLD W/BRKT*.....5 <i>CE Models</i>	5	23	18504	NUT,LOCKING-LG.FLANGE,1/4-20	
8	100839	ECU,SLAB/GR GEN 5***.....1	1	24	14297	SCREW,BHHS,1/4-20 X .75	
--	105288	KIT,GEN5 ECU AND MOUNTING***		25		Ref. Power Unit <i>refer to figure 505.1</i>	
--	39520	RECEPTACLE,FEMALE,36 CONTACT		26A	1257204	KIT,MTR CNTRLR REPLACEMENTGS30%.....1 <i>must have 232534 KIT,CONTACTOR,GS previously installed</i>	1
--	39521	RECEPTACLE,ANTI-BACKOUT		26B	1257205	KIT,MTR CNTL.REPLACEMENT,GS46%.....1 <i>must have 232534 KIT,CONTACTOR,GS previously installed</i>	1
--	39673	CONTACT,14-20GA.		26C	219554	KIT,CONTACTOR,W INV.....1 <i>for machines with inverter option from GS3005A-76000 to GS3011A-110828, GS3205B-76000 to GS3008B-97889, GS3204-51481 to GS3209-94602 &amp; GS4604-50781 to GS4609-95192 that have not had a contactor kit previously installed</i>	1
--	51577	RECEPTACLE,FEMALE 18 CONT.		26D	232534	KIT,CONTACTOR,GS.....1	1
--	51578	RECEPTACLE ANTIBACKOUT,18 CONT		27	79456	BOLT,CARRIAGE,1/4-20 X 1.00,G2	
9	56912	SPRING CLIP,1/4-20,.025-.15X.5					
10	55675	LATCH, LRG PADDLE HANDLE GS90.....1	1				
--	6091	NUT,NYLOCK,1/4-20					
--	6878	BOLT,CARRIAGE,1/4-20 X .75,G2					
11	66204	FILLER CAP(PLUG 1-1/2" NPT HEX.....1	1				
12	96355	TUBE, ASSY, RETURN.....1	1				
--	96356	TUBE, DRAW					
13	226163	HYD. TANK KIT, GS30,32,46 <i>includes items 16 and 17</i>					
--	105072	KIT,HYD TANK MTG HARDWARE <i>includes items 4, 18, 19 and 20</i>					
--	T109012	TANK,HYD, SLAB SCISSORS					
14	78546	BREATHER CAP,HYD. TANK,1/4 NPT.....1	1				



210.1 Ground Controls, All Models

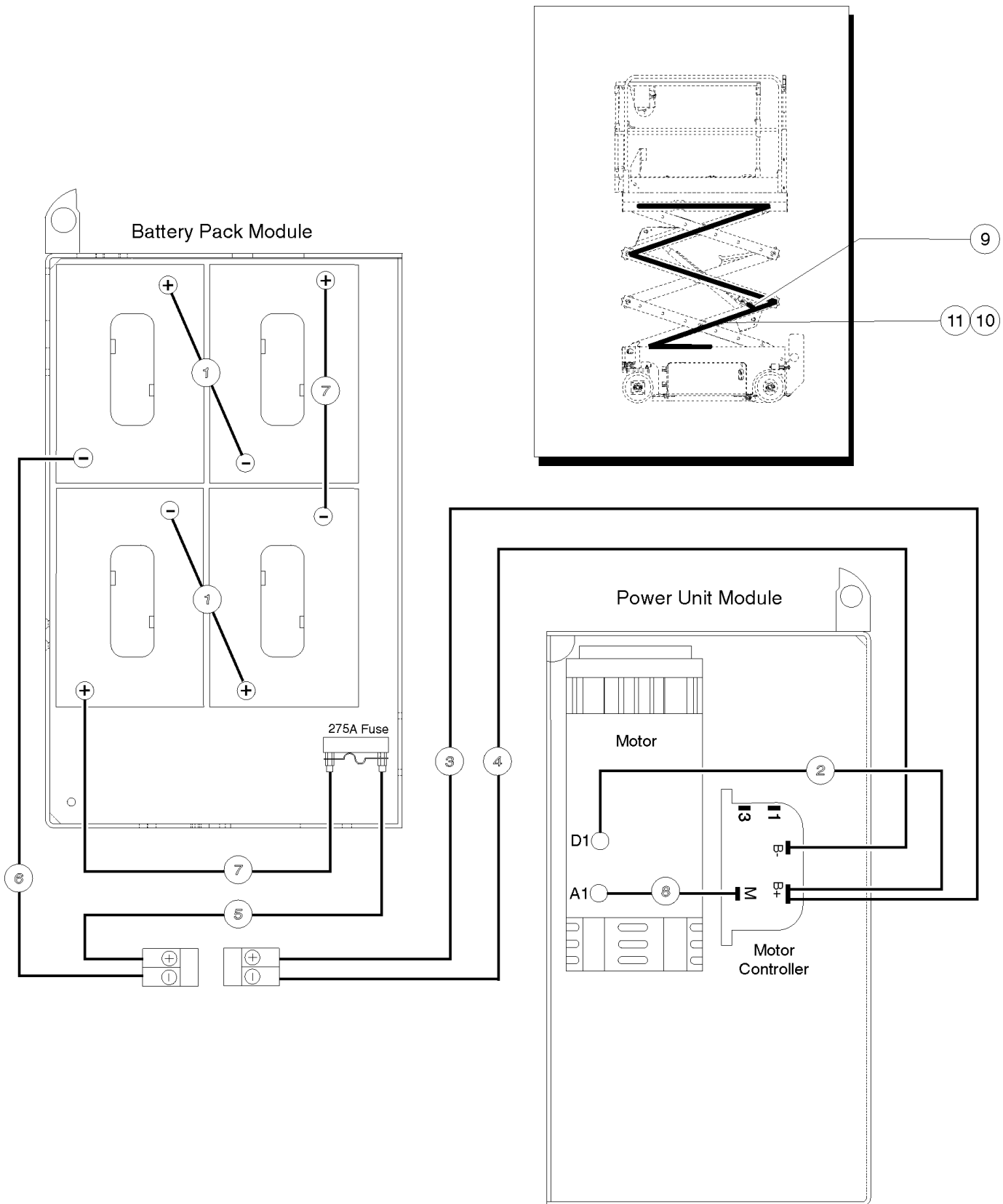


210.1 Ground Controls, All Models

Item	Part No.	Description	Qty.	Item	Part No.	Description	Qty.
1	6878	BOLT,CARRIAGE,1/4-20 X .75,G2		16A	105573	HINGE,ACCESS DOOR***.....1 GS-2032, GS-2632, GS-2046, GS-2646, GS-3232, GS-3246 (from SN GS3207-84825 to 08-89822, from SN GS4607-84403 to 08-89725)	
2		Ref. Rotary Latch Mounting Bracket (refer to 207.1)		16B	105734	HINGE,ACCESS DOOR(13G).....1 GS-2032, GS-2632, GS-2046, GS-2646, GS-3232, GS-3246 (from SN GS3208-89823, GS3208C-101, GS4608-89726 and GS4609C-101)	
3	18504	NUT,LOCKING-LG.FLANGE,1/4-20		17A	105571	PLATE,SIDE DOOR***.....1 GS-2032, GS-2632, GS-2046, GS-2646, GS-3232, GS-3246 (from SN GS3207-84825 to 08-89822, from SN GS4607-84403 to 08-89725)	
4	97271	MANIFOLD DOOR ASSY, GS46.....1 GS-2032, GS-2632, GS-2046, GS-2646, GS-3246 (to SN GS3207-84824 and GS4607-84402)		17B	105732	PLATE,SIDE DOOR***.....1 GS-2032, GS-2632, GS-2046, GS-2646, GS-3232, GS-3246 (from SN GS3208-89823, GS3208C-101, GS4608-89726 and GS4609C-101)	
5	35059	SCREW,BHHS,3/8-16 X .75		18A	71875	SPRING CLIP,1/4 TURN,,188PANEL.....1 GS-2032, GS-2632, GS-2046, GS-2646, GS-3232, GS-3246 (from SN GS3207-84825 to 08-89822, from SN GS4607-84403 to 08-89725)	
6	79136	HINGE, ACCESS DOOR GS68.....1 (to SN GS3207-84824 and GS4607-84402)		18A	71876	STUD, 1/4 TURN, .35 LONG.....1 GS-2032, GS-2632, GS-2046, GS-2646, GS-3232, GS-3246 (from SN GS3207-84825 to 08-89822, from SN GS4607-84403 to 08-89725)	
7	56912	SPRING CLIP,1/4-20,.025-.15X.5.....2		18A	71877	KEEPER, 1/4 TURN FASTENER.....1 GS-2032, GS-2632, GS-2046, GS-2646, GS-3232, GS-3246 (from SN GS3207-84825 to 08-89822, from SN GS4607-84403 to 08-89725)	
8	14297	SCREW,BHHS,1/4-20 X .75		18B	105759	LATCH,COMPRESSION,SMALL.....1 GS-2032, GS-2632, GS-2046, GS-2646, GS-3232, GS-3246 (from SN GS3208-89823, GS3208C-101, GS4608-89726 and GS4609C-101)	
9	96008-S	KEYSWITCH,3 POS.W/KEYS***.....1 (includes 1 pair of keys)		19	6272	RIVET,STL,ST.MAN,P,.125 X .25.....2	
--	37947	KEYS,10 PACK***		21	18504	NUT,LOCKING-LG.FLANGE,1/4-20	
--	83093	KEY SINGLE***		21A	6889	NUT,LP NYLOCK,1/4-20 GS-3232	
--	85239	NUT,RETAINER (96008)		22	6878	BOLT,CARRIAGE,1/4-20 X .75,G2	
--	96010	SCREW,PHILLIPS,PHM,8-32 X.25** (includes tooth washer)		22A	43137	SCREW,PHM,1/4-20 X .75 GS-3232	
10	19506	HOUR METER,10-80 VOLTS***.....1 (includes mounting bracket)					
--	105672	BRACKET,MOUNTING,HR METER					
11	66812	BUTTON,PUSH,RED MUSHROOM HEAD.....1					
--	66817	BASE WITH 1 NC CONTACT, E-STOP (includes 1 each N.C. contact)					
--	66818	CONTACT,NC					
12	84390	GRND CNTRL PANEL ASSY,2003MINI.....1					
13	T114691	ASSY,SWITCH,TOGGLE,SPDT*****.1 (direct replacement for 96418)					
14	96452	CIRCUIT BREAKER,7.0 AMP***.....1					
14A	65818	WASHER,LOCK,INTERNAL TOOTH,3/8.....1					
15A	105572	PLATE,SIDE DOOR STOP***.....1 GS-2032, GS-2632, GS-2046, GS-2646, GS-3232, GS-3246 (from SN GS3207-84825 to 08-89822, from SN GS4607-84403 to 08-89725)					
15B	105733	PLATE,SIDE DOOR STOP***.....1 GS-2032, GS-2632, GS-2046, GS-2646, GS-3232, GS-3246 (from SN GS3208-89823, GS3208C-101, GS4608-89726 and GS4609C-101)					



211.1 Electrical Wiring and Power Cables (models without contactor)





## 211.1 Electrical Wiring and Power Cables (models without contactor)

Item	Part No.	Description	Qty.	Item	Part No.	Description	Qty.
--	105214	CABLE TIE MOUNT, WINGED <i>(not shown)</i>		--	105576	ASSY,UP-LIMIT SW HARNESS GS-2032, GS-2632, GS-3232, GS-2046, GS-2646, GS-3246; CE Models (from SNs GS3206-84825, GS3208C-101, GS4606-84403, and GS4609C-101)	
--	56926	CLIP,TIE HARNESS MOUNT*** <i>(not shown)</i>		--	47662	HARNESS,ALARM ACCESSORY <i>(option)</i>	
--	59626	CLIP,TIE HARNESS MOUNT*** <i>(not shown)</i>		--	105992	HORN HARNESS <i>(option)</i>	
--	96522	STD CONTROL HARNESS, SLAB <i>(ANSI, CSA and Australia Models)</i>		--	51075	HARNESS,BEACON OPTION,SLAB GS-XX30	
--	96440	CE CONTROL HARNESS, SLAB <i>(CE Models)</i>		--	96459	HARNESS ASSEMBLY, INVERTER GS-1932, GS-2032, GS-2046, GS-2646, GS-3246	
--	96344	HARNESS ASSY, MAIN <i>(ANSI, CSA and Australia Models)</i>		--	105125	CABLE ASSY, INVERTER <i>(option)</i>	
--	96520	ASSY,MAIN HARNESS,CE <i>(CE Models)</i>		--	96502	ASSY,PRESS SW HARNESS <i>(CE Models)</i>	
--	96308	ASSY,LEVEL SENS HARNESS <i>(ANSI, CSA and Australia Models)</i>		--	96820	ASSY,RELAY HARNESS ANSI, CSA and Australia Models (to SNs GS3005A-79061, GS3005B-77035, GS3205-77044 and GS4605-76544)	
--	96521	ASSY,LEVEL SENS HARNESS,CE <i>(CE Models)</i>		--	105321	ASSY,RELAY HARNESS ANSI, CSA and Australia Models (from SNs GS3005A-79062, GS3005B-77036, GS3008C-101, GS3205-77045, GS3208C-101, GS4605-76545, GS4609C-101)	
--	96489	WIRE ASSY,ECU TO CHASSIS,GS30		--	56302	RELAY,24VDC,40/30A,SEALED*** <i>(ANSI and CSA Models)</i>	
--	105328	KIT,FEMALE PLUG, DTM <i>(repair kit)</i>		--	96429	ASSY, RELAY HARNESS, CE CE Models (to SNs GS3005A-79061, GS3005B-77035, GS3205-77044 and GS4605-76544)	
--	96387	ASSY,MOTOR CONTROL HARNESS <i>(ANSI, CSA and Australia Models)</i>		--	105320	ASSY,RELAY HARNESS,CE CE Models (from SNs GS3005A-79062, GS3005B-77036, GS3008C-101, GS3205-77045, GS3208C-101, GS4605-76545, GS4609C-101)	
--	96819	ASSY,MOTOR CONTRL HARN,CE <i>(CE Models)</i>		--	56302	RELAY,24VDC,40/30A,SEALED*** <i>(CE Models)</i>	
--	96309	ASSY,POTHOLE HARNESS,GS GS-30		--	105664	ASSY,22 FT LIMIT SWITCH,GS3232	
--	96853	ASSY,POTHOLE HARNESS GS32/GS46 GS-2032, GS-2632, GS-3232, GS-2046, GS-2646, GS-3246		--	109916	WIRE ASSY, OR SYS GS-3232	
--	105301	ASSY,UP LIMIT SW HARNESS,MINI GS-30 (to SNs GS3005A-80887, GS3005B-78124)		--	99089	CAPACITOR,4700MFD 25V <i>(CE Models)</i>	
--	105386	ASSY,UP LIMIT SW HARNESS,MINI GS-30 (to SNs GS3005A-80887 and GS3005B-78124)					
--	105386	ASSY,UP LIMIT SW HARNESS,MINI GS-30 (from SNs GS3005A-80888, GS3005B-78125, GS3008C-101)					
--	105322	ASSY,UP-LIMIT SW HARNESS GS-2032, GS-2632, GS-2046, GS-2646, GS-3246 <i>(CE Models)</i>					

211.1 Electrical Wiring and Power Cables (models without contactor)  
(continued)

Item	Part No.	Description	Qty.	Item	Part No.	Description	Qty.
--	40833	FUSE,275 AMP,VERY FAST ACTING		--	105328	KIT,FEMALE PLUG, DTM <i>(repair kit)</i>	
--	47124	INDUCTOR,47 MH,2.5AMP,.034OHM <i>(CE models only) (ECU Harness)</i>		--	105329	KIT, MALE RECEPTACLE, DTM <i>(repair kit)</i>	
--	87745	CONN,RECEP 12 WAY BLK,1 BUSS <i>(12 pin ground buss, wire harness)</i>		10C	96475	WIRE ASSEMBLY,GS2646/GS2632 <i>(platform to chassis)</i>	
1	96304	CABLE ASSY,BATT,5.50"RED.....2		--	105328	KIT,FEMALE PLUG, DTM <i>(repair kit)</i>	
2	96302	CABLE ASSY,BATT, 7.50" RED.....1		--	105329	KIT, MALE RECEPTACLE, DTM <i>(repair kit)</i>	
3	96298	CABLE ASSY.BATT.75",AND.RED.....1 <i>GS-30, GS-32</i>		10D	105641	WIRE ASSY,PLAT/CHASS,GS3232 <i>(outrigger controls from platform to ground controls)</i>	
3	96946	CABLE ASSY.BATT.90".AND.RED.....1 <i>GS-46</i>		--	105328	KIT,FEMALE PLUG, DTM <i>(repair kit)</i>	
4	96299	CABLE ASSY.BATT.75".AND.BLK.....1 <i>GS-30, GS-32</i>		--	105329	KIT, MALE RECEPTACLE, DTM <i>(repair kit)</i>	
4	96947	CABLE ASSY.BATT.90".AND.BLK.....1 <i>GS-46</i>		--	96476	WIRE ASSEMBLY,PLAT/CHASS, 32XX <i>(machine controller from platform to ground controls)</i>	
5	96300	CABLE ASSY,BATT,7.50",AND. RED.....1		10E	96476	WIRE ASSEMBY,PLAT/CHASS,GS3246	
6	105071	CABLE ASSY, BATT,19"AND.BLK.....1		--	105328	KIT,FEMALE PLUG, DTM <i>(repair kit)</i>	
7	96306	CABLE ASSY,BATT,9.50"RED.....2		--	105329	KIT, MALE RECEPTACLE, DTM <i>(repair kit)</i>	
8	96303	CABLE ASSY,BATT, 7.50" BLACK.....1		11	43956	WIRE CABLE,14/3 CON.TPE JKT*.....324-inches <i>GS-15XX</i>	
9	96307	HARNESS,LIFT CYL DN COIL.....1 <i>GS-30 (CE Models)</i>		--	43956	WIRE CABLE,14/3 CON.TPE JKT*.....396-inches <i>GS-19XX</i>	
9A	96852	HARNESS,LIFT CYL DOWN,S20/2646 <i>GS-2032, GS-2632, GS-3232, GS-2046, GS-2646 (CE models)</i>		--	43956	WIRE CABLE,14/3 CON.TPE JKT*.....420-inches <i>GS20XX</i>	
9B	96856	HARNESS,LIFT CYL DOWN,S3246 <i>(CE Models)</i>		--	43956	WIRE CABLE,14/3 CON.TPE JKT*.....540-inches <i>GS-26XX</i>	
10	96471	WIRE ASSEMBLY,PLAT/CHASS,15XX.....1		--	43956	WIRE CABLE,14/3 CON.TPE JKT*.....524-inches <i>GS-3232</i>	
--	105328	KIT,FEMALE PLUG, DTM <i>(repair kit)</i>		--	43956	WIRE CABLE,14/3 CON.TPE JKT*.....636-inches <i>GS-3246</i>	
--	105329	KIT, MALE RECEPTACLE, DTM <i>(repair kit)</i>					
10A	96473	WIRE ASSEMBLY,PLAT/CHASS,19XX					
--	105328	KIT,FEMALE PLUG, DTM <i>(repair kit)</i>					
--	105329	KIT, MALE RECEPTACLE, DTM <i>(repair kit)</i>					
10B	96474	WIRE ASSY,PLAT TO CHAS,GS20XX					

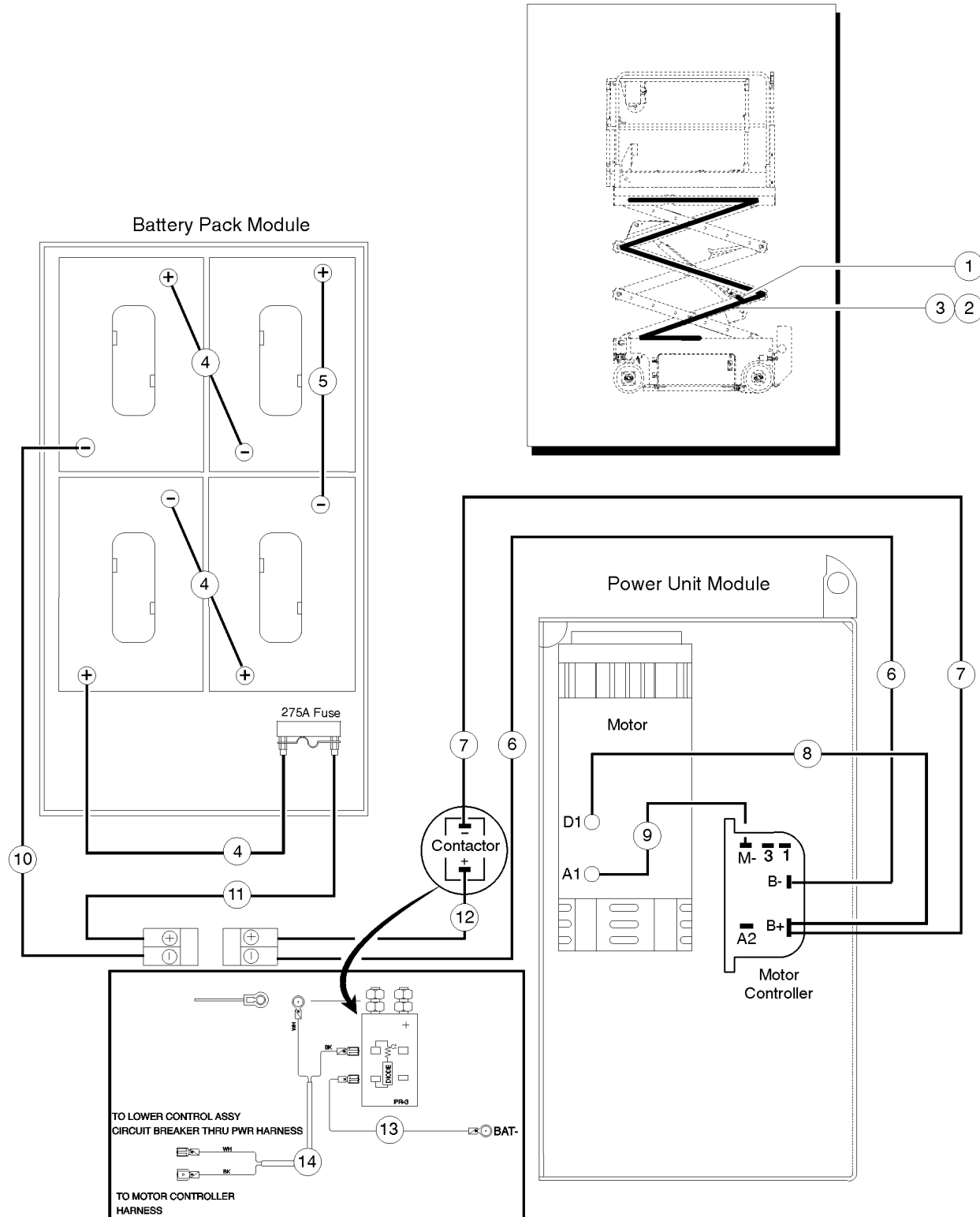


---

211.1 Electrical Wiring and Power Cables (models without contactor)  
(continued)

***This Page Intentionally Left Blank***

211.2 Electrical Wiring and Power Cables (models with contactor)



## 211.2 Electrical Wiring and Power Cables (models with contactor)

Item	Part No.	Description	Qty.	Item	Part No.	Description	Qty.
--	105214	CABLE TIE MOUNT, WINGED <i>not shown</i>		--	96459	HARNESS ASSEMBLY, INVERTER GS-1932, GS-2032, GS-2046, GS-2646, GS-3246	
--	56926	CLIP,TIE HARNESS MOUNT*** <i>not shown</i>		--	105125	CABLE ASSY, INVERTER <i>option</i>	
--	96522	STD CONTROL HARNESS, SLAB ANSI, CSA and Australia Models		--	96502	ASSY,PRESS SW HARNESS CE Models	
--	96440	CE CONTROL HARNESS, SLAB CE Models		--	96820	ASSY,RELAY HARNESS ANSI, CSA and Australia Models (to SNs GS3005A-79061, GS3005B-77035, GS3205-77044 and GS4605-76544)	
--	96344	HARNESS ASSY, MAIN ANSI, CSA and Australia Models		--	105321	ASSY,RELAY HARNESS ANSI, CSA and Australia Models (from SNs GS3005A-79062, GS3005B-77036, GS3008C-101, GS3205-77045, GS3208C-101, GS4605-76545, GS4609C-101)	
--	96520	ASSY,MAIN HARNESS,CE CE Models		--	78098	RELAY,24VDC,40/30A,SLD W/BRKT* ANSI and CSA Models	
--	96308	ASSY,LEVEL SENS HARNESS ANSI, CSA and Australia Models		--	96429	ASSY, RELAY HARNESS, CE CE Models (to SNs GS3005A-79061, GS3005B-77035, GS3205-77044 and GS4605-76544)	
--	96521	ASSY,LEVEL SENS HARNESS,CE CE Models		--	105320	ASSY,RELAY HARNESS,CE CE Models (from SNs GS3005A-79062, GS3005B-77036, GS3008C-101, GS3205-77045, GS3208C-101, GS4605-76545, GS4609C-101)	
--	96489	WIRE ASSY,ECU TO CHASSIS,GS30		--	78098	RELAY,24VDC,40/30A,SLD W/BRKT* CE Models	
--	105328	KIT,FEMALE PLUG, DTM <i>repair kit</i>		--	105664	ASSY,22 FT LIMIT SWITCH,GS3232	
--	233439	ASSY,MOTOR CONTROL HARNESS ANSI, CSA and Australia Models		--	109916	WIRE ASSY,OR SYS GS-3232	
--	233438	ASSY,MOTOR CONTROL HARNESS,CE CE Models		--	99089	CAPACITOR,4700MFD 25V CE Models	
--	96309	ASSY,POTHOLE HARNESS,GS GS-30		--	40833	FUSE,275 AMP,VERY FAST ACTING	
--	96853	ASSY,POTHOLE HARNESS GS32/GS46 GS-32, GS-46		--	47124	INDUCTOR,47 MH,2.5AMP,.034OHM CE models only) (ECU Harness	
--	105301	ASSY,UP LIMIT SW HARNESS,MINI to SNs GS3005A-80887 and GS3005B-78124		--	87745	CONN,RECEP 12 WAY BLK,1 BUSS 12-pin ground buss, wire harness	
--	105386	ASSY,UP LIMIT SW HARNESS,MINI GS-30		--	T110890	HARNESS, GS POWER CONTRL	
--	105322	ASSY,UP-LIMIT SW HARNESS GS-2032, GS-2632, GS-46		--	228786	HARNESS, GS SENSORS, ANSI	
--	105576	ASSY,UP-LIMIT SW HARNESS GS-2032, GS-2632, GS-3232, GS-2046, GS-2646, GS-3246; CE Models (from SNs GS3206-84825, GS3208C-101, GS4606-84403, and GS4609C-101)		--	T110891	HARNESS, GS SENSORS, CE	
--	47662	HARNESS,ALARM ACCESSORY <i>option</i>		--	233440	O/R SYSTEM HARNESS, CE	
--	105992	HORN HARNESS <i>option</i>		--	233711	HRNS ASSY,RESISTOR DIODE	
--	51075	HARNESS,BEACON OPTION,SLAB GS-XX30					

211.2 Electrical Wiring and Power Cables (models with contactor)  
(continued)

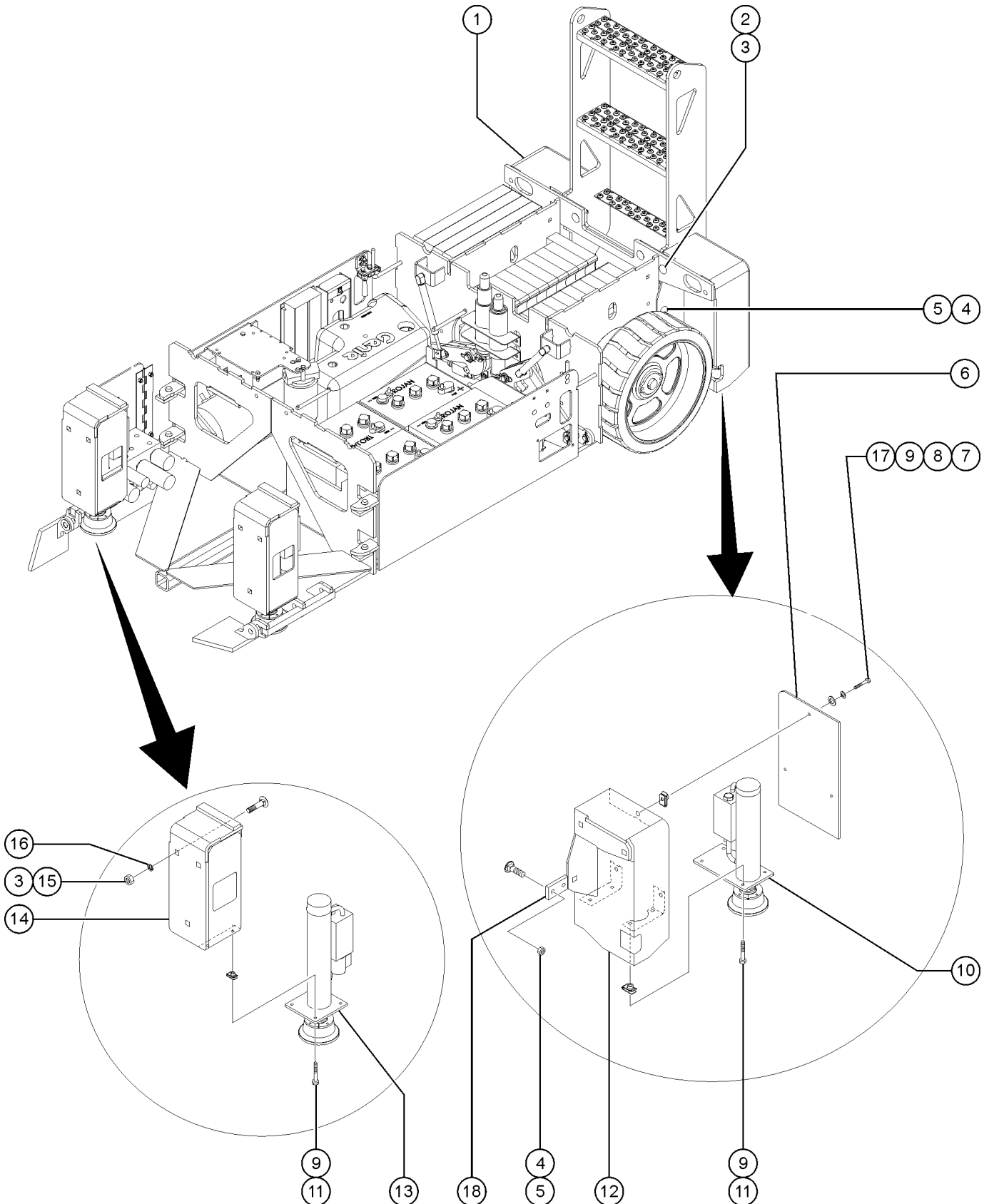
Item	Part No.	Description	Qty.	Item	Part No.	Description	Qty.
--	233785	HARNESS, BEACON RESISTOR KIT,		3A	43956	WIRE CABLE, 14/3 CON.TPE JKT* .....324-inches GS-15XX	
--	233782	HRNS ASSY,RESISTOR,200 OHM					
--	T110890	HARNESS, GS POWER CONTRL		3B	43956	WIRE CABLE, 14/3 CON.TPE JKT* .....396-inches GS-19XX	
1A	96307	HRNS,LIFT CYL DOWN,MINI,CE....1 GS-30 (CE Models)		3C	43956	WIRE CABLE, 14/3 CON.TPE JKT* .....420-inches GS-20XX	
1B	96852	HRNS,LIFT CYL DOWN,20/26XX,CE GS-32, GS-2046, GS-2646 (CE Models)		3D	43956	WIRE CABLE, 14/3 CON.TPE JKT* .....540-inches GS-26XX	
1C	96856	HRNS,LIFT CYL DOWN,32XX,CE (CE Models)		3E	43956	WIRE CABLE, 14/3 CON.TPE JKT* .....524-inches GS-3232	
2A	96471	WIRE ASSEMBLY,PLAT/CHASS,15XX.....1		3F	43956	WIRE CABLE, 14/3 CON.TPE JKT* .....636-inches GS-3246	
--	105328	KIT,FEMALE PLUG, DTM <i>repair kit</i>		4	96304	CABLE ASSY,BATT,5.50"RED.....2	
--	105329	KIT, MALE RECEPTACLE, DTM <i>repair kit</i>		5	96306	CABLE ASSY,BATT,9.50"RED.....2	
2B	96473	WIRE ASSEMBLY,PLAT/CHASS,19XX		6A	96299	CABLE ASSY.BATT.75".AND.BLK.....1 GS-30, GS-32	
--	105328	KIT,FEMALE PLUG, DTM <i>(repair kit)</i>		6B	96947	CABLE ASSY.BATT.90".AND.BLK GS-46	
--	105329	KIT, MALE RECEPTACLE, DTM <i>(repair kit)</i>		6C	1257058	CABLE ASSY., BATT. 85" BLACK for GS-30 & GS-32 with kit 1257204 installed	
2C	96474	WIRE ASSEMBLY,PLAT/CHASS, 20XX		6D	1257056	CABLE ASSY., BATT. 93" BLACK for GS-46 with kit 1257205 installed	
--	105328	KIT,FEMALE PLUG, DTM <i>repair kit</i>		7A	233368	CABLE ASSY, BATT,69" RED GS-30, GS-32	
--	105329	KIT, MALE RECEPTACLE, DTM <i>repair kit</i>		7B	233370	CABLE ASSY,BATT,83"RED GS-46	
2D	96475	WIRE ASSEMBLY,PLAT/CHASS, 26XX <i>platform to chassis</i>		7C	1257059	CABLE ASSY., BATT. 81" RED for GS-30 & GS-32 with kit 1257204 installed	
--	105328	KIT,FEMALE PLUG, DTM <i>(repair kit)</i>		7D	1257057	CABLE ASSY., BATT. 89" RED for GS-46 with kit 1257205 installed	
--	105329	KIT, MALE RECEPTACLE, DTM <i>(repair kit)</i>		8A	96302	CABLE ASSY,BATT, 7.50" RED.....1	
2E	105641	WIRE ASSY,CHAS TO PLAT,GS3232		8B	1257054	CABLE ASSY., BATT. 14" RED.....1 for machines with kits 1257204 or 1257205 installed	
--	105328	KIT,FEMALE PLUG, DTM <i>(repair kit)</i>		9A	96303	CABLE ASSY,BATT, 7.50" BLACK.....1	
--	105329	KIT, MALE RECEPTACLE, DTM <i>(repair kit)</i>		9B	1257055	CABLE ASSY., BATT. 12" BLACK.....1 for machines with kits 1257204 or 1257205 installed	
2F	96476	WIRE ASSEMBLY,PLAT/CHASS, 32XX					
--	105328	KIT,FEMALE PLUG, DTM <i>(repair kit)</i>					
--	105329	KIT, MALE RECEPTACLE, DTM <i>(repair kit)</i>					



211.2 Electrical Wiring and Power Cables (models with contactor)  
(continued)

Item	Part No.	Description	Qty.
10	232578	CABLE ASSY,BATT, 20" BLK.....	1
11	232576	CABLE ASSY,BATT, 12" RED.....	1
12	233371	CABLE ASSY, BATT, 23"RD	
13	232582	GROUND WIRE ASSY,GS	
14A	233431	HRNS,CONTACTOR SIGNL,GS30/32	
14B	233430	HRNS,CONTACTOR SIGNAL,GS46	
15A	1261335	KIT,BATT. CABLE ASSY.,GS30/32.....	1
		<i>for GS-30 &amp; GS-32 with kit 1257204 installed</i>	
15B	1261334	KIT,BATT. CABLE ASSY.,GS46.....	1
		<i>for GS-46 with kit 1257205 installed</i>	

212.1 Outrigger Components, GS-3232

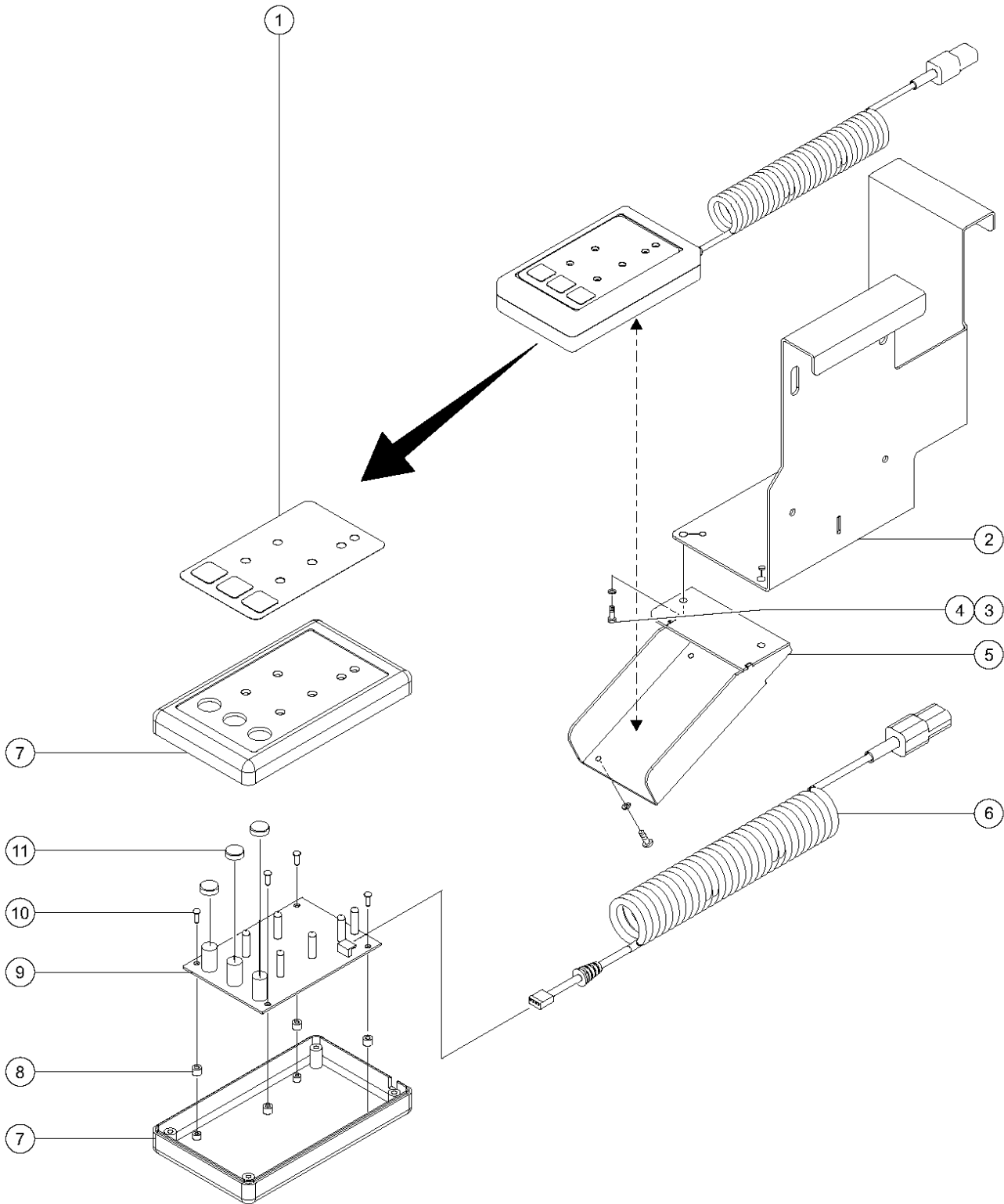




## 212.1 Outrigger Components, GS-3232

Item	Part No.	Description	Qty.
1	109735	WLDMT, OUTRIGGER, RR.....1 <i>(ground controls side)</i>	1
2	105688	BOLT,CARRIAGE,1/2X2.00,G5	
3	6198	NUT,NYLOCK,1/2-13	
4	60790	BOLT,CARRIAGE,3/8-16 X1.50,G5 <i>(to SN GS3207-88752)</i>	
4A	105092	BOLT,CARRIAGE,3/8-16X1.25,GR5 <i>(from SN GS3207-88753)</i>	
5	4828	NUT,NYLOCK,3/8-16	
6	109745	PLATE,REAR COVER.....2	2
7	6888	SCREW,HHC,1/4-20 X 1	
8	56912	SPRING CLIP,1/4-20,.025-.15X.5 <i>(to SN GS3207-88752)</i>	
9	6356	WASHER,LOCK,.25	
10		Ref. Outrigger Cylinder, Rear <i>(refer to 510.1)</i>	
11	105388	SCREW,HHC,1/4-20 X 1 W/PATCH	
12	109737	WLDMT, OUTRIGGER, LR.....1 <i>(battery pack side)</i>	1
13		Ref. Outrigger Cylinder, Front <i>(refer to 510.1)</i>	
14	109749	WLDMT, OUTRIGGER, FRONT.....2	2
15	96203	BOLT,CARRIAGE,1/2-13X1.75, G5	
16	105634	PUSH RETAINER, 1/2" SCREW	
17	6638	WASHER,FLAT,USS,1/4"Y	
18	105758	PLATE, SHEAR, OUTRIGGER <i>(from SN GS3207-88753)</i>	

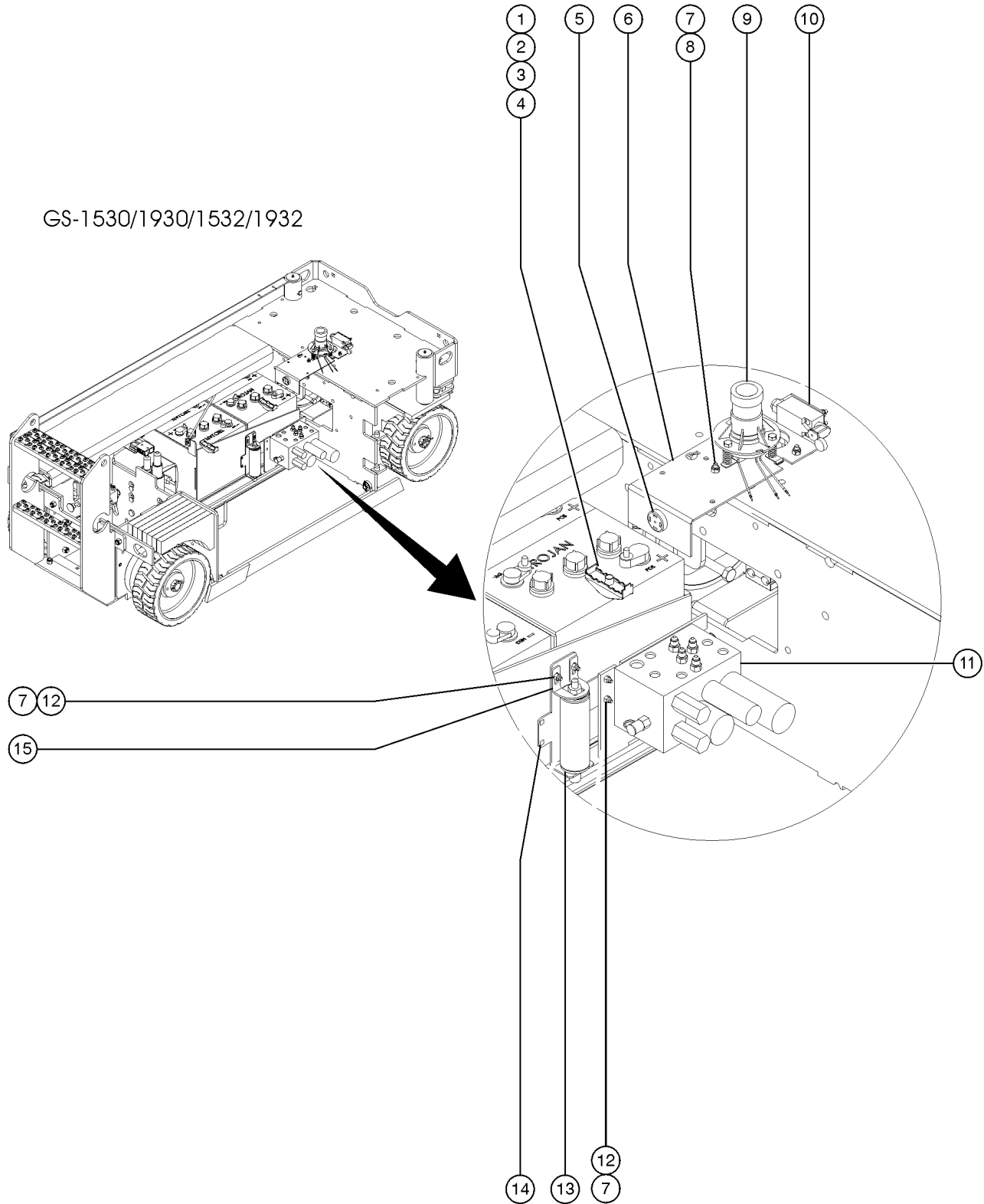
213.1 Outrigger Control Box, GS-3232



213.1 Outrigger Control Box, GS-3232

Item	Part No.	Description	Qty.
--	105627	PCON,O/R CONTROLS,GS3232 <i>(includes fasteners; includes items 1 and 6-11)</i>	
1	114136	OVERLAY,O/R PCON,GS3232.....1	
2		Ref. Platform Control Mount <i>(refer to 406.1)</i>	
3	6090	SCREW,HHC,1/4-20 X .75	
4	6356	WASHER,LOCK,.25	
5	105616	WELDMENT,CONTROLLER BRACKET.....1	
6	105618	WIRE ASSY,CONTROLLER CABLE.....1	
7	109958	ENCLOSURE,AUTO LEVEL CONTROLLER.....1	
8	105625	SPACER,NY.12IDX.25ODX.188.....4	
9	105712	PCBA,O/R PCON,GS3232.....1 <i>(kit, includes 105370 and 125321)</i>	
--	105370	PCBA,GP03-06,PATRON1	
--	125321	DECAL,O/R PCON,GS3232	
10	105626	SCREW,SHEETMETAL#4X.38	
11	105662	CLEAR SWITCH ACTUATOR.....3	

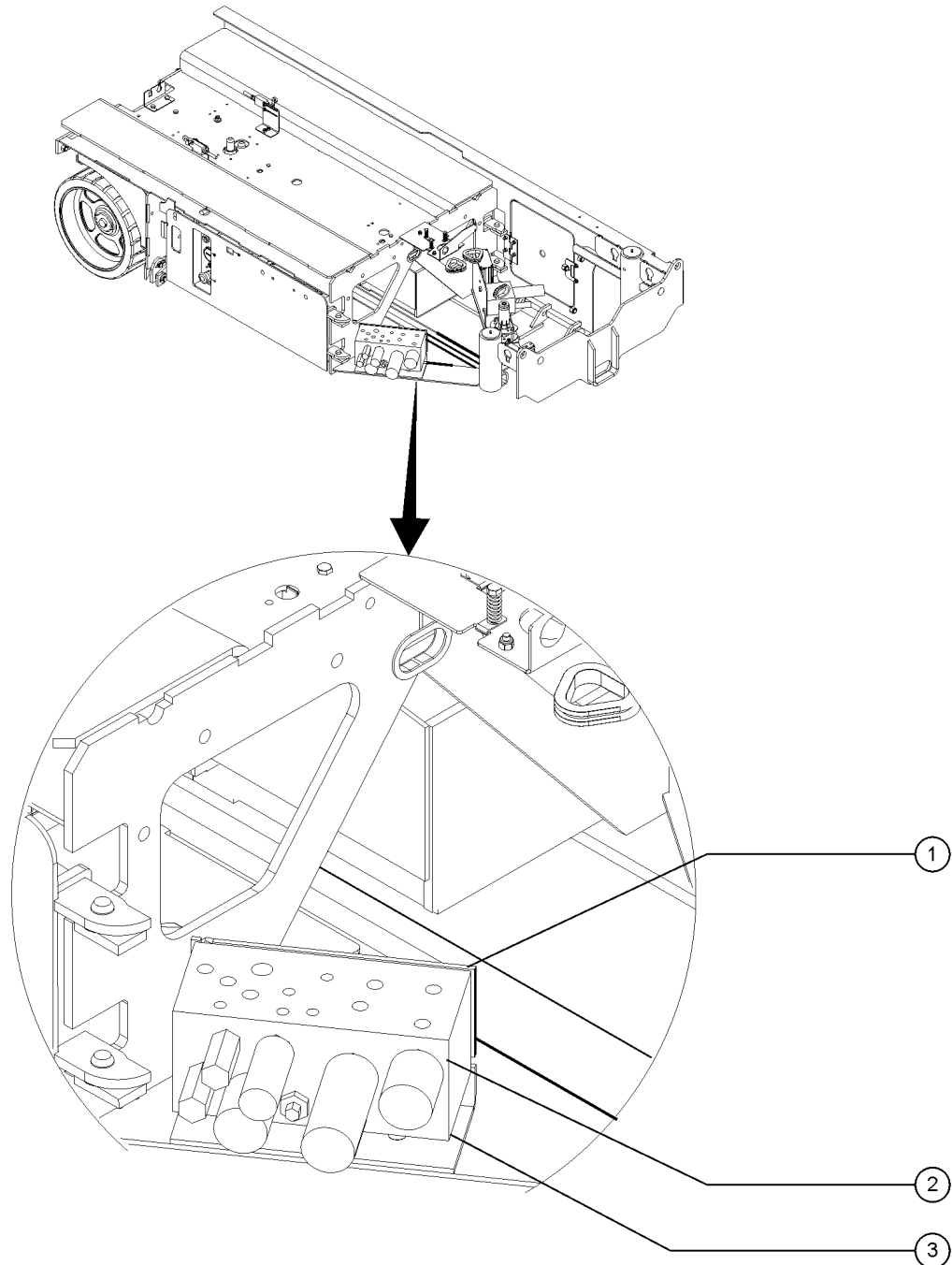
214.1 Function Manifold and Accumulator Components, GS-1530, GS-1532, GS-1930, GS-1932



214.1 Function Manifold and Accumulator Components, GS-1530, GS-1532, GS-1930,  
GS-1932

Item	Part No.	Description	Qty.
1	105209	CLAMP,CABLE & HOSE.....	2
2	6145	SCREW,HHC,1/4-20 X 1.5	
3	6638	WASHER,FLAT,USS,1/4"Y	
4	18504	NUT,LOCKING-LG.FLANGE,1/4-20	
5		Ref. Alarm, Steady Tone <i>(refer to 204.1)</i>	
6		Ref. Alarm Bracket <i>(refer to 204.1)</i>	
7	6091	NUT,NYLOCK,1/4-20	
8	79456	BOLT,CARRIAGE,1/4-20 X 1.00,G2	
9		Ref. Level Sensor <i>(refer to 204.1)</i>	
10		Ref. Limit Switch with Roller <i>(refer to 204.1)</i>	
11		Ref. Function Manifold <i>(refer to 502.1)</i>	
12	9116	BOLT,CARRIAGE,1/4-20 X 1.25,G2	
13	78422	ACCUMULATOR,180 PSI PRECHARGE*	
14	105210	FORMING, ACCUMULATOR BRACKET.....	1
		<i>(from SNs GS3005A-79066, GS3005B-76766 and GS3008C-101)</i>	
15	105211	FORMING, ACCUMULATOR CLAMP.....	1
		<i>(from SNs GS3005A-79066, GS3005B-76766 and GS3008C-101)</i>	

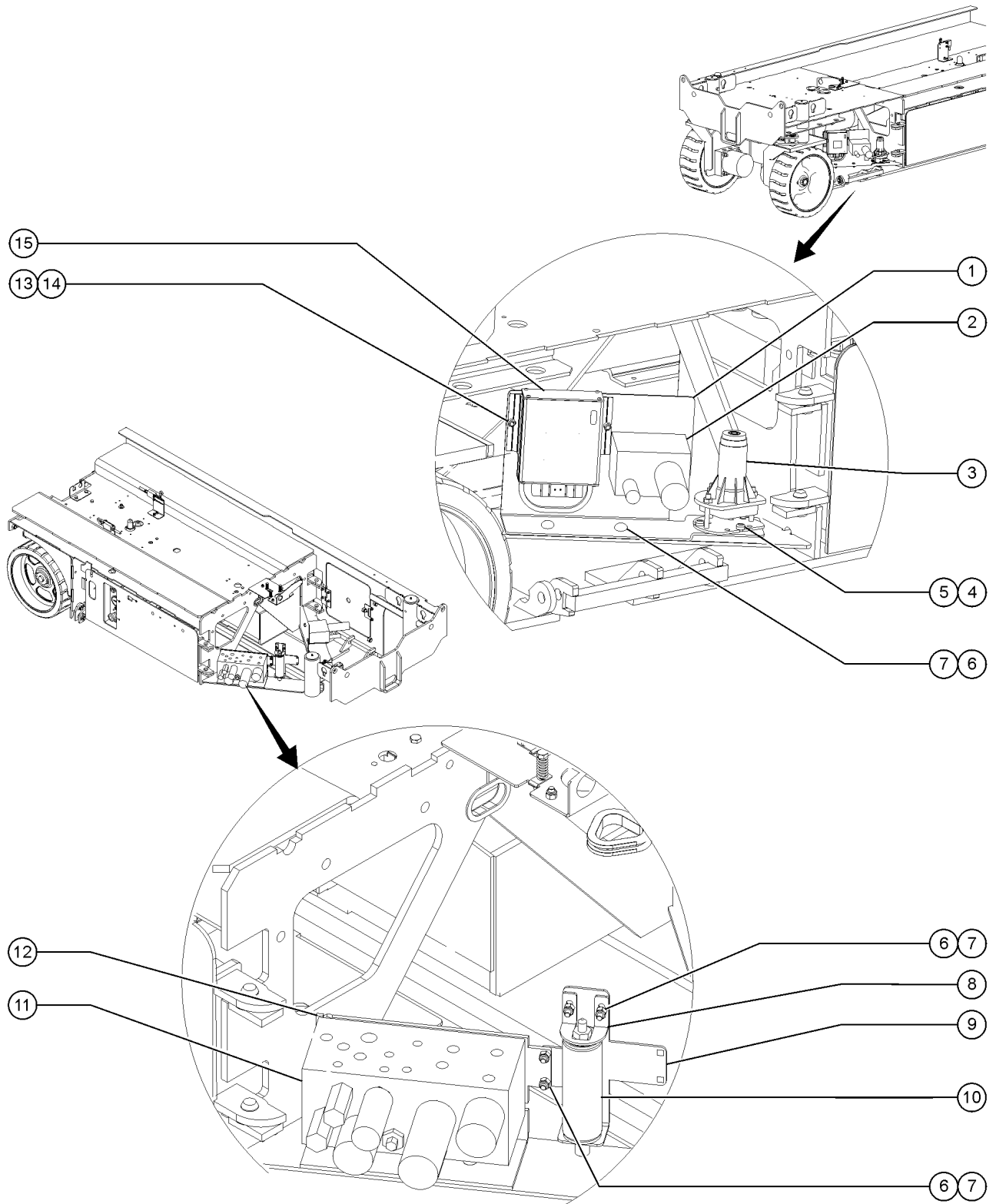
214.2 Function Manifold and Accumulator Components, GS-2032, GS-2632, GS-2046, GS-2646, GS-3246



214.2 Function Manifold and Accumulator Components, GS-2032, GS-2632, GS-2046,  
GS-2646, GS-3246

Item	Part No.	Description	Qty.
1	105574	FORMING,MANIFOLD	
2		Ref. Function Manifold <i>(refer to 503.1)</i>	
3	78422	ACCUMULATOR,180 PSI PRECHARGE* <i>(hidden from view)</i>	

214.3 Function Manifold and Accumulator Components, GS-3232

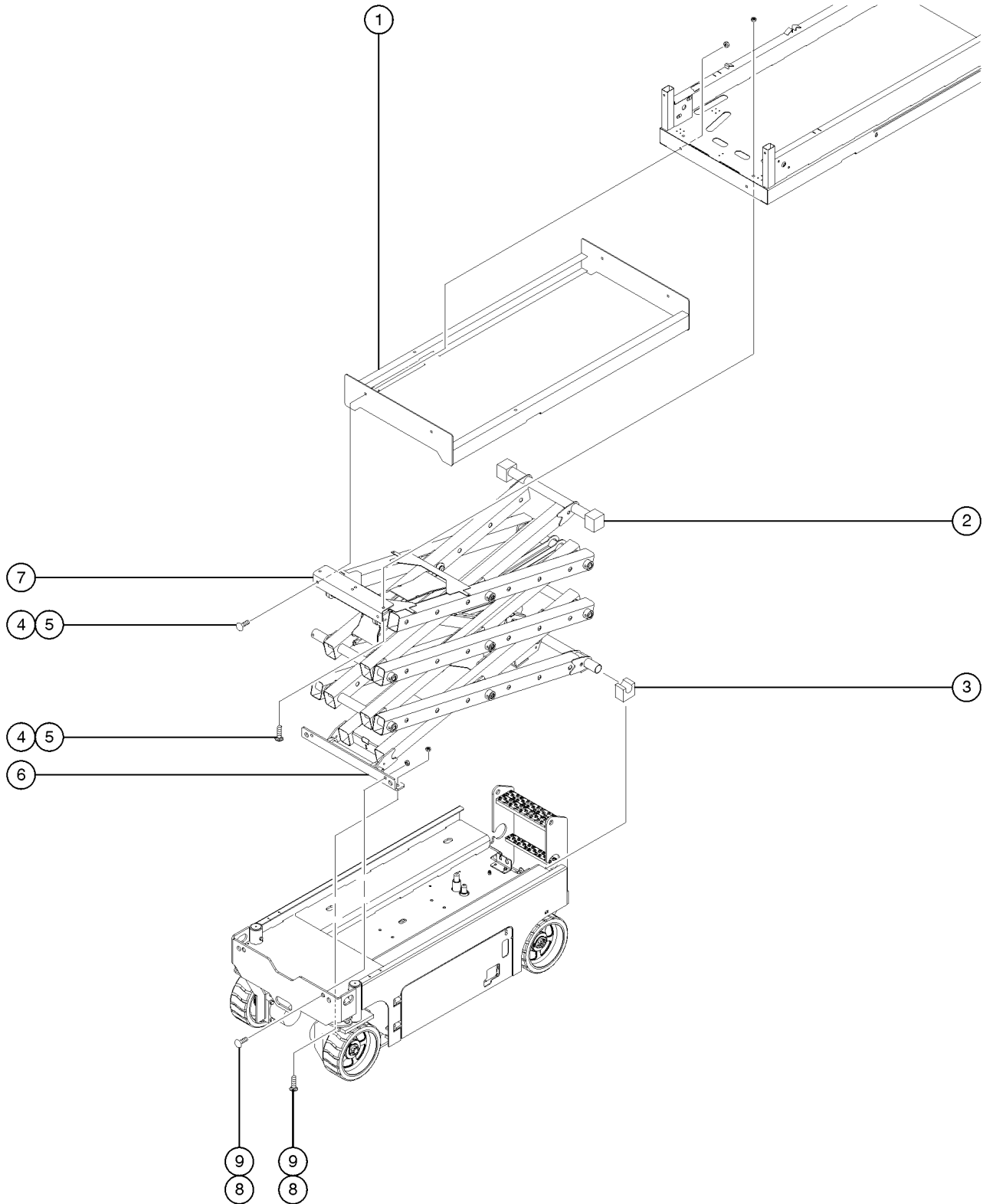




## 214.3 Function Manifold and Accumulator Components, GS-3232

Item	Part No.	Description	Qty.
1	105805	FORMING,COMPONENT BRKT,GS3232 <i>(from SN 92733) (shown)</i>	
1A	105643	FORMING,COMPONENT BRKT, GS3232 <i>(to SN 92732)</i>	
2		Ref. Outrigger Manifold <i>(refer to 511.1)</i>	
3	71484	SENSOR,LEVEL, ANALOG	
4	6889	NUT,LP NYLOCK,1/4-20	
5	80149	BOLT,CARRIAGE,1/4-20 X .5,G2	
6	6878	BOLT,CARRIAGE,1/4-20 X .75,G2	
7	6091	NUT,NYLOCK,1/4-20	
8	105211	FORMING, ACCUMULATOR CLAMP	
9	105210	FORMING, ACCUMULATOR BRACKET	
10	78422	ACCUMULATOR,180 PSI PRECHARGE*	
11		Ref. Function Manifold <i>(refer to 503.1)</i>	
12	105644	FORMING,MANIFOLD BRKT, GS3232	
13	5365	NUT,NYLOCK,10-24	
14	71874	BOLT,CARRIAGE,#10-24X.50,G2	
15	109954	ECU,O/R CONTROLS,GS3232	

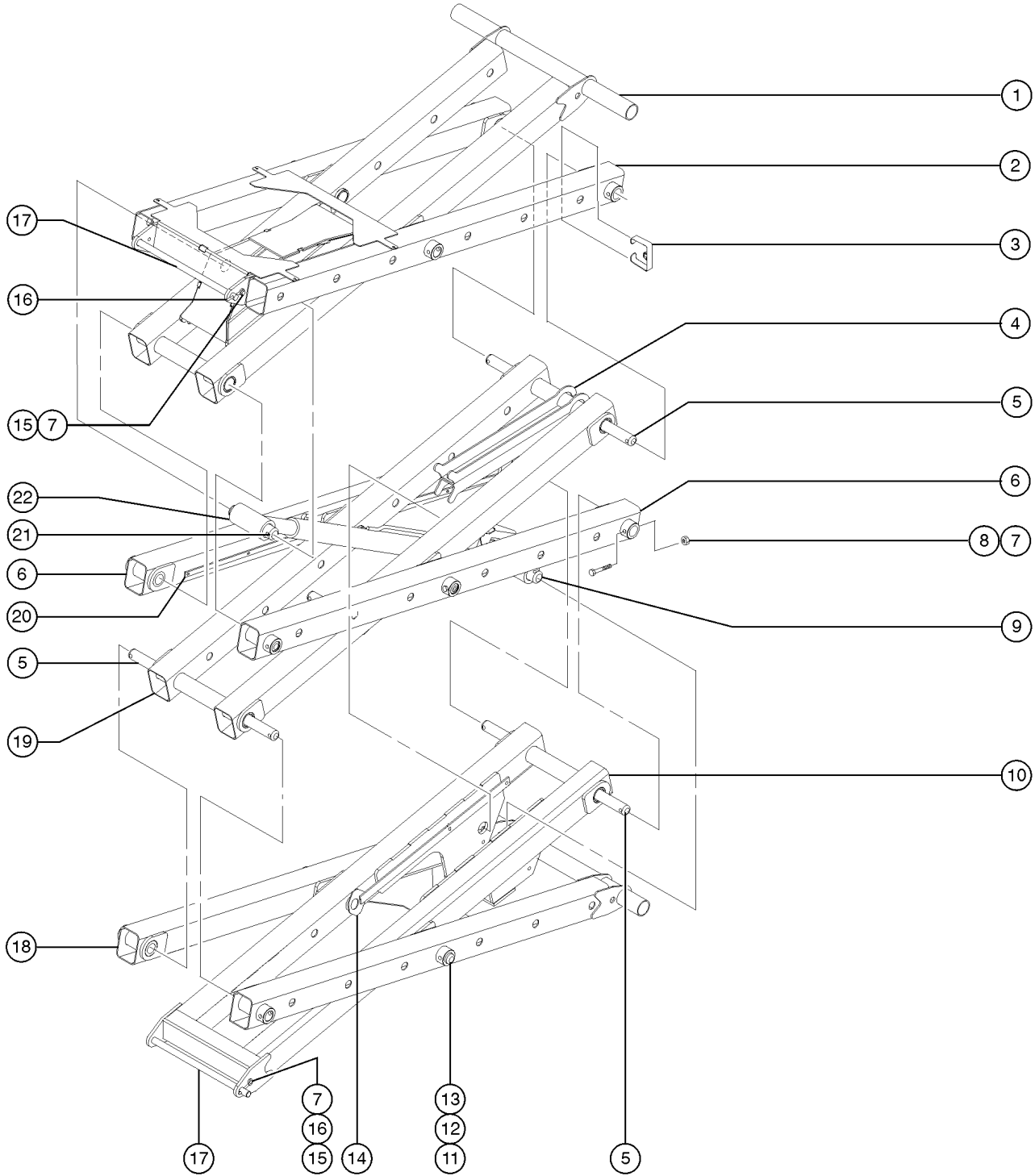
301.1 Scissor Assembly Installation



## 301.1 Scissor Assembly Installation

Item	Part No.	Description	Qty.
1	96415	WLDMT,PLATFORM SLIDER.....1 GS-1530, GS-1532	
2	96576	SLIDER,MINI PLATFORM,DRILLED** .....2 GS-1530, GS-1930	
--	96576	SLIDER,MINI PLATFORM,DRILLED** .....1 GS-1532, GS-1932	
--	96595	SLIDER,UHMW.....4 GS-2032, GS-2632, GS-3232, GS-2046, GS-2646, GS-3246	
3	96126	SLIDER, UHMW.....2 GS-1530, GS-1532, GS-1930, GS-1932	
3A	96595	SLIDER,UHMW GS-2032, GS-2632, GS-3232, GS-2046, GS-2646, GS-3246	
4	105092	BOLT,CARRIAGE,3/8-16X1.25,GR5	
5	4828	NUT,NYLOCK,3/8-16	
6	84693	CHASSIS MOUNT ASSY, GS30.....1 GS-1530, GS-1532, GS-1930, GS-1932	
--	36369	BEARING,0.75IDX1.00ODX0.75L....2	
6A	97241	CHASSIS MOUNT ASSY, GS32&46 GS-2032, GS-2632, GS-3232, GS-2046, GS-2646, GS-3246	
--	36369	BEARING,0.75IDX1.00ODX0.75L....2	
--	51474	BEARING,1.00IDX1.25ODX0.75L....2	
7	84694	PLATFORM MOUNT ASSY, 15 FT .....1 GS-1530, GS-1532	
--	36369	BEARING,0.75IDX1.00ODX0.75L....2	
7A	84695	PLATFORM MOUNT ASSY, 19 FT GS-1930, GS-1932	
--	36369	BEARING,0.75IDX1.00ODX0.75L....2	
7B	84747	PLATFORM MOUNT ASSY, GS32&46 GS-2032, GS-2632, GS-3232, GS-2046, GS-2646, GS-3246	
--	36369	BEARING,0.75IDX1.00ODX0.75L....2	
8	96977	BOLT,CARRIAGE,1/2-13X1.50,GR5.8	
9	6198	NUT,NYLOCK,1/2-13.....8	

302.1 Scissor Assembly, GS-1530, GS-1532 (to serial numbers GS3006A-84657 AND GS3006B-80108)

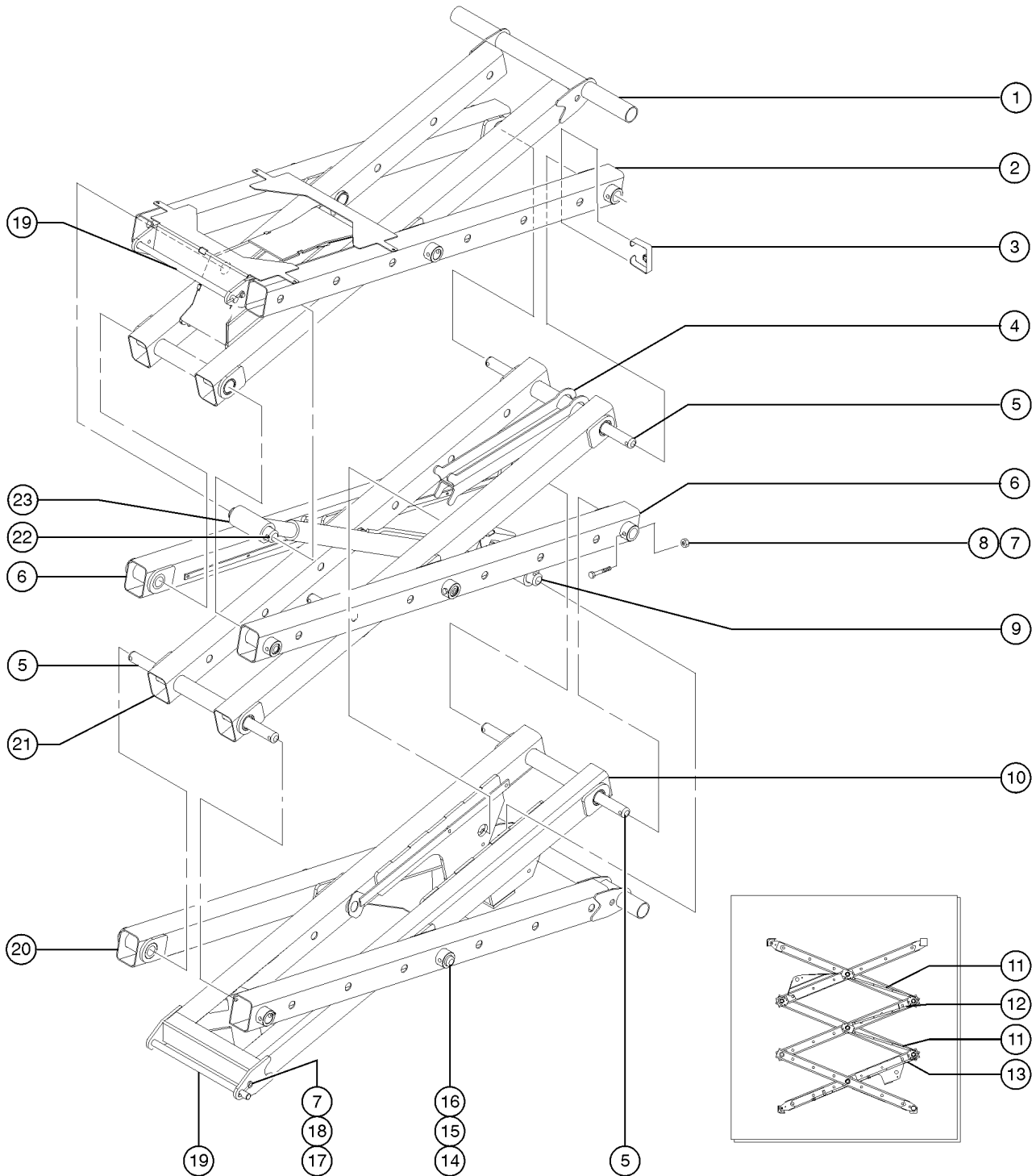


302.1 Scissor Assembly, GS-1530, GS-1532 (to serial numbers GS3006A-84657 AND GS3006B-80108)

Item	Part No.	Description	Qty.	Item	Part No.	Description	Qty.
1	84578	INNER ARM ASSY,#3,15FT.....	1	18A	84583	OUTER ARM ASSY,#1,15&19FT SYMB <i>(Europe, Asia, South America)</i>	
--	96487	BEARING,1.26IDX1.53ODX1.25L....	6	19	84582	INNER ARM ASSY,#2,15/19 FT,WRD.....	1
2	105280	WELDMENT,LINK PLATFORM MNT*** <i>(from SN GS3005A-76054 and from GS3005B-76000) (to replace prior assembly, 96125, order qty 2, pn 105280 and 1 each PNs 96131, 45748, 8915, and 6091)</i>	2	--	96487	BEARING,1.26IDX1.53ODX1.25L....	8
--	45748	ROD END,.250 X 2.75 LG.....	1	20	96368	WELDMENT, CABLE BRIDGE, 2 ARMS.....	1
--	6091	NUT,NYLOCK,1/4-20.....	1	21	96283	PIN, CYLINDER, SHORT.....	1
--	8915	SCREW,HHC,1/4-20 X 1.25.....	1	22		Ref. Lift Cylinder <i>(refer to 506.1)</i>	
--	96131	PIN, CHASSIS PIVOT.....	1				
3	96331	LINK BUMPER.....	8				
4	58000	SAFETY CHOCK,SCISSOR.....	1				
5	105085	PIN,MINI END.....	4				
6	96121	WELDMENT, LINK, SINGLE.....	2				
7	4828	NUT,NYLOCK,3/8-16					
8	8178	SCREW,HHC,3/8-16 X 2.5 <i>(to SN GS3007A-91247 and to GS3007B-86914)</i>					
8A	14033	SCREW,HHC,3/8-16 X 2.75 <i>(from SN GS3007A-91248 and from GS3007B-86915)</i>					
9	47666	PIN,1.50DIA X 8.95LG,1HOLE.....	1				
10	84584	INNER ARM ASSY,#1,15&19FT WORD..... <i>(USA, Canada and Australia)</i>	1				
--	96487	BEARING,1.26IDX1.53ODX1.25L....	6				
10A	84585	INNER ARM ASSY,#1,15&19FT SYMB <i>(Europe, Asia, South America)</i>					
11	30217	SNAP RING,EXTERNAL,1.25 DIA.**.....	6				
12	96390	WASHER,FLAT, 1.27 X 2.13 X .13					
13	96130	PIN, MINI, CENTER.....	6				
14	96369	WELDMENT, CABLE BRIDGE, 1 ARMS.....	2				
15	8516	SCREW,HHC,3/8-16 X 1.50,GR5					
16	45748	ROD END,.250 X 2.75 LG.....	2				
17	96131	PIN, CHASSIS PIVOT.....	2				
18	84581	OUTER ARM ASSY#1,15&19FT WORD..... <i>(USA, Canada, Australia)</i>	1				



302.2 Scissor Assembly, GS-1530, GS-1532 (from SNs GS3006A-84658, GS3006B-80109, and GS3008C-101)

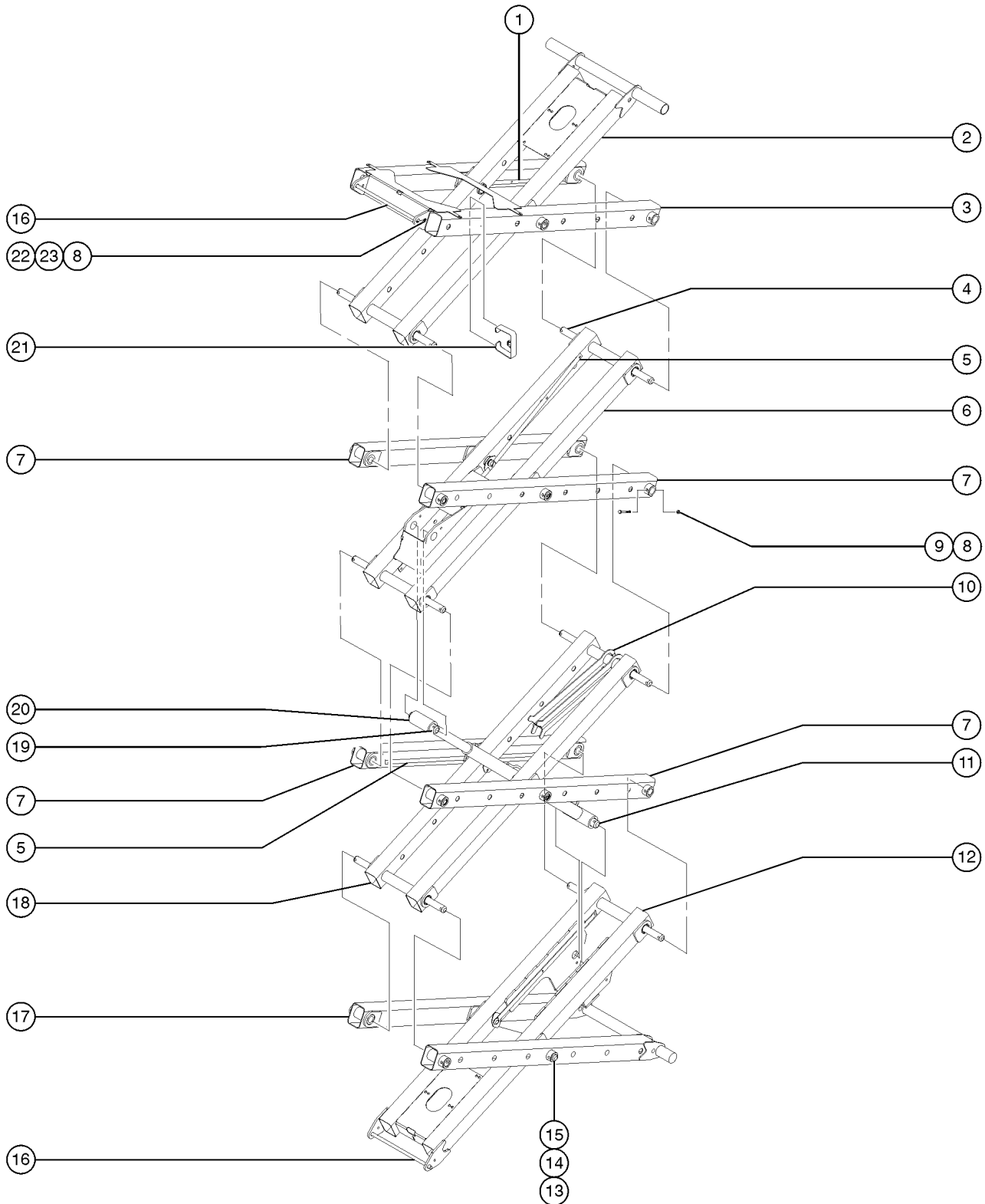


302.2 Scissor Assembly, GS-1530, GS-1532 (from SNs GS3006A-84658, GS3006B-80109, and GS3008C-101)

Item	Part No.	Description	Qty.	Item	Part No.	Description	Qty.
1	84578	INNER ARM ASSY,#3,15FT.....	1	19	96131	PIN, CHASSIS PIVOT.....	2
--	96487	BEARING,1.26IDX1.53ODX1.25L....	6	20	84581	OUTER ARM ASSY#1,15&19FT WORD.....	1
2	105280	WELDMENT,LINK PLATFORM MNT***.....	2			(USA, Canada, Australia)	
3	96331	LINK BUMPER.....	8	20A	84583	OUTER ARM ASSY,#1,15&19FT SYMB	
4	58000	SAFETY CHOCK,SCISSOR.....	1			(Europe, Asia, South )	
5	105085	PIN,MINI END.....	4	21	84582	INNER ARM ASSY,#2,15/19 FT,WRD.....	1
6	96121	WELDMENT, LINK, SINGLE.....	2	--	96487	BEARING,1.26IDX1.53ODX1.25L....	8
7	4828	NUT,NYLOCK,3/8-16		22	96283	PIN, CYLINDER, SHORT.....	1
8	8178	SCREW,HHC,3/8-16 X 2.5 (to SN GS3007A-91247 and to GS3007B-56914)		23		Ref. Lift Cylinder (refer to 506.1)	
8A	14033	SCREW,HHC,3/8-16 X 2.75 (from SN GS3007A-91248, GS3007B-56915 and GS3008C-101)					
9	47666	PIN,1.50DIAX8.95LG,1HOLE.....	1				
10	105997	INNER ARM ASSY#1,15&19FT,WORD (USA, Canada and Australia) (from SN 96548)					
--	84584	INNER ARM ASSY,#1,15&19FT WORD.....	1				
--	96487	BEARING,1.26IDX1.53ODX1.25L....	6				
10A	105998	INNER ARM ASSY#1,15&19FT,SYMB (Europe, Asia, South America) (from SN 96548 and GS3008C-101)					
--	84585	INNER ARM ASSY,#1,15&19FT SYMB (Europe, Asia, South America) (to SN 96547)					
--	96487	BEARING,1.26IDX1.53ODX1.25L....	6				
11	105183	WLDMT,CABLE BRIDGE,BOTTOM,MINI.....	2				
12	105184	WELDMENT,CABLE BRIDGE, TOP,MINI.....	1				
13	105182	WLDMT,CABLE BRIDGE,LOWER,MINI.....	1				
14	30217	SNAP RING,EXTERNAL,1.25 DIA.**.....	6				
15	96390	WASHER,FLAT, 1.27 X 2.13 X .13					
16	96130	PIN, MINI, CENTER.....	6				
17	8516	SCREW,HHC,3/8-16 X 1.50,GR5					
18	45748	ROD END,.250 X 2.75 LG.....	2				



303.1 Scissor Assembly, GS-1930, GS-1932, (to serial numbers GS3006A-84657 and GS3006B-80108)



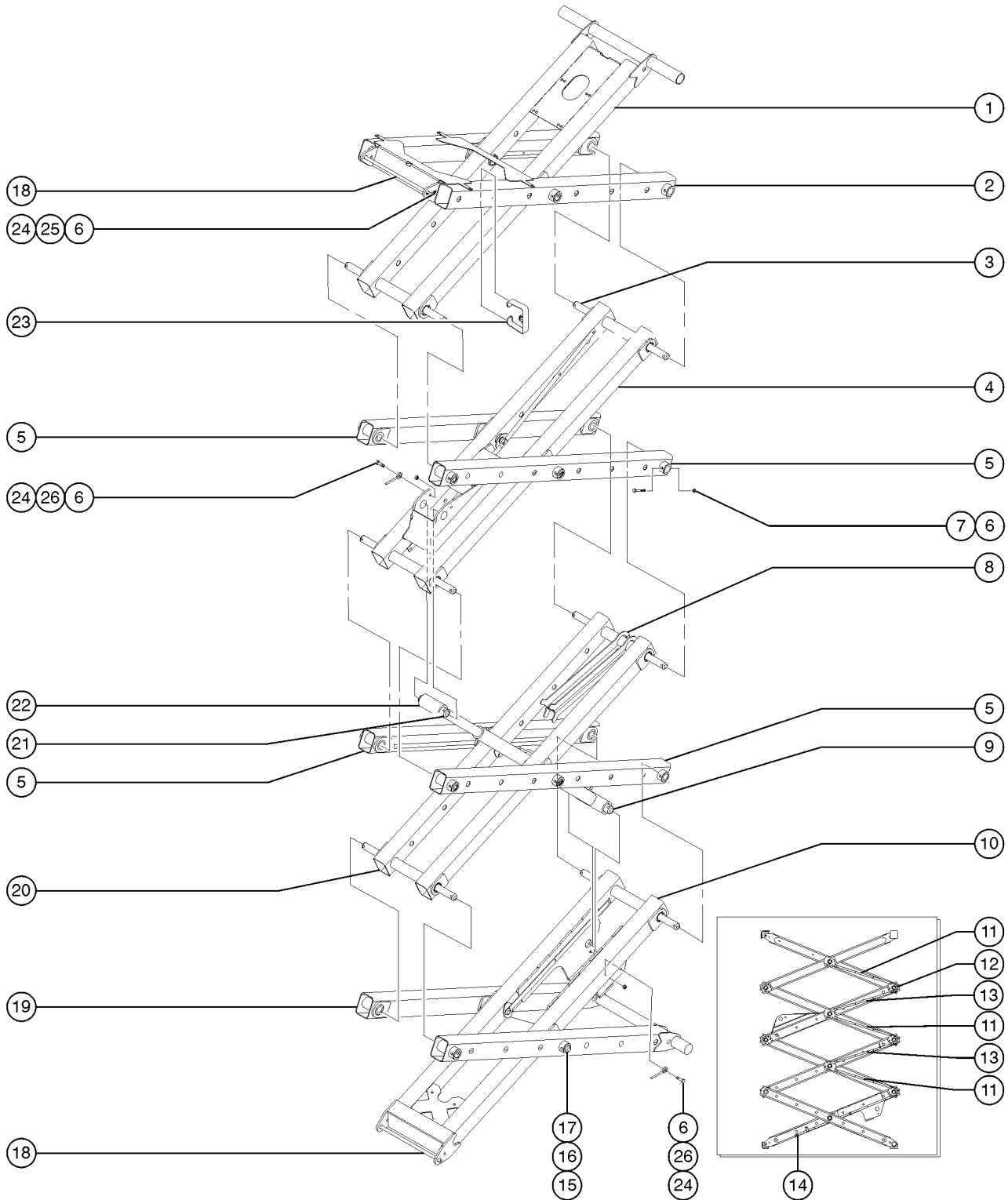


303.1 Scissor Assembly, GS-1930, GS-1932, (to serial numbers GS3006A-84657 and GS3006B-80108)

Item	Part No.	Description	Qty.	Item	Part No.	Description	Qty.
1	96369	WELDMENT, CABLE BRIDGE, 1 ARMS.....	2	17A	84583	OUTER ARM ASSY,#1,15&19FT SYMB <i>(Europe, Asia, South America)</i>	
2	84579	INNER ARM ASSY,#4 19FT.....	1	18	84582	INNER ARM ASSY,#2,15/19 FT,WRD.....	1
--	96487	BEARING,1.26IDX1.53ODX1.25L....	6	19	96283	PIN, CYLINDER, SHORT.....	1
3	105280	WELDMENT,LINK PLATFORM MNT***..... <i>(from SN GS3005A-76054 and from SN GS3005B-76000) (to replace prior assembly, 96125 (shown), order qty 2, pn 105280 and 1 each PNs 96131, 45748, 8915, and 6091)</i>	2	20		Ref. Lift Cylinder <i>(refer to 506.1)</i>	
--	45748	ROD END,.250 X 2.75 LG.....	1	21	96331	LINK BUMPER.....	8
--	6091	NUT,NYLOCK,1/4-20.....	1	22	8516	SCREW,HHC,3/8-16 X 1.50,GR5	
--	8915	SCREW,HHC,1/4-20 X 1.25.....	1	23	45748	ROD END,.250 X 2.75 LG.....	2
--	96131	PIN, CHASSIS PIVOT.....	1				
4	105085	PIN,MINI END.....	6				
5	96368	WELDMENT, CABLE BRIDGE, 2 ARMS.....	2				
6	84580	INNER ARM ASSY, #3, 19FT.....	1				
--	96487	BEARING,1.26IDX1.53ODX1.25L....	8				
7	96121	WELDMENT, LINK, SINGLE.....	4				
8	4828	NUT,NYLOCK,3/8-16					
9	8178	SCREW,HHC,3/8-16 X 2.5					
9A	14033	SCREW,HHC,3/8-16 X 2.75 <i>(from SN GS3007A-91248 and from SN GS3007B-86915)</i>					
10	58000	SAFETY CHOCK,SCISSOR..... <i>(to SN GS3007A-91247 and to SN GS3007B-86914)</i>	1				
11	47666	PIN,1.50DIA X 8.95LG,1HOLE.....	1				
12	84584	INNER ARM ASSY,#1,15&19FT WORD..... <i>(USA, Canada, Australia)</i>	1				
--	96487	BEARING,1.26IDX1.53ODX1.25L....					
12A	84585	INNER ARM ASSY,#1,15&19FT SYMB <i>(Europe, Asia, South America)</i>					
--	96487	BEARING,1.26IDX1.53ODX1.25L....	6				
13	30217	SNAP RING,EXTERNAL,1.25 DIA.**.....	8				
14	39835	WASHER,SCIS ARM,1.54X2.00X.125					
15	96130	PIN, MINI, CENTER.....	8				
16	96131	PIN, CHASSIS PIVOT.....	2				
17	84581	OUTER ARM ASSY#1,15&19FT WORD..... <i>(USA, Canada, Australia)</i>	1				



303.2 Scissor Assembly, GS-1930, GS-1932 (from SNs GS3006A-84658, GS3006B-80109 and GS3008C-101)

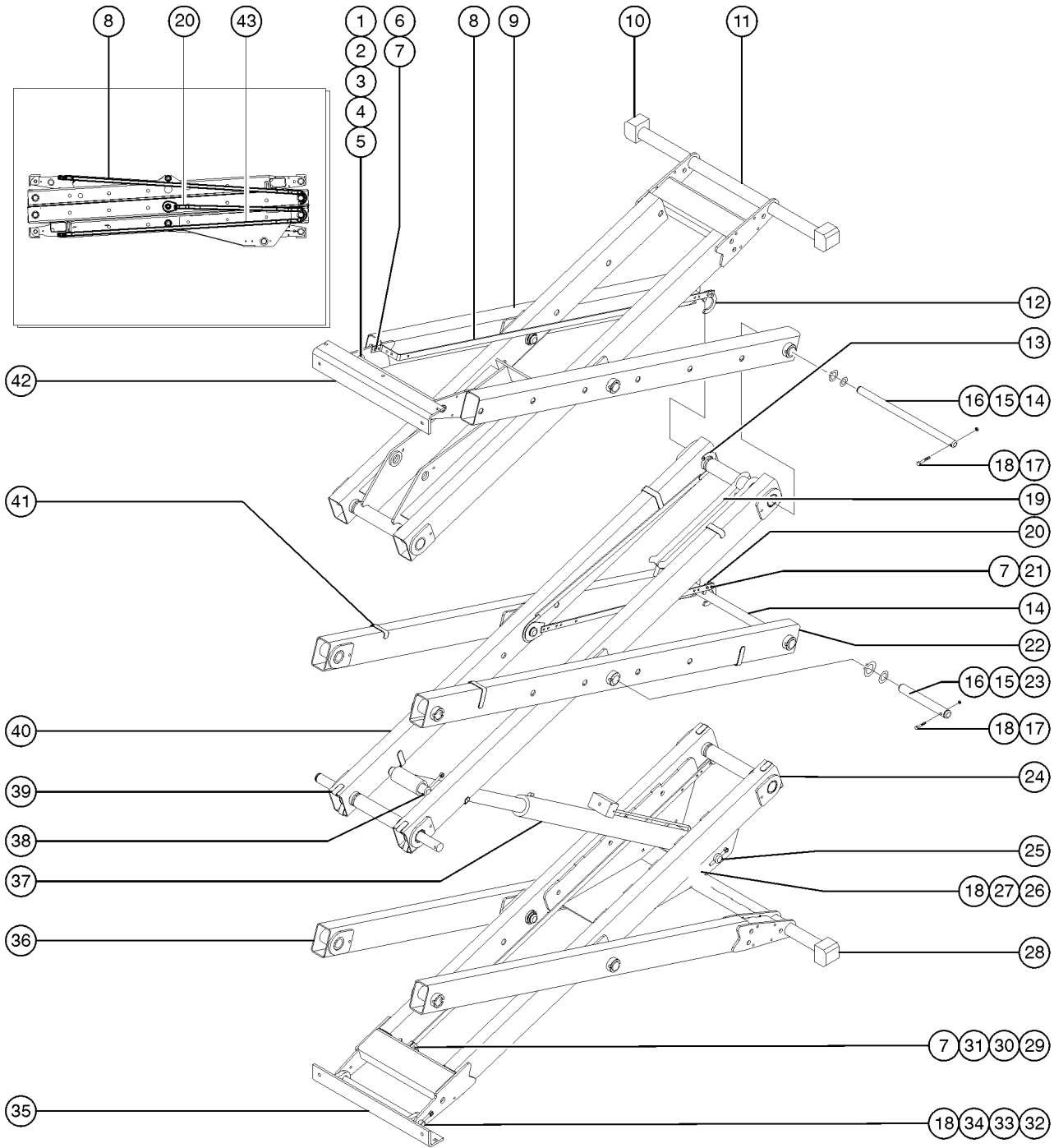


303.2 Scissor Assembly, GS-1930, GS-1932 (from SNs GS3006A-84658, GS3006B-80109 and GS3008C-101)

Item	Part No.	Description	Qty.	Item	Part No.	Description	Qty.
1	84579	INNER ARM ASSY,#4 19FT.....	1	18	96131	PIN, CHASSIS PIVOT.....	2
--	96487	BEARING,1.26IDX1.53ODX1.25L....	6	19	84581	OUTER ARM ASSY#1,15&19FT WORD.....	1
2	105280	WELDMENT,LINK PLATFORM MNT***.....	2			<i>(USA, Canada, Australia)</i>	
3	105085	PIN,MINI END.....	6	19A	84583	OUTER ARM ASSY,#1,15&19FT SYMB <i>(Europe, Asia, South America)</i>	
4	84580	INNER ARM ASSY, #3, 19FT.....	1	20	84582	INNER ARM ASSY,#2,15/19 FT,WRD.....	1
--	96487	BEARING,1.26IDX1.53ODX1.25L....	8	21	96283	PIN, CYLINDER, SHORT.....	1
5	96121	WELDMENT, LINK, SINGLE.....	4	22		Ref. Lift Cylinder <i>(refer to 506.1)</i>	
6	4828	NUT,NYLOCK,3/8-16		23	96331	LINK BUMPER.....	8
7	8178	SCREW,HHC,3/8-16 X 2.5 <i>(from SN GS3007A-91248, GS3007B-86915 and GS3008C-101)</i>		24	8516	SCREW,HHC,3/8-16 X 1.50,GR5	
7A	14033	SCREW,HHC,3/8-16 X 2.75 <i>(to SN GS3007A-91247 and to SN GS3007B-86914)</i>		25	45748	ROD END,.250 X 2.75 LG.....	2
8	58000	SAFETY CHOCK,SCISSOR.....	1	26	45226	ROD END,.375 X 3.69.....	2
9	47666	PIN,1.50DIA X 8.95LG,1HOLE.....	1				
10	105997	INNER ARM ASSY#1,15&19FT,WORD <i>(USA, Canada, Australia) (from SN 96548)</i>					
--	84584	INNER ARM ASSY,#1,15&19FT WORD.....	1			<i>(USA, Canada, Australia) (to SN 96547)</i>	
--	96487	BEARING,1.26IDX1.53ODX1.25L....	6				
10A	105998	INNER ARM ASSY#1,15&19FT,SYMB <i>(Europe, Asia, South America) (from SN 96548 and GS3008C-101)</i>					
--	84585	INNER ARM ASSY,#1,15&19FT SYMB <i>(Europe, Asia, South America) (to 96547)</i>					
--	96487	BEARING,1.26IDX1.53ODX1.25L....	6				
11	105183	WLDMT,CABLE BRIDGE,BOTTOM,MINI.....	3				
12	105185	CLIP, CABLEBRIDGE, MINI.....	3				
13	105184	WELDMENT,CABLE BRIDGE, TOP,MINI.....	2				
14	105182	WLDMT,CABLE BRIDGE,LOWER,MINI.....	1				
15	30217	SNAP RING,EXTERNAL,1.25 DIA.**.....	8				
16	96390	WASHER,FLAT, 1.27 X 2.13 X .13					
17	96130	PIN, MINI, CENTER.....	8				



304.1 Scissor Assembly, GS-2032, GS-2046



304.1 Scissor Assembly, GS-2032, GS-2046

Item	Part No.	Description	Qty.	Item	Part No.	Description	Qty.
1	96932	PIN, LINKSET MOUNT, 3/4".....	1	20B	96866	WELDMENT,CABLEBRIDGE,SHORT.2 (to SN GS32-86049 and to GS46-85766)	
2	45748	ROD END,.250 X 2.75 LG.....	2	21	6878	BOLT,CARRIAGE,1/4-20 X .75,G2	
3	8915	SCREW,HHC,1/4-20 X 1.25		22	96605	WLDMT,LNK,OUTER #2,#3,#4.....	2
4	6356	WASHER,LOCK,.25		23	96900	PIN, SHORT, GS46.....	6
5	6091	NUT,NYLOCK,1/4-20		24	97235	INNER ARM ASSY #1, GS32&46, WO .....	1
6	9116	BOLT,CARRIAGE,1/4-20 X 1.25,G2				(USA, Canada, Australia)	
7	18504	NUT,LOCKING-LG.FLANGE,1/4-20		--	66055	BEARING,1.50IDX1.77ODX1.25L	
8	105189	BAR,CABLE BRIDGE ARM,UPPER.....	1	24A	97236	INNER ARM ASSY #1, GS32&46, SY (Europe, Asia, South America)	
		(from SN GS32-86050, GS46-85767, GS3208C-101 and GS4609C-101)		--	66055	BEARING,1.50IDX1.77ODX1.25L....	6
8A	96786	BAR, CABLEBRIDGE, LONG.....	2	25	96662	PIN, LOWER CYLINDER MOUNT...1	
		(to SN GS32-86049 and to GS46-85766)		26	105092	BOLT,CARRIAGE,3/8-16X1.25,GR5	
9	96611	WLDMT,LNK,OUT #3-20XX,#5-32XX.....	2	27	105074	FORMING,PH PUSHER, GS46.....	1
10		Ref. Platform Slider (refer to 301.1)		28		Ref. Chassis Slider (refer to 301.1)	
11	84696	INNER ARM ASSY,#3 GS2032.....	1	29	58592	PLATE,HOSE ROUTG,BULKHEAD(PTD).....	2
--	66055	BEARING,1.50IDX1.77ODX1.25L....	6	30	78736	CLAMP,2 HOSE,PLASTIC,5/8.....	4
11A	97233	INNER ARM ASSY, #3, 2046		31	96905	BOLT,CARRIAGE,1/4-20 X 2.5,G2	
--	66055	BEARING,1.50IDX1.77ODX1.25L....	6	32	96862	PIN, LINKSET MOUNT, 1".....	1
12	105193	CLIP,CABLEBRIDGE,GS32/46 (from SN GS32-86050, GS46-85767, GS3208C-101 and GS4609C-101)		33	45226	ROD END,.375 X 3.69.....	3
12A	96787	CLIP, CABLEBRIDGE.....	2	34	8516	SCREW,HHC,3/8-16 X 1.50,GR5	
		(to SN GS32-86049 and to GS46-85766)		35		Ref. Chassis Mount Assembly (refer to 301.1)	
13	96978	WELDMENT,CABLEBRIDGE HOOK.....	1	36	84691	OUTER ARM ASSY,#1, GS32 WORD.....	1
		(to SN GS32-86049 and to GS46-85766)				(USA, Canada, Australia)	
14	96899	PIN, LONG, GS46.....	4	36A	84692	OUTER ARM ASSY,#1, GS32 SYMBOL (Europe, Asia, South America)	
15	39835	WASHER,SCIS ARM,1.54X2.00X.125		36B	97237	OUTER ARM ASSY #1, GS46 WORD.....	1
16	18383	SNAP RING,EXTERNAL,1.5 DIA*** .....	10			(USA, Canada, Australia)	
17	6326	SCREW,HHC,3/8-16 X 3		36C	97238	OUTER ARM ASSY #1, GS46, SYMBO (Europe, Asia, South America)	
18	4828	NUT,NYLOCK,3/8-16		37		Ref. Lift Cylinder (refer to 506.1)	
19	58000	SAFETY CHOCK,SCISSOR.....	1	38	96661	PIN, UPPER CYLINDER MOUNT....	1
20	105191	WELDMENT.CABLE BRIDGE, TOP (from SN GS32-86050, GS46-85767, GS3208C-101 and GS4609C-101)		39	96735	LINK BUMPER, 5".....	4
20A	105190	WLDMT,CABLE BRIDGE,BOTTOM (from SN GS32-86050, GS46-85767, GS3208C-101 and GS4609C-101)		40	97234	INNER ARM ASSY, #2, GS32&46....	1

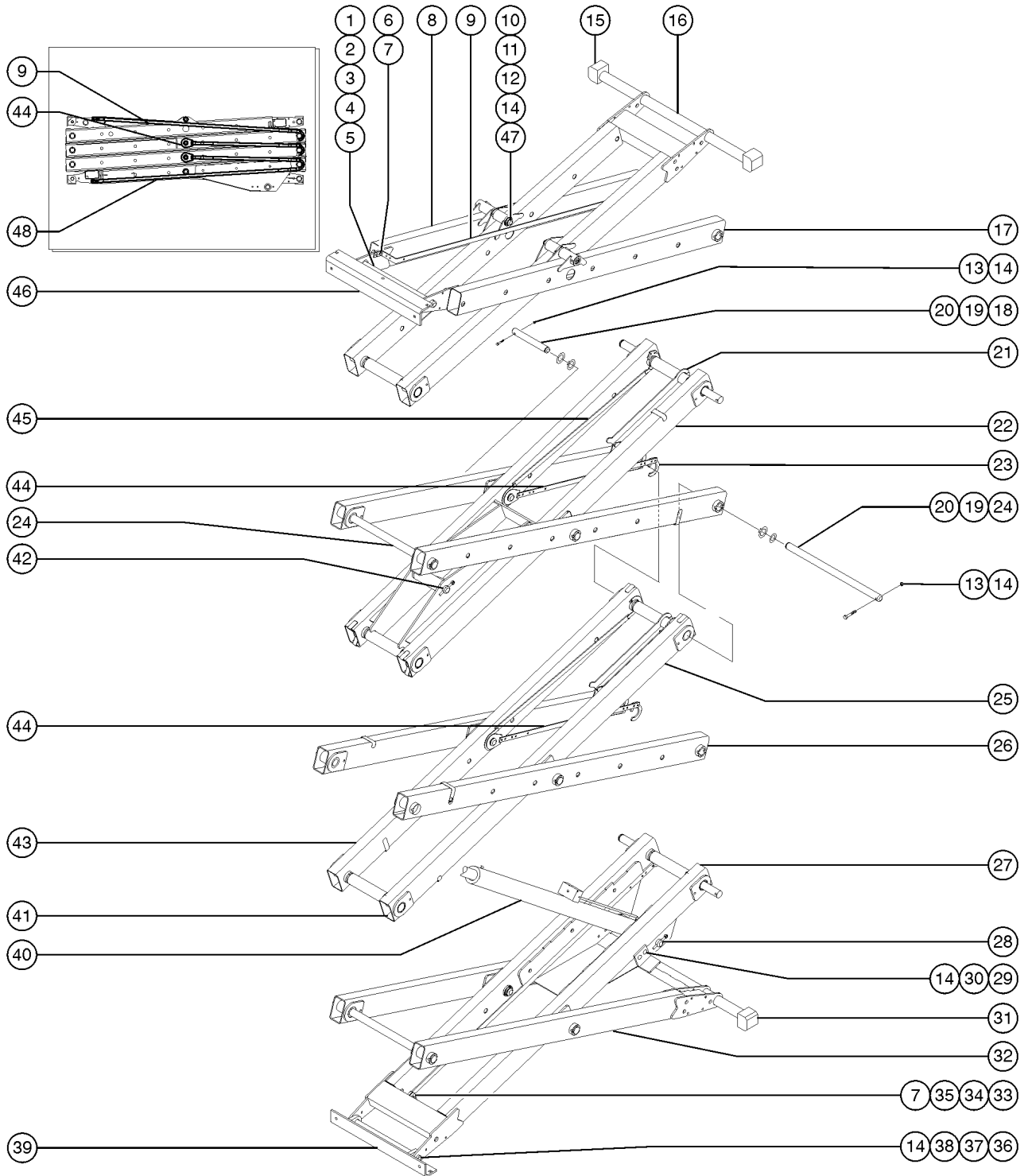


304.1 Scissor Assembly, GS-2032, GS-2046  
(continued)

Item	Part No.	Description	Qty.
--	66055	BEARING,1.50IDX1.77ODX1.25L....8	8
41	96836	LINK BUMPER, SHORT TUBE.....8	8
42		Ref. Platform Mount Assembly <i>(refer to 301.1)</i>	
43	105186	WLDMNT,CABLE BRIDGE,LOWER.....1 <i>(from SN GS32-86050, GS3208C-101, GS46-85767, and GS4609C-101 )</i>	1

*This Page Intentionally Left Blank*

305.1 Scissor Assembly, GS-2632, GS-2646





305.1 Scissor Assembly, GS-2632, GS-2646

Item	Part No.	Description	Qty.	Item	Part No.	Description	Qty.
1	96932	PIN, LINKSET MOUNT, 3/4".....1	1	25	96836	LINK BUMPER, SHORT TUBE.....8	8
2	45748	ROD END,.250 X 2.75 LG.....2	2	26	96605	WLDMT,LNK,OUTER #2,#3,#4.....4	4
3	8915	SCREW,HHC,1/4-20 X 1.25		27	97235	INNER ARM ASSY #1, GS32&46, WO.....1	1
4	6356	WASHER,LOCK,,25				(USA, Canada and Australia)	
5	6091	NUT,NYLOCK,1/4-20		--	66055	BEARING,1.50IDX1.77ODX1.25L	
6	9116	BOLT,CARRIAGE,1/4-20 X 1.25,G2		27A	97236	INNER ARM ASSY #1, GS32&46, SY (Europe, Asia and South America)	
7	18504	NUT,LOCKING-LG.FLANGE,1/4-20		--	66055	BEARING,1.50IDX1.77ODX1.25L....6	6
8	96615	WLDMT,LNK,OUTER #4,26XX.....1 (ground controls side)	1	28	96662	PIN, LOWER CYLINDER MOUNT...1	1
9	96786	BAR, CABLEBRIDGE, LONG.....2 (to SN GS32-86049 and to GS46-85766)	2	29	105092	BOLT,CARRIAGE,3/8-16X1.25,GR5 GS-2646	
9A	105189	BAR,CABLE BRIDGE ARM,UPPER (from SN GS32-86050, GS3208C-101, GS46-85767, and GS4609C-101)		30	105074	FORMING,PH PUSHER, GS46.....1 GS-2646	1
10	96130	PIN, MINI, CENTER.....2	2	31		Ref. Chassis Slider (refer to 301.1)	
11	30217	SNAP RING,EXTERNAL,1.25 DIA.**		32	84691	OUTER ARM ASSY,#1, GS32 WORD.....1	1
12	96390	WASHER,FLAT, 1.27 X 2.13 X .13				GS-2632 (USA, Canada and Australia)	
13	6326	SCREW,HHC,3/8-16 X 3		32A	84692	OUTER ARM ASSY,#1, GS32 SYMBOL	
14	4828	NUT,NYLOCK,3/8-16				GS-2632 (Europe, Asia and South America)	
15		Ref. Platform Slider (refer to 301.1)		32B	97237	OUTER ARM ASSY #1, GS46 WORD.....1	1
16	84698	INNER ARM ASSY,#4 GS2632.....1	1			GS-2646 (USA, Canada and Australia)	
--	66055	BEARING,1.50IDX1.77ODX1.25L....6	6	32C	97238	OUTER ARM ASSY #1, GS46, SYMBO	
16A	97243	INNER ARM ASSY #4, 2646				GS-2646 (Europe, Asia and South America)	
--	66055	BEARING,1.50IDX1.77ODX1.25L....6	6	33		PLATE,HOSE ROUTG,BULKHEAD(PTD).....2	2
17	96616	WLDMT,LNK,OUTER #4,26XX,LEFT.....1 (battery pack side)	1	33	58592	PLATE,HOSE ROUTG,BULKHEAD(PTD).....2	2
18	96900	PIN, SHORT, GS46.....6	6	34	78736	CLAMP,2 HOSE,PLASTIC,5/8.....4	4
19	39835	WASHER,SCIS ARM,1.54X2.00X.125		35	96905	BOLT,CARRIAGE,1/4-20 X 2.5,G2	
20	18383	SNAP RING,EXTERNAL,1.5 DIA*** .....12	12	36	96862	PIN, LINKSET MOUNT, 1".....1	1
21	58000	SAFETY CHOCK,SCISSOR.....1	1	37	45226	ROD END,.375 X 3.69.....3	3
22	97244	INNER ARM ASSY #3, 2632/2646...1	1	38	8516	SCREW,HHC,3/8-16 X 1.50,GR5	
--	66055	BEARING,1.50IDX1.77ODX1.25L....8	8	39		Ref. Chassis Mount Assembly (refer to 301.1)	
23	105193	CLIP,CABLEBRIDGE,GS32/46 (from SN GS32-86050, GS3208C-101, GS46-85767, and GS4609C-101)		40		Ref. Lift Cylinder (refer to 506.1)	
23A	96787	CLIP, CABLEBRIDGE.....3 (to SN GS32-86049 and to GS46-85766)	3	41	96735	LINK BUMPER, 5".....4	4
24	96899	PIN, LONG, GS46.....6	6	42	96812	PIN, LOWER CYL, ROD END.....1	1

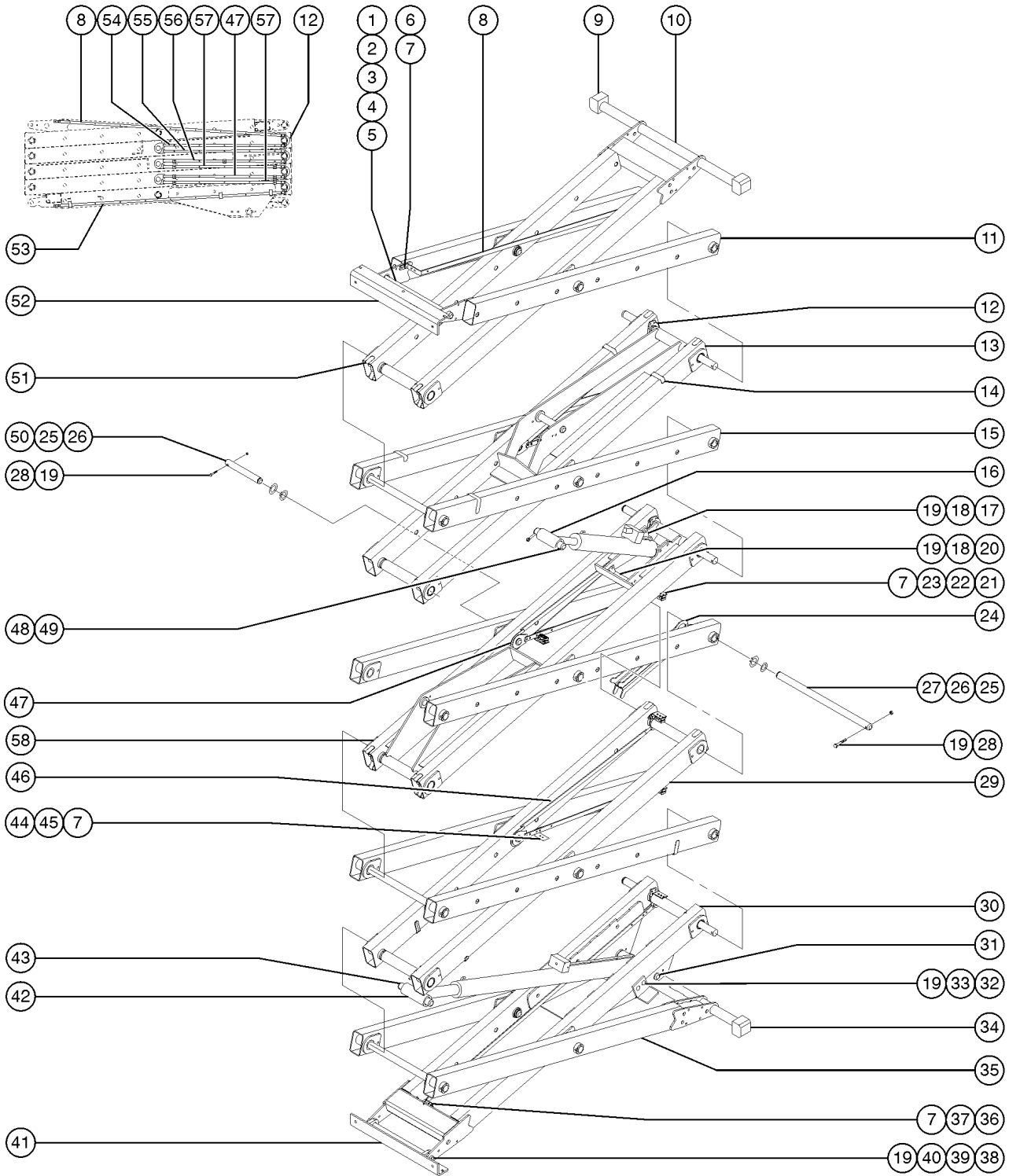


305.1 Scissor Assembly, GS-2632, GS-2646  
(continued)

Item	Part No.	Description	Qty.
43	97234	INNER ARM ASSY, #2, GS32&46....1	
--	66055	BEARING,1.50IDX1.77ODX1.25L....8	
44	105191	WELDMNT.CABLE BRIDGE, TOP (from SN GS32-86050, GS3208C-101, GS46-85767, and GS4609C-101) (shown)	
44A	105190	WLDMT,CABLE BRIDGE,BOTTOM (from SN GS32-86050, GS3208C-101, GS46-85767, and GS4609C-101) (not shown)	
44B	96866	WELDMNT,CABLEBRIDGE,SHORT.2 (to SN GS32-86049 and to GS46-85766)	
45	96978	WELDMNT,CABLEBRIDGE HOOK.....2 (to SN GS32-86049 and to GS46-85766)	
46		Ref. Platform Mount Assembly (refer to 301.1)	
47	6326	SCREW,HHC,3/8-16 X 3 (to SN GS32-86978 and to GS46-86751)	
47A	14033	SCREW,HHC,3/8-16 X 2.75 (from SN GS32-86050, GS3208C-101, GS46-85767, and GS4609C-101)	
48	105186	WLDMNT,CABLE BRIDGE,LOWER.....1 (from SN GS32-86050, GS3208C-101, GS46-85767, and GS4609C-101)	

*This Page Intentionally Left Blank*

306.1 Scissor Assembly, GS-3232, GS-3246



306.1 Scissor Assembly, GS-3232, GS-3246

Item	Part No.	Description	Qty.	Item	Part No.	Description	Qty.
1	96932	PIN, LINKSET MOUNT, 3/4".....	1	26	39835	WASHER,SCIS ARM,1.54X2.00X.125	
2	45748	ROD END,.250 X 2.75 LG.....	2	27	18383	SNAP RING,EXTERNAL,1.5 DIA***.....	18
3	8915	SCREW,HHC,1/4-20 X 1.25		28	6326	SCREW,HHC,3/8-16 X 3	
4	6356	WASHER,LOCK,.25		29	97234	INNER ARM ASSY, #2, GS32&46....	1
5	6091	NUT,NYLOCK,1/4-20		--	66055	BEARING,1.50IDX1.77ODX1.25L....	8
6	9116	BOLT,CARRIAGE,1/4-20 X 1.25,G2		30	97235	INNER ARM ASSY #1, GS32&46, WO.....	1
7	18504	NUT,LOCKING-LG.FLANGE,1/4-20				(USA, Canada, Australia)	
8	96786	BAR, CABLEBRIDGE, LONG.....	2	--	66055	BEARING,1.50IDX1.77ODX1.25L	
		(to SN GS32-86049 and to GS46-85766)		30A	97236	INNER ARM ASSY #1, GS32&46, SY (Europe, Asia, South America)	
8A	105189	BAR,CABLE BRIDGE ARM,UPPER (from SN GS32-86050, GS3208C-101, GS46-85767 and GS4609C-101)		--	66055	BEARING,1.50IDX1.77ODX1.25L....	6
9		Ref. Platform Slider (refer to 301.1)		31	96662	PIN, LOWER CYLINDER MOUNT...1	
10	115114	INNER ARM ASSY #5, 3232		32	105092	BOLT,CARRIAGE,3/8-16X1.25,GR5	
--	66055	BEARING,1.50IDX1.77ODX1.25L....	8	33	105074	FORMING,PH PUSHER, GS46.....	2
10A	97245	INNER ARM ASSY #5, 3246.....	1	34		Ref. Chassis Slider (refer to 301.1)	
--	66055	BEARING,1.50IDX1.77ODX1.25L....	8	35	115115	OUTER ARM ASSY,#1 W/WORD DECAL GS-3232 (USA, Canada, Australia)	
11	96611	WLDMT,LNK,OUT #3-20XX,#5-32XX.....	2	35A	97237	OUTER ARM ASSY #1, GS46 WORD.....	1
12	96787	CLIP, CABLEBRIDGE.....	4			GS-3246 (USA, Canada, Australia)	
		(to SN GS32-86049 and to GS46-85766)		35B	97238	OUTER ARM ASSY #1, GS46, SYMBO GS-3246 (Europe, Asia, South America)	
12A	105193	CLIP,CABLEBRIDGE,GS32/46 (from SN GS32-86050, GS3208C-101, GS46-85767 and GS4609C-101)		36	58592	PLATE,HOSE ROUTG,BULKHEAD(PTD).....	3
13	97246	INNER ARM ASSY #4, 3246.....	1	37	96903	BOLT,CARRIAGE,1/4-20 X 3.50,G2	
--	66055	BEARING,1.50IDX1.77ODX1.25L....	8	38	96862	PIN, LINKSET MOUNT, 1".....	1
14	96836	LINK BUMPER, SHORT TUBE.....	8	39	45226	ROD END,.375 X 3.69.....	4
15	96605	WLDMT,LNK,OUTER #2,#3,#4.....	6	40	8516	SCREW,HHC,3/8-16 X 1.50,GR5	
16		Ref. Lift Cylinder, Top (refer to 506.1)		41		Ref. Chassis Mount Assembly (refer to 301.1)	
17	96700	PLATE, PIN RETAINER.....	2	42		Ref. Lift Cylinder, Bottom (refer to 506.1)	
18	60790	BOLT,CARRIAGE,3/8-16 X1.50,G5		43	96812	PIN, LOWER CYL, ROD END.....	1
19	4828	NUT,NYLOCK,3/8-16		44	105021	FORMING,CB HOSE CLAMP.....	2
20	96971	FORMING,HOSE CLAMP,UPPER CYL.....	1			GS-3232	
21	78736	CLAMP,2 HOSE,PLASTIC,5/8.....	18	45	6878	BOLT,CARRIAGE,1/4-20 X .75,G2	
22	6145	SCREW,HHC,1/4-20 X 1.5		46	96978	WELDMENT,CABLEBRIDGE HOOK.....	3
23	6638	WASHER,FLAT,USS,1/4"Y				(to SN GS32-86049 and to GS46-85766)	
24	58001	SAFETY CHOCK-SCISSOR.....	1				
25	96899	PIN, LONG, GS46.....	8				

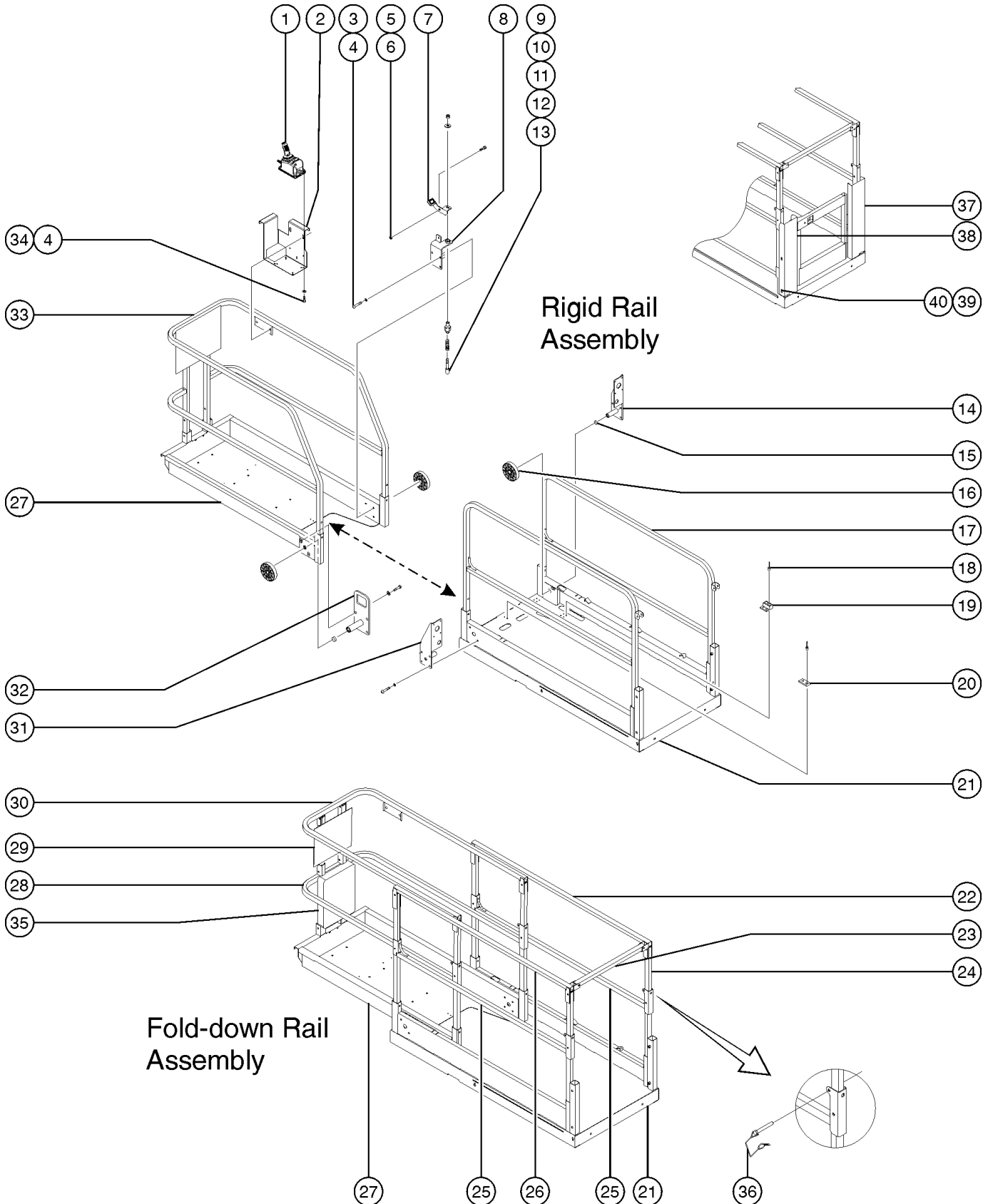


306.1 Scissor Assembly, GS-3232, GS-3246  
(continued)

Item	Part No.	Description	Qty.
47	96866	WELDMENT,CABLEBRIDGE,SHORT.6 GS-3246 (to SN GS32-86049 and to GS46-85766)	
47A	105187	WELDMENT,CABLE BRIDGE, TOP,32XX.....6 GS-3246 (from GS46-85767 and GS4609C-101)	
47B	96866	WELDMENT,CABLEBRIDGE,SHORT.3 GS-3246 (to SN GS32-86049 and to GS46-85766)	
47C	105187	WELDMENT,CABLE BRIDGE, TOP,32XX.....3 GS-3246 (from GS46-85767 and GS4609C-101)	
48	96661	PIN, UPPER CYLINDER MOUNT....1	
49	96663	PIN, SADDLE CYLINDER MOUNT.....1	
50	96900	PIN, SHORT, GS46.....6	
51	96735	LINK BUMPER, 5".....8	
52		Ref. Platform Mount Assembly (refer to 301.1)	
53	105186	WLDMNT,CABLE BRIDGE,LOWER.....1 (from SN GS32-86050, GS3208C-101, GS46-85767, GS4609C-101)	
54	105191	WELDMENT.CABLE BRIDGE, TOP.....1 (from SN GS32-86050, GS3208C-101, GS46-85767, GS4609C-101)	
55	105190	WLDMT,CABLE BRIDGE,BOTTOM.....1 (from SN GS32-86050, GS3208C-101, GS46-85767, GS4609C-101)	
56	105192	WELDMENT,CABLE BRIDGE***.....1 (from SN GS32-86050, GS3208C-101, GS46-85767, GS4609C-101)	
57	105188	WLDMT,CABLE BRIDGE,BOTTOM,3246.....2 (from SN GS32-86050, GS3208C-101, GS46-85767, GS4609C-101)	
58	96608	WLDMT,LNK,INNER #3,32XX.....1	
--	66055	BEARING,1.50IDX1.77ODX1.25L....8	

***This Page Intentionally Left Blank***

401.1 Platform Components, GS-1530, GS-1532, GS-1930, GS-1932





## 401.1 Plattform Components, GS-1530, GS-1532, GS-1930, GS-1932

Item	Part No.	Description	Qty.	Item	Part No.	Description	Qty.
--	97081	PLAT ASSY RIGID SWING 1530ANSI (to SN 88079) (Assemblies with Word Decals - USA and Canada models)		--	97088	PLAT ASSY FOLD CHAIN 1930ANSI (to SN 88079) (Assemblies with Word Decals - USA and Canada models)	
--	115173	PLAT ASSY RIGID SWING 1530ANSI (from SN 88080 and GS3008C-101) (Assemblies with Word Decals - USA and Canada models)		--	115180	PLAT ASSY FOLD CHAIN 1930ANSI (from SN 88080 and GS3008C-101) (Assemblies with Word Decals - USA and Canada models)	
--	97082	PLAT ASSY RIGID CHAIN 1530ANSI (to SN 88079) (Assemblies with Word Decals - USA and Canada models)		--	97093	PLAT ASSY RIGID SWING 1532 AUS (to SN 88079) (Australia models)	
--	115174	PLAT ASSY RIGID CHAIN 1530ANSI (from SN 88080 and GS3008C-101) (Assemblies with Word Decals - USA and Canada models)		--	115181	PLAT ASSY RIGID SWING 1532 AUS (from SN 88080 and GS3008C-101) (Australia models)	
--	97083	PLAT ASSY FOLD SWING 1530ANSI (to SN 88079) (Assemblies with Word Decals - USA and Canada models)		--	97094	PLAT ASSY FOLD SWING 1532 AUS (to SN 88079) (Australia models)	
--	115175	PLAT ASSY FOLD SWING 1530ANSI (from SN 88080 and GS3008C-101) (Assemblies with Word Decals - USA and Canada models)		--	115182	PLAT ASSY FOLD SWING 1532 AUS (from SN 88080 and GS3008C-101) (Australia models)	
--	97084	PLAT ASSY FOLD CHAIN 1530ANSI (to SN 88079) (Assemblies with Word Decals - USA and Canada models)		--	97095	PLAT ASSY RIGID SWING 1932 AUS (to SN 88079) (Australia models)	
--	115176	PLAT ASSY FOLD CHAIN 1530ANSI (from SN 88080 and GS3008C-101) (Assemblies with Word Decals - USA and Canada models)		--	115183	PLAT ASSY RIGID SWING 1932 AUS (from SN 88080 and GS3008C-101) (Australia models)	
--	97085	PLAT ASSY RIGID SWING 1930ANSI (to SN 88079) (Assemblies with Word Decals - USA and Canada models)		--	97096	PLAT ASSY FOLD SWING 1932 AUS (to SN 88079) (Australia models)	
--	115177	PLAT ASSY RIGID SWING 1930ANSI (from SN 88080 and GS3008C-101) (Assemblies with Word Decals - USA and Canada models)		--	115184	PLAT ASSY FOLD SWING 1932 AUS (from SN 88080 and GS3008C-101) (Australia models)	
--	97086	PLAT ASSY RIGID CHAIN 1930ANSI (to SN 88079) (Assemblies with Word Decals - USA and Canada models)		--	97097	PLAT ASSY RIGID SWING 1530SMBL (to SN 88079) (Assemblies with Symbol Decals - USA, Canada and Australia models)	
--	115178	PLAT ASSY RIGID CHAIN 1930ANSI (from SN 88080 and GS3008C-101) (Assemblies with Word Decals - USA and Canada models)		--	115185	PLAT ASSY RIGID SWING 1530SMBL (from SN 88080 and GS3008C-101) (Assemblies with Symbol Decals - USA, Canada and Australia models)	
--	97087	PLAT ASSY FOLD SWING 1930ANSI (to SN 88079) (Assemblies with Word Decals - USA and Canada models)		--	97098	PLAT ASSY RIGID CHAIN 1530SMBL (to SN 88079) (Assemblies with Symbol Decals - USA, Canada and Australia models)	
--	115179	PLAT ASSY FOLD SWING 1930ANSI (from SN 88080 and GS3008C-101) (Assemblies with Word Decals - USA and Canada models)		--	115186	PLAT ASSY RIGID CHAIN 1530SMBL (from SN 88080 and GS3008C-101) (Assemblies with Symbol Decals - USA, Canada and Australia models)	
				--	97099	PLAT ASSY FOLD SWING 1530SMBL (to SN 88079) (Assemblies with Symbol Decals - USA, Canada and Australia models)	

401.1 Plattform Components, GS-1530, GS-1532, GS-1930, GS-1932  
(continued)

Item	Part No.	Description	Qty.	Item	Part No.	Description	Qty.
--	115187	PLAT ASSY FOLD SWING 1530SMBL <i>(from SN 88080 and GS3008C-101) (Assemblies with Symbol Decals - USA, Canada and Australia models)</i>		--	115193	PLAT ASSY RIGID SWING 1532 CE <i>(from SN 88080 and GS3008C-101) (European models)</i>	
--	97100	PLAT ASSY FOLD CHAIN 1530SMBL <i>(to SN 88079) (Assemblies with Symbol Decals - USA, Canada and Australia models)</i>		--	97090	PLAT ASSY FOLD SWING 1532 CE <i>(to SN 88079) (European models)</i>	
--	115188	PLAT ASSY FOLD CHAIN 1530SMBL <i>(from SN 88080 and GS3008C-101) (Assemblies with Symbol Decals - USA, Canada and Australia models)</i>		--	115194	PLAT ASSY FOLD SWING 1532 CE <i>(European models)</i>	
--	97101	PLAT ASSY RIGID SWING 1930SMBL <i>(to SN 88079) (Assemblies with Symbol Decals - USA, Canada and Australia models)</i>		--	97091	PLAT ASSY RIGID SWING 1932 CE <i>(to SN 88079) (European models)</i>	
--	115189	PLAT ASSY RIGID SWING 1930SMBL <i>(from SN 88080 and GS3008C-101) (Assemblies with Symbol Decals - USA, Canada and Australia models)</i>		--	115195	PLAT ASSY RIGID SWING 1932 CE <i>(from SN 88080 and GS3008C-101) (European models)</i>	
--	97102	PLAT ASSY RIGID CHAIN 1930SMBL <i>(to SN 88079) (Assemblies with Symbol Decals - USA, Canada and Australia models)</i>		--	97092	PLAT ASSY FOLD SWING 1932 CE <i>(to SN 88079) (European models)</i>	
--	115190	PLAT ASSY RIGID CHAIN 1930SMBL <i>(from SN 88080 and GS3008C-101) (Assemblies with Symbol Decals - USA, Canada and Australia models)</i>		--	115196	PLAT ASSY FOLD SWING 1932 CE <i>(from SN 88080 and GS3008C-101) (European models)</i>	
--	97103	PLAT ASSY FOLD SWING 1930SMBL <i>(to SN 88079) (Assemblies with Symbol Decals - USA, Canada and Australia models)</i>		1		Ref. Platform Control Box <i>(refer to 406.1)</i>	
--	115191	PLAT ASSY FOLD SWING 1930SMBL <i>(from SN 88080 and GS3008C-101) (Assemblies with Symbol Decals - USA, Canada and Australia models)</i>		2		Ref. Platform Control Box Mount Bracket <i>(refer to 406.1)</i>	
--	97104	PLAT ASSY FOLD CHAIN 1930SMBL <i>(to SN 88079) (Assemblies with Symbol Decals - USA, Canada and Australia models)</i>		3	5224	SCREW,HHC,3/8-16 X 2	
--	115192	PLAT ASSY FOLD CHAIN 1930SMBL <i>(from SN 88080 and GS3008C-101) (Assemblies with Symbol Decals - USA, Canada and Australia models)</i>		4	6021	WASHER,LOCK,,375	
--	97089	PLAT ASSY RIGID SWING 1532 CE <i>(to SN 88079) (European models)</i>		5	6002	NUT,LP NYLOCK,5/16-18	
				6	47227	SCREW,SHS,5/16-18 X .25	
				7	46260	FOOTPEDAL W/NON-SKID TAPE,GS.....1	
				--	47225	TAPE,NON-SKID,DIE CUT,1.38X1.5	
				8	96413	WLDMT,LOCKING ROLLER SUPPORT.....1	
				9	39470	PIN, LOCK.....1	
				10	39469	SPRING,COMPRESSION.485 X1.75**.....1	
				11	41630	HOUSING,LOCK PIN.....1	
				12	6097	WASHER,FLAT,USS,3/8",Y	
				13	7713	NUT,LP NYLOCK,3/8-16	
				14	84587	ROLLER BRACKET ASSY, GRND CNTR.....1 <i>(ground controls side)</i>	
				15	21279	BUTTON, .800 O.D. X .281.....3	
				16	47163	ROLLER,PLATFORM EXTENSION.....4	
				17	97034	GS30 RIDGID MAIN SIDE SQ RAIL.....2	
				18	39579	RIVET,STL,STL,.188 X .45.....20	



401.1 Plattform Components, GS-1530, GS-1532, GS-1930, GS-1932

Item	Part No.	Description	Qty.	Item	Part No.	Description	Qty.
19	39310	WEAR/GUIDE PAD MAIN PLATFORM.....	4	29A	144206	ASSY,DECAL PLATE,ANSI/CSA,GS32.....	1
20	39474	WEAR PAD,PLATFORM.....	2			(models with word decals)	
21	97115	PLAT MAIN DECK ASSY,1530 ANSI.....	1			(GS-1530/1930 from SN GS3005A-76000 to 07A-91371; from SN GS3005B-76000 to 07B-88079)	
		(ANSI, CSA models)				(GS-2032/2632 from SN GS3204-75407 to 07-87723)	
21	97116	PLAT MAIN DECK ASSY,1532 CE (CE models)				(GS-3232 from SN GS3207-84867 to 07-87723)	
21	97117	PLAT MAIN DECK ASSY,1532 AUS (Australia models)		29A	96854	DECAL PLATE ASSY W/WORD DECALS	
21	97118	PLAT MAIN DECK ASSY,1530 SMBL (models with symbol decals except CE models)				(models with word decals) (GS-30 from SN 91372) (GS-32 from SN 87724)	
21	97119	PLAT MAIN DECK ASSY,1930 ANSI (ANSI and CSA models)		29B	84590	DECAL PLATE ASSY W/SYM DECALS	
21	97120	PLAT MAIN DECK ASSY,1932 CE (CE models)				(models with symbol decals)	
21	97121	PLAT MAIN DECK ASSY,1932 AUS (Australia models)		30		CAP, TUBE, SQ,1.25 X .083	
21	97122	PLAT MAIN DECK ASSY,1930 SMBL (models with symbol decals except CE models)		30	78038	CAP, TUBE, SQ,1.25 X .083	
--	47098	TAPE, NON-SKID, DIE CUT, 4" X 40"		30	97213	EXT RAIL ASSY, UPPER, GS30.....	1
--	47231	TAPE, NON-SKID, DIE CUT, 4" X 16"		31	96246	WELDMENT, ROLLER BRACKET, LT***	1
22	66890	WLDMT, MAIN SIDERAIL, UPPER, RT.....	1	32	84586	LANYARD ROLLER BRKT ASSY W/DEC.....	1
		(ground controls side)		33A	144208	ASSY,DECAL PLATE,GS30,WORD.....	1
22	78038	CAP, TUBE, SQ,1.25 X .083				(models with word decals)	
23	66886	ENTRY SWING TUBE.....	1			(GS-1530/1930 from SN GS3003-61513 to 05-75999; from SN GS3005A-76000 to 07A-91371; from SN GS3005B-76000 to 07B-88079)	
24	66485	TUBE, VERT, FOLDING.....	6	33A	96844	FIXED RAILS ASSY,GS30 WORD (models with word decals) (GS-30 from 91372)	
25	78038	CAP, TUBE, SQ,1.25 X .083		33B	97132	FIXED RAILS ASSY, GS30 SYMBOL (models with symbol decals)	
25	97041	MAIN RAIL, FOLDING, GS30.....	2	34	8255	SCREW,HHC,3/8-16 X .75	
26	66889	WLDMT, MAIN SIDERAIL, UPPER,LFT.....	1	35	24514	BOX,INSTRUCTION STORAGE.....	1
		(battery pack side)				(CE)	
26	78038	CAP, TUBE, SQ,1.25 X .083		35A	44743	MANUAL BOX W/DECALS*** (ANSI/CSA)	
27	97123	PLAT EXT DECK ASSY,GS30.....	1	36	66030	PIN, WIRE LOCK 3/8 X 2 -1/2.....	4
--	39474	WEAR PAD,PLATFORM.....	1	36	78022	LANYARD,BLACK NYLON,TYPE 1*** (CE)	
--	47374	TAPE, NON-SKID, DIE CUT, 4" X 32".....	3	37	66883-S	FORMING, HALF GATE HINGE (ground controls side)	
--	T113787	RIVET,ALUM,STL.,188 X .250.....	2				
		for 39474					
28	78038	CAP, TUBE, SQ,1.25 X .083					
28	96336	WLDMT, EXT DECK LWR RAIL.....	1				
		(fold down)					



401.1 Platform Components, GS-1530, GS-1532, GS-1930, GS-1932  
(continued)

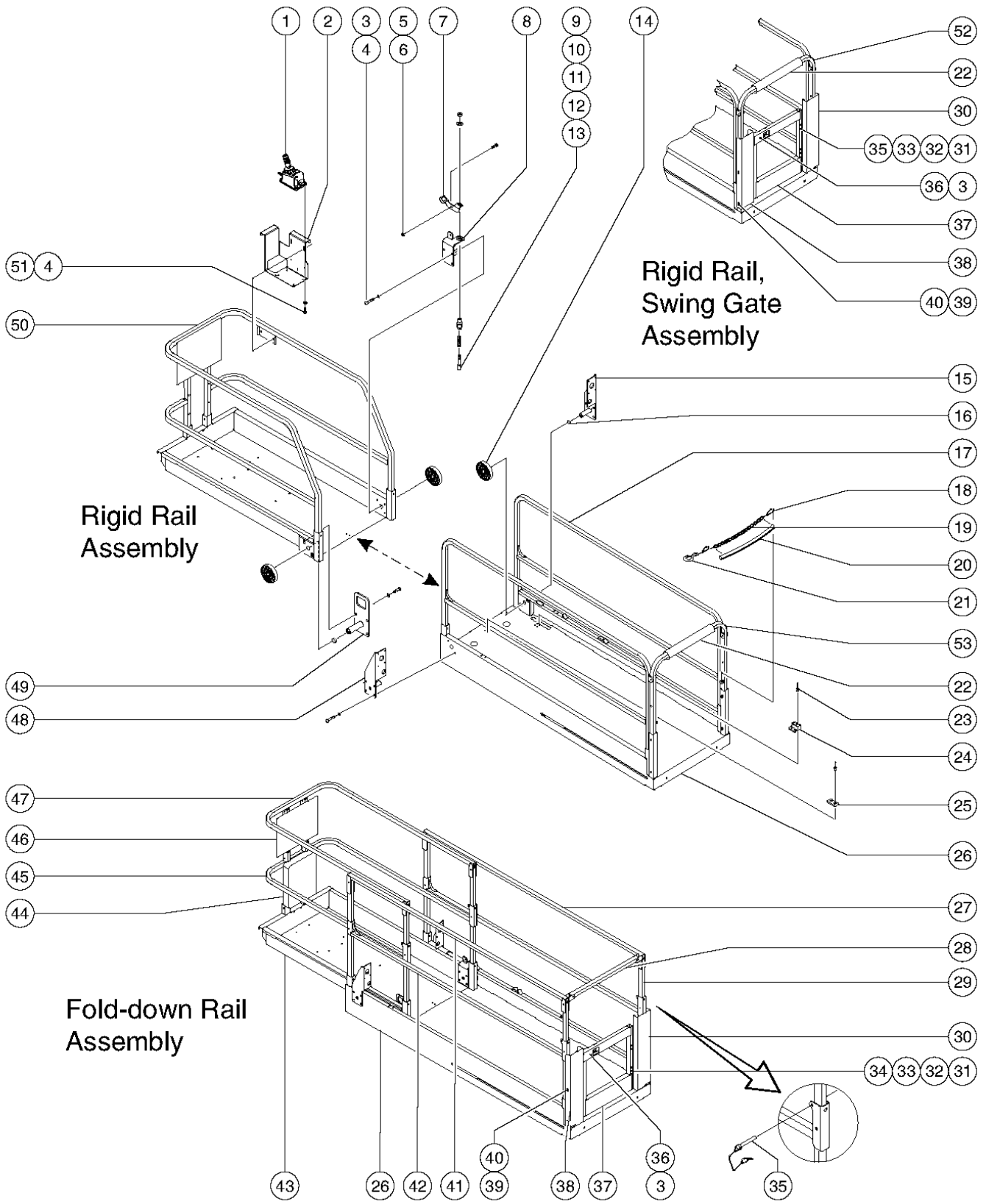
Item	Part No.	Description	Qty.
38	66903-S	WLDMT, FORMING, HALFGATE CATCH <i>(battery pack side)</i>	
39	8178	SCREW,HHC,3/8-16 X 2.5	
40	5397	WASHER,FLAT,USS,5/16",Y	

---

401.1 Platform Components, GS-1530, GS-1532, GS-1930, GS-1932  
(continued)

***This Page Intentionally Left Blank***

402.1 Platform Components, GS-2032, GS-2632, GS-3232



## 402.1 Platform Components, GS-2032, GS-2632, GS-3232

Item	Part No.	Description	Qty.	Item	Part No.	Description	Qty.
--	97290	PLAT ASSY, RIGID/CHN,2032 ANSI (to SN 87723) (complete) (Assemblies with Word Decals - USA and Canada models)		--	97302	PLAT ASSY,RIGID/SWG, 2032 AUS (to SN 87723) (complete) (word, Australia models)	
--	115197	PLAT ASSY, RIGID/CHN,2032 ANSI (from SN 87724 and GS3208C-101) (complete) (Assemblies with Word Decals - USA and Canada models)		--	115239	PLAT ASSY,RIGID/SWG, 2032 AUS (from SN 87724 and GS3208C-101) (complete) (word, Australia models)	
--	97291	PLAT ASSY,RIGID/SWG,2032 ANSI (to SN 87723) (complete) (Assemblies with Word Decals - USA and Canada models)		--	97303	PLAT ASSY,FLD/SWG, 2032 AUS WO (to SN 87723) (complete) (Australia models)	
--	115198	PLAT ASSY,RIGID/SWG,2032 ANSI (from SN 87724 and GS3208C-101) (complete) (Assemblies with Word Decals - USA and Canada models)		--	115240	PLAT ASSY,FLD/SWG, 2032 AUS WO (from SN 87724 and GS3208C-101) (complete) (Australia models)	
--	97292	PLAT ASSY,FLD/CHN,2032 ANSI WO (to SN 87723) (complete) (Assemblies with Word Decals - USA and Canada models)		--	97304	PLAT ASSY,FLD/SWG,2632 AUS WOR (to SN 87723) (complete) (Australia models)	
--	115199	PLAT ASSY,FLD/CHN,2032 ANSI WO (from SN 87724 and GS3208C-101) (complete) (Assemblies with Word Decals - USA and Canada models)		--	115241	PLAT ASSY,FLD/SWG,2632 AUS WOR (from SN 87724 and GS3208C-101) (complete) (Australia models)	
--	97293	PLAT ASSY,FLD/SWG,2032 ANSI WO (to SN 87723) (complete) (Assemblies with Word Decals - USA and Canada models)		--	115242	PLAT ASSY,FLD/SWG,3232 AUS WO (from SN 87724 and GS3208C-101) (complete) (Assemblies with Word Decals - Australia models)	
--	115236	PLAT ASSY,FLD/SWG,2032 ANSI WO (from SN 87724 and GS3208C-101) (complete) (Assemblies with Word Decals - USA and Canada models)		--	97295	PLAT ASSY,RIGID/CHN,2032 ANSI (to SN 87723) (complete) (Assemblies with Symbol Decals - USA, Canada and Australia models)	
--	97294	PLAT ASSY,FLD/SWG,2632 ANSI WO (to SN 87723) (complete) (Assemblies with Word Decals - USA and Canada models)		--	115243	PLAT ASSY,RIGID/CHN,2032 ANSI (from SN 87724 and GS3208C-101) (complete) (Assemblies with Symbol Decals - USA, Canada and Australia models)	
--	115237	PLAT ASSY,FLD/SWG,2632 ANSI WO (from SN 87724 and GS3208C-101) (complete) (Assemblies with Word Decals - USA and Canada models)		--	97296	PLAT ASSY,RIGID/SWG, 2032 ANSI (to SN 87723) (complete) (Assemblies with Symbol Decals - USA, Canada and Australia models)	
--	115238	PLAT ASSY,FLD/SWG,3232 ANSI WO (from SN 87724 and GS3208C-101) (complete) (Assemblies with Word Decals - USA and Canada models)		--	115244	PLAT ASSY,RIGID/SWG, 2032 ANSI (from SN 87724 and GS3208C-101) (complete) (Assemblies with Symbol Decals - USA, Canada and Australia models)	
				--	97297	PLAT ASSY,FLD/CHN,2032 ANSI SY (to SN 87723) (complete) (Assemblies with Symbol Decals - USA, Canada and Australia models)	

402.1 Platform Components, GS-2032, GS-2632, GS-3232  
(continued)

Item	Part No.	Description	Qty.	Item	Part No.	Description	Qty.
--	115245	PLAT ASSY,FLD/CHN,2032 ANSI SY <i>(from SN 87724 and GS3208C-101) (complete) (Assemblies with Symbol Decals - USA, Canada and Australia models)</i>		2		Ref. Platform Control Box Mount <i>(refer to 406.1)</i>	
--	97298	PLAT ASSY,FLD/SWG,2032 ANSI SY <i>(to SN 87723) (complete) (Assemblies with Symbol Decals - USA, Canada and Australia models)</i>		3	5224	SCREW,HHC,3/8-16 X 2	
--	115246	PLAT ASSY,FLD/SWG,2032 ANSI SY <i>(from SN 87724 and GS3208C-101) (complete) (Assemblies with Symbol Decals - USA, Canada and Australia models)</i>		4	6021	WASHER,LOCK,.375	
--	97299	PLAT ASSY,FLD/SWG,2632 ANSI SY <i>(to SN 87723) (complete) (Assemblies with Symbol Decals - USA, Canada and Australia models)</i>		5	6002	NUT,LP NYLOCK,5/16-18	
--	115247	PLAT ASSY,FLD/SWG,2632 ANSI SY <i>(from SN 87724 and GS3208C-101) (complete) (Assemblies with Symbol Decals - USA, Canada and Australia models)</i>		6	47227	SCREW,SHS,5/16-18 X .25	
--	115248	PLAT ASSY,FLD/SWG,3232 SYMBOLS <i>(from SN 87724 and GS3208C-101) (complete) (Assemblies with Symbol Decals - Asia and S. America models)</i>		7	46260	FOOTPEDAL W/NON-SKID TAPE,GS.....1	
--	97300	PLAT ASSY,FLD/SWG,2032 CE SYMB <i>(to SN 87723) (complete) (European models)</i>		--	47225	TAPE,NON-SKID,DIE CUT,1.38X1.5	
--	115249	PLAT ASSY,FLD/SWG,2032 CE SYMB <i>(from SN 87724 and GS3208C-101) (complete) (European models)</i>		8	96413	WLDMT,LOCKING ROLLER SUPPORT.....1	
--	97301	PLAT ASSY,FLD/SWG 2632 CE SYMB <i>(to SN 87723) (complete) (European models)</i>		9	39470	PIN, LOCK.....1	
--	115250	PLAT ASSY,FLD/SWG 2632 CE SYMB <i>(from SN 87724 and GS3208C-101) (complete) (European models)</i>		10	39469	SPRING,COMPRESSION.485 X1.75**.....1	
--	115251	PLAT ASSY,FLD/SWG 3232 CE SYMB <i>(from SN 87724 and GS3208C-101) (complete) (Assemblies with Symbols Decals - European models)</i>		11	41630	HOUSING,LOCK PIN.....1	
1		Ref. Platform Control Box <i>(refer to 406.1)</i>		12	6097	WASHER,FLAT,USS,3/8",Y	
				13	7713	NUT,LP NYLOCK,3/8-16	
				14	47163	ROLLER,PLATFORM EXTENSION.....4	
				15	84587	ROLLER BRACKET ASSY, GRND CNTR.....1 <i>(ground controls side)</i>	
				16	21279	BUTTON, .800 O.D. X .281.....3	
				17	97044	MAIN RAIL RIGID, SQ GS32.....2	
				18	97305	CHAIN GATE ASSY, COM GS32.....1 <i>(GS-2032)</i>	
				--	96163	LINK, OPEN-END.....2	
				19	39509	CHAIN,3/16,OPEN LINK 22.5".....1	
				20	47224	TUBING,PVC,1",BLACK***.21-inches	
				21	39510	RIGID EYE SNAP.....1	
				22	47188	FOAM,CLOSED CELL 1.75X.250X18"	
				--	28443	CABLE TIE,11.5" BLACK	
				23	39579	RIVET,STL,STL,.188 X .45.....20	
				24	39310	WEAR/GUIDE PAD MAIN PLATFORM.....4	
				25	39474	WEAR PAD,PLATFORM.....2	
				26	84674	MAIN DECK ASSY, GS2032 WORD.....1 <i>(models with word decals)</i>	
				26A	84675	MAIN DECK ASSY, GS2032 SYMBOL <i>(models with symbol decals)</i>	
				26B	84676	MAIN DECK ASSY, GS2032 CE SYMB <i>(CE models)</i>	





402.1 Platform Components, GS-2032, GS-2632, GS-3232

Item	Part No.	Description	Qty.	Item	Part No.	Description	Qty.
26C	97284	MAIN DECK ASSY, GS2032 AU WORD <i>(Australia models)</i>		37C	97286	SWING GATE ASSY, GS2032 CE <i>(Assemblies with Symbol Decals - European models)</i>	
26D	84677	MAIN DECK ASSY, GS2632 WORD <i>(models with word decals)</i>		37D	84682	SWING GATE ASSY, GS2032 CESYMB <i>(complete) (Assemblies with Symbol Decals - European models)</i>	
26E	84678	MAIN DECK ASSY, GS2632 SYMBOL <i>(models with symbol decals)</i>		37E	84697	SWING GATE ASSY, GS2632 CE SYM <i>(complete) (Assemblies with Symbol Decals - European models)</i>	
26F	84679	MAIN DECK ASSY, GS2632 CE SYMB <i>(CE models)</i>		37F	97287	SWING GATE ASSY, GS2632 CE IND <i>(models with CE symbol decals; Assemblies with Symbol Decals - European models)</i>	
26G	97285	MAIN DECK ASSY, GS2632 AU WORD <i>(Australia models)</i>		37G	65990-S	KIT,GATE LATCH <i>(includes items 13 and 14; Assemblies with Symbol Decals - European models)</i>	
26H	105999	MAIN DECK ASSY,GS3232,WORD		--	22446	SPRING,COMPRESSION .835 X 2.....1 <i>included in kit 65990-S</i>	1
26I	144000	MAIN DECK ASSY,GS3232,SYMBOL		--	66544	LATCH HANDLE.....1 <i>included in kit 65990-S</i>	1
26J	144001	MAIN DECK ASSY,GS3232,CE SYMB		38	105099	WLDT, HALF GATE CATCH, GS32.....1 <i>(battery pack side)</i>	1
26K	144002	MAIN DECK ASSY,GS3232,AU WORD		39	8178	SCREW,HHC,3/8-16 X 2.5	
--	47098	TAPE,NON-SKID,DIE CUT,4"X 40"		40	5397	WASHER,FLAT,USS,5/16",Y	
--	47231	TAPE,NON-SKID,DIE CUT,4"X 16"		41	78038	CAP, TUBE, SQ,1.25 X .083	
--	47374	TAPE,NON-SKID,DIE CUT,4"X 32"		41	84684	MAIN FLDG RAIL ASSY,UPR L,GS32.....1 <i>(battery pack side) (fold-down)</i>	1
27	78038	CAP, TUBE, SQ,1.25 X .083		42	78038	CAP, TUBE, SQ,1.25 X .083	
27	84685	MAIN FLDG RAIL ASSY,UPR RT,32.....1 <i>(ground controls side)</i>	1	42	84683	MAIN FLDG RAIL ASSY, LWR, GS32.....2 <i>(fold-down)</i>	2
28	105057	TUBE, ENTRY SWING, GS32.....1	1	43	84680	EXT. DECK ASSY, GS32.....1 <i>(ANSI and CSA models)</i>	1
29	66485	TUBE, VERT, FOLDING.....6	6	43	84681	EXT. DECK ASSY, GS32 CE <i>(CE models)</i>	
30	105004	FORMING, HALF GATE, HINGE.....1 <i>(ground controls side)</i>	1	--	39474	WEAR PAD,PLATFORM.....1	1
31	4266	SCREW,HHC,1/4-20 X 2		--	47231	TAPE,NON-SKID,DIE CUT,4"X 16".....1	1
32	6638	WASHER,FLAT,USS,1/4"Y		--	47374	TAPE,NON-SKID,DIE CUT,4"X 32".....3	3
33	104804	HINGE, SPRING, LONG LEG.....2	2	--	T113787	RIVET,ALUM,STL,.188 X .250.....2 <i>for 39474</i>	2
34	6091	NUT,NYLOCK,1/4-20					
35	66030	PIN, WIRE LOCK 3/8 X 2 -1/2.....4	4				
35	78022	LANYARD,BLACK NYLON,TYPE 1*** <i>(CE models)</i>					
36	4828	NUT,NYLOCK,3/8-16					
37A	97110	SWING GATE ASSY,GS30/32** <i>(Assemblies with Word and Symbol Decals - USA, Canada and Australia models)</i>					
37B	84690	SWING GATE ASSY,GS32,COMPLETE <i>(complete) (Assemblies with Word and Symbol Decals - USA, Canada and Australia models)</i>					



402.1 Platform Components, GS-2032, GS-2632, GS-3232  
(continued)

Item	Part No.	Description	Qty.	Item	Part No.	Description	Qty.
44	24514	BOX,INSTRUCTION STORAGE.....1 <i>(CE models)</i>		50B	84689	EXT RIGID RAIL ASSY, GS32 SYMB <i>(models with symbol decals)</i>	
44A	44743	MANUAL BOX W/DECALS*** <i>(ANSI and CSA models)</i>		51	8255	SCREW,HHC,3/8-16 X .75	
45	105023	WLDMT, LOWER EXT RAIL.....1		52	105146	FORMING,SG HEADER RAIL,GS2032.....1	
45	78038	CAP, TUBE, SQ,1.25 X .083		53	105093	WELDMNT, CHAIN GATE.....1	
46A	144206	ASSY,DECAL PLATE,ANSI/CSA,GS32.....1 <i>(models with word decals)</i> <i>(GS-1530/1930 from SN</i> <i>GS3005A-76000 to 07A-91371; from</i> <i>SN GS3005B-76000 to 07B-88079)</i> <i>(GS-2032/2632 from SN</i> <i>GS3204-75407 to 07-87723)</i> <i>(GS-3232 from SN GS3207-84867 to</i> <i>07-87723)</i>					
46A	96854	DECAL PLATE ASSY W/WORD DECALS <i>(models with word decals) (GS-30</i> <i>from SN 91372) (GS-32 from SN</i> <i>87724)</i>					
46B	84590	DECAL PLATE ASSY W/SYM DECALS <i>(fold down models with symbol decals)</i>					
47	84686	EXT FLDG RAIL ASSY,UPR,32,WO** .....1 <i>(Assemblies with Word Decals - USA,</i> <i>Canada and Australia models)</i> <i>(fold-down)</i>					
47A	84687	EXT FLDG RAIL ASSY, UPR, 32, S <i>(Assemblies with Symbol Decals -</i> <i>European models) (fold-down)</i>					
47B	78038	CAP, TUBE, SQ,1.25 X .083					
48	96246	WELDMNT,ROLLER BRACKET,LT*** .....1					
49	84586	LANYARD ROLLER BRKT ASSY W/DEC.....1					
50	84689	EXT RIGID RAIL ASSY, GS32 SYMB <i>(models with symbol decals)</i>					
50A	144204	ASSY,EXT. RIGID RAIL,GS32,WORD.....1 <i>(models with word decals)</i> <i>(GS-2032/2632 from SN</i> <i>GS3204-75407 to 07-87723)</i> <i>(GS-3232 from SN GS3207-84867 to</i> <i>07-87723)</i>					
50A	84688	EXT. RIGID RAIL ASSY,GS32 WOR <i>(models with word decals) (from SN</i> <i>87724)</i>					

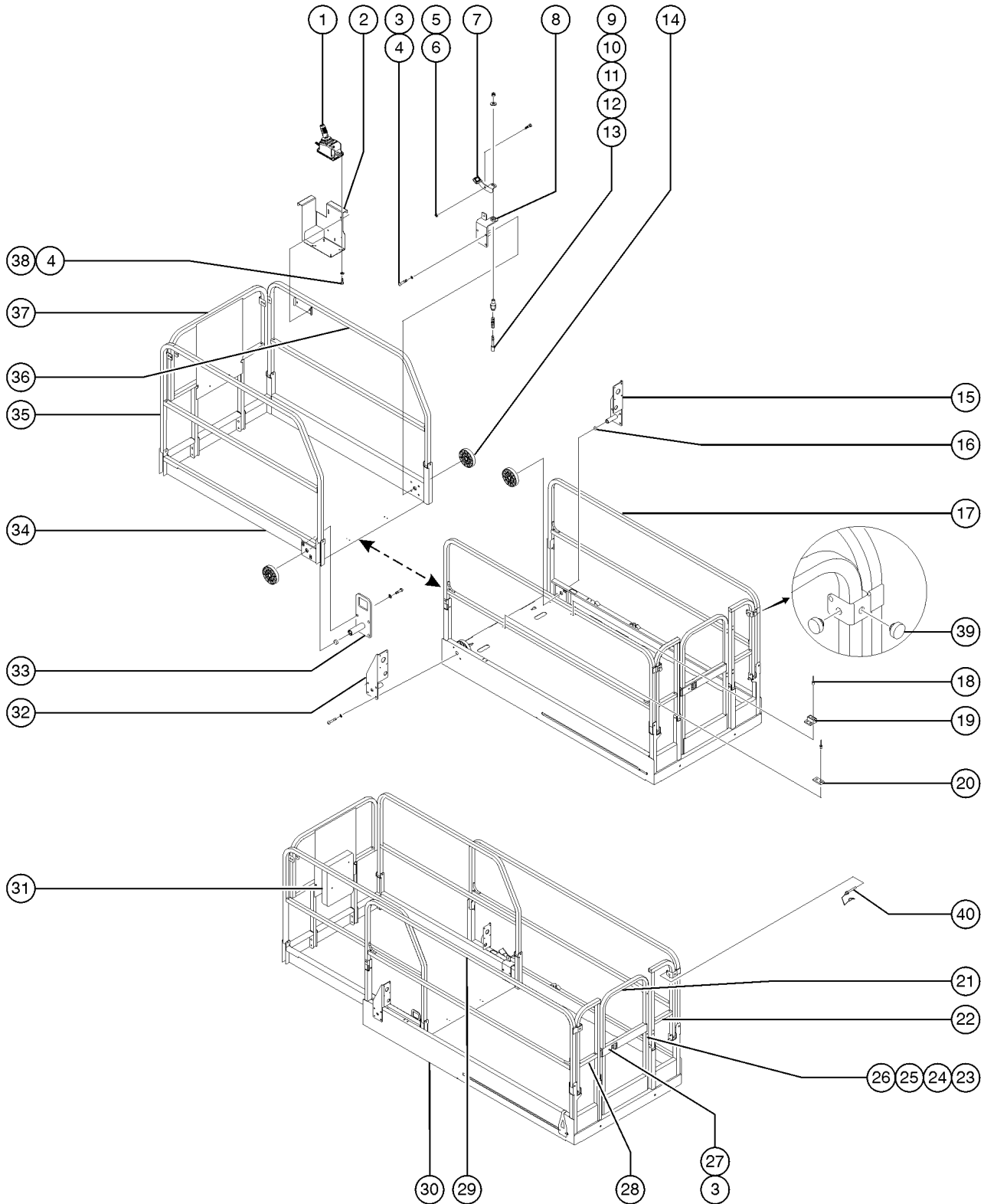


---

402.1 Platform Components, GS-2032, GS-2632, GS-3232  
(continued)

***This Page Intentionally Left Blank***

403.1 Platform Components, GS-2046, GS-2646, GS-3246



## 403.1 Platform Components, GS-2046, GS-2646, GS-3246

Item	Part No.	Description	Qty.	Item	Part No.	Description	Qty.
--	84516	PLATFORM ASSY,GS2046,ANSI&CSA (to SN 87508) (Assemblies with Word Decals - USA and Canada models) (complete)		--	115258	PLATFORM ASSY,GS2046,CE SYM (from SN 87509 and GS4609C-101) (European models) (complete)	
--	115252	PLATFORM ASSY,GS2046,ANSI&CSA (from SN 87509 and GS4609C-101) (Assemblies with Word Decals - USA and Canada models)		--	84568	PLATFORM ASSY,GS2646,CE SYM (to SN 87508) (Assemblies with Symbol Decals - European models) (complete)	
--	84517	PLATFORM ASSY,GS2646,ANSI&CSA (to SN 87508) (Assemblies with Word Decals - USA and Canada models) (complete)		--	115259	PLATFORM ASSY,GS2646,CE SYM (from SN 87509 and GS4609C-101) (Assemblies with Symbol Decals - European models) (complete)	
--	115253	PLATFORM ASSY,GS2646,ANSI&CSA (from SN 87509 and GS4609C-101) (Assemblies with Word Decals - USA and Canada models) (complete)		--	84569	PLATFORM ASSY,GS3246,CE SYM (to SN 87508) (Assemblies with Symbol Decals - European models) (complete)	
--	84518	PLATFORM ASSY,GS3246,ANSI&CSA (to SN 87508) (Assemblies with Word Decals - USA and Canada models) (complete)		--	115260	PLATFORM ASSY,GS3246,CE SYM (from SN 87509 and GS4609C-101) (Assemblies with Symbol Decals - European models) (complete)	
--	115254	PLATFORM ASSY,GS3246,ANSI&CSA (from SN 87509 and GS4609C-101) (Assemblies with Word Decals - USA and Canada models) (complete)		--	84522	PLATFORM ASSY,GS2046,ANSI SYM (to SN 87508) (USA, Canada and Australia models) (complete)	
--	84519	PLATFORM ASSY,GS2046,AUS (to SN 87508) (complete)		--	115261	PLATFORM ASSY,GS2046,ANSI SYM (from SN 87509 and GS4609C-101) (USA, Canada and Australia models) (complete)	
--	115255	PLATFORM ASSY,GS2046,AUS (from SN 87509 and GS4609C-101) (complete)		--	84523	PLATFORM ASSY,GS2646,ANSI SYM (to SN 87508) (Assemblies with Symbol Decals - USA, Canada and Australia models) (complete)	
--	84520	PLATFORM ASSY,GS2646,AUS (to SN 87508) (complete)		--	115262	PLATFORM ASSY,GS2646,ANSI SYM (from SN 87509 and GS4609C-101) (Assemblies with Symbol Decals - USA, Canada and Australia models) (complete)	
--	115256	PLATFORM ASSY,GS2646,AUS (from SN 87509 and GS4609C-101) (complete)		--	84524	PLATFORM ASSY,GS3246,ANSI SYM (to SN 87508) (Assemblies with Symbol Decals - USA, Canada and Australia models) (complete)	
--	84521	PLATFORM ASSY,GS3246,AUS (to SN 87508) (complete)		--	115263	PLATFORM ASSY,GS3246,ANSI SYM (from SN 87509 and GS4609C-101) (Assemblies with Symbol Decals - USA, Canada and Australia models) (complete)	
--	115257	PLATFORM ASSY,GS3246,AUS (from SN 87509 and GS4609C-101) (complete)					
--	84567	PLATFORM ASSY,GS2046,CE SYM (to SN 87508) (European models) (complete)					

403.1 Platform Components, GS-2046, GS-2646, GS-3246  
(continued)

Item	Part No.	Description	Qty.	Item	Part No.	Description	Qty.
1		Ref. Platform Control Box <i>(refer to 406.1)</i>		21D	97283	SWING GATE ASSY,GS3246, CE SYM <i>(Assemblies with Symbol Decals - European models)</i>	
2		Ref. Platform Control Box Mount Bracket <i>(refer to 406.1)</i>		21E	97262	SWING GATE ASSY,GS2046,CE SYMB <i>(Assemblies with Symbol Decals - European models)</i>	
3	5224	SCREW,HHC,3/8-16 X 2		21F	97273	SWING GATE ASSY,GS2646 CE SYMB <i>(Assemblies with Symbol Decals - European models)</i>	
4	6021	WASHER,LOCK,.375		21G	97274	SWING GATE ASSY, 3246 CE SYMB <i>(Assemblies with Symbol Decals - European models)</i>	
5	6002	NUT,LP NYLOCK,5/16-18		21H	65990-S	KIT,GATE LATCH <i>(includes items 3 and 27; Assemblies with Symbol Decals - European models)</i>	
6	47227	SCREW,SHS,5/16-18 X .25		--	22446	SPRING,COMPRESSION .835 X 2 <i>included in kit 65990-S</i>	
7	46260	FOOTPEDAL W/NON-SKID TAPE,GS.....1	1	--	66544	LATCH HANDLE.....1 <i>included in kit 65990-S</i>	1
--	47225	TAPE,NON-SKID,DIE CUT,1.38X1.5		22	66923	WLDMT, ENTRY SIDERAIL, RT.....1 <i>(ground controls side)</i>	1
8	96413	WLDMT,LOCKING ROLLER SUPPORT.....1	1	22	78038	CAP,TUBE, SQ,1.25 X .083	
9	39470	PIN, LOCK.....1	1	23	4266	SCREW,HHC,1/4-20 X 2	
10	39469	SPRING,COMPRESSION.485 X1.75**.....1	1	24	6638	WASHER,FLAT,USS,1/4"Y	
11	41630	HOUSING,LOCK PIN.....1	1	25	104804	HINGE, SPRING, LONG LEG.....2	
12	6097	WASHER,FLAT,USS,3/8",Y		26	6091	NUT,NYLOCK,1/4-20	
13	7713	NUT,LP NYLOCK,3/8-16		27	4828	NUT,NYLOCK,3/8-16	
14	47163	ROLLER,PLATFORM EXTENSION.....4	4	28	66920	WLDMT, ENTRY SIDERAIL, LT.....1 <i>(battery pack side)</i>	1
15	84587	ROLLER BRACKET ASSY, GRND CNTR.....1 <i>(ground controls side)</i>	1	28	78038	CAP,TUBE, SQ,1.25 X .083	
16	21279	BUTTON, .800 O.D. X .281.....3	3	29	82053	RAIL- GS46 PLAT, MAINDECK.....1 <i>(battery pack side)</i>	1
17	82052	RAIL-GS46 PLAT, MAINDECK.....1 <i>(ground controls side)</i>	1	30	97249	MAIN DECK ASSY, 2046 (WORD).....1 <i>(models with word decals)</i>	1
18	39579	RIVET,STL,STL,.188 X .45.....20	20	--	97250	MAIN DECK ASSY, 2046 (SYMBOL) <i>(models with symbol decals)</i>	
19	39310	WEAR/GUIDE PAD MAIN PLATFORM.....4	4	--	97251	MAIN DECK ASSY, 2046, CE <i>(CE models)</i>	
20	39474	WEAR PAD,PLATFORM.....3	3	--	97252	MAIN DECK ASSY, 2646 (WORD) <i>(models with word decals)</i>	
21A	97242	SWING GATE ASSY, GS46 WELD <i>(Assemblies with Word and Symbol Decals - USA, Canada and Australia models)</i>		--	97253	MAIN DECK ASSY, 2646 (SYMBOL) <i>(models with symbol decals)</i>	
21B	97281	SWING GATE ASSY, GS2046,CE SYM <i>(Assemblies with Symbol Decals - European models)</i>					
21C	97282	SWING GATE ASSY,GS2646, CE SYM <i>(Assemblies with Symbol Decals - European models)</i>					

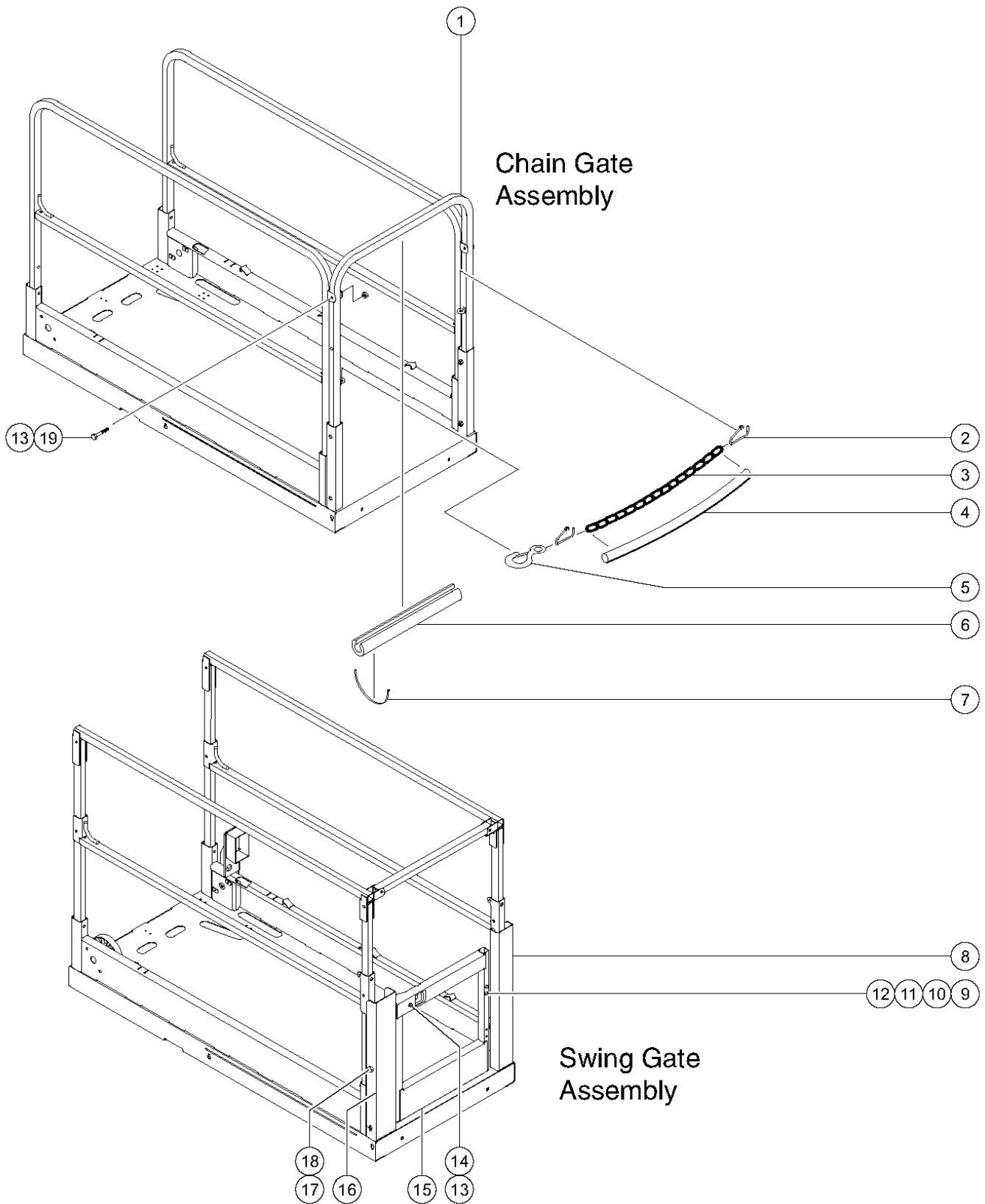


403.1 Platform Components, GS-2046, GS-2646, GS-3246  
(continued)

Item	Part No.	Description	Qty.	Item	Part No.	Description	Qty.
--	97254	MAIN DECK ASSY, 2646, CE <i>(CE models)</i>		40	66030	PIN, WIRE LOCK 3/8 X 2 -1/2	
--	97255	MAIN DECK ASSY, 3246 (WORD) <i>(models with word decals)</i>		40	78022	LANYARD,BLACK NYLON,TYPE 1*** <i>(CE models)</i>	
--	97256	MAIN DECK ASSY, 3246 (SYMBOL) <i>(models with symbol decals)</i>					
--	97257	MAIN DECK ASSY, 3246, CE <i>(CE models)</i>					
--	47098	TAPE,NON-SKID,DIE CUT,4"X 40".....	5				
--	47231	TAPE,NON-SKID,DIE CUT,4"X 16".....	5				
--	47374	TAPE,NON-SKID,DIE CUT,4"X 32".....	7				
31	24514	BOX,INSTRUCTION STORAGE.....	1				
		<i>(CE models)</i>					
31A	44743	MANUAL BOX W/DECALS*** <i>(ANSI, CSA models)</i>					
32	96246	WELDMENT,ROLLER BRACKET,LT*** .....	1				
33	84586	LANYARD ROLLER BRKT ASSY W/DEC.....	1				
34	97258	EXT. DECK ASSY, GS46.....	1				
--	39474	WEAR PAD,PLATFORM.....	2				
--	47374	TAPE,NON-SKID,DIE CUT,4"X 32".....	7				
--	T113787	RIVET,ALUM,STL,.188 X .250..... <i>for 39474</i>	4				
35	97263	LEFT EX. RAIL, GS46.....	1				
36	97264	RIGHT EXT RAIL, GS46 <i>(models with symbol decals)</i>					
36	97265	RIGHT EXT. RAIL, GS46 (WORD)..... <i>(models with word decals) (ground controls side)</i>	1				
36A	97264	RIGHT EXT RAIL, GS46 <i>(models with symbol decals) (ground controls side)</i>					
37	97259	EXT. ENDRAIL ASSY, GS46 (WORD)..... <i>(models with word decals)</i>	1				
37A	97260	EXT. ENDRAIL ASSY, GS46 (SYMB) <i>(models with symbol decals)</i>					
38	8255	SCREW,HHC,3/8-16 X .75					
39	43392	BUMPER,BATTERY BOX & RAILS.....	14				



404.1 Platform Gates, GS-1530, GS-1532, GS-1930, GS-1932



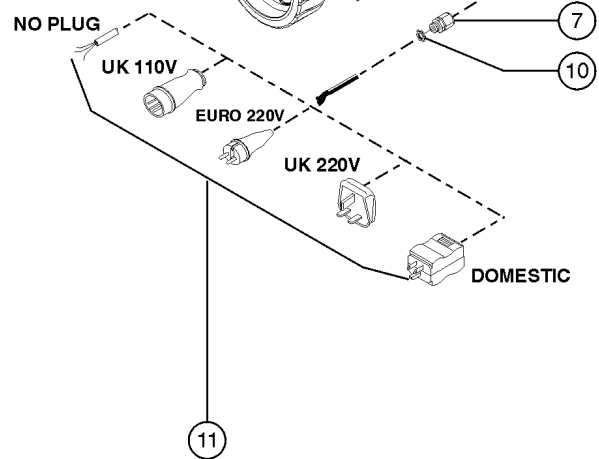
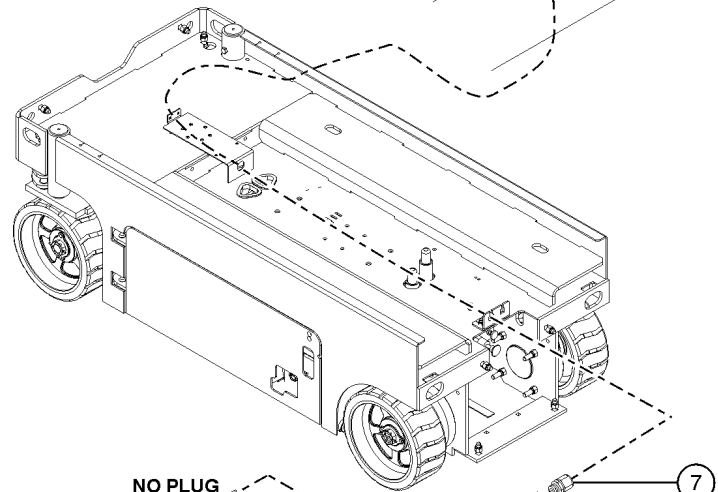
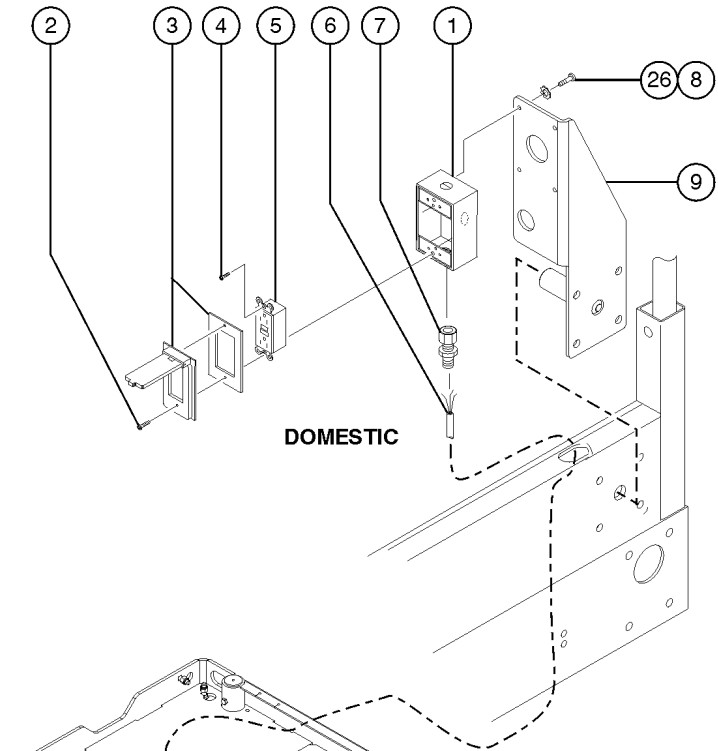
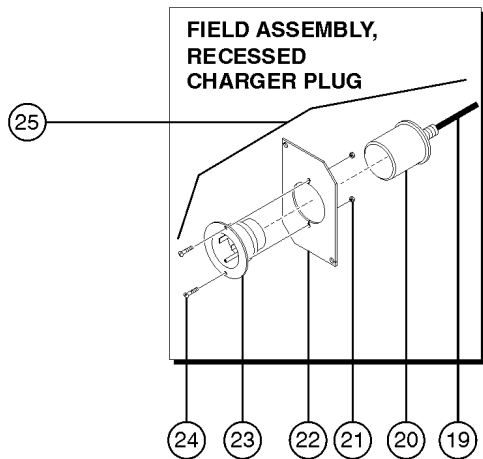
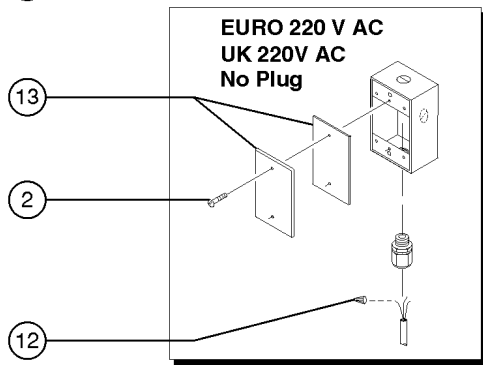
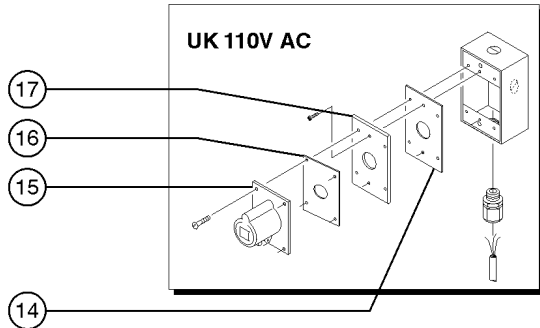
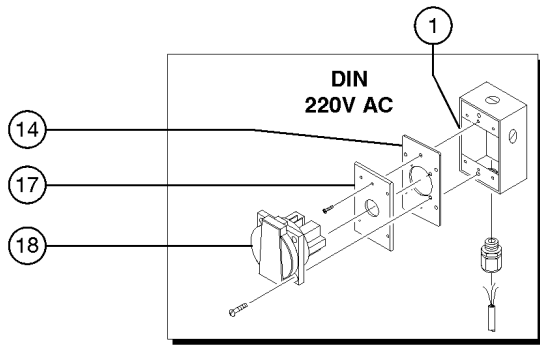


404.1 Platform Gates, GS-1530, GS-1532, GS-1930, GS-1932

Item	Part No.	Description	Qty.	Item	Part No.	Description	Qty.
--	97280	CHAIN GATE KIT,GS30 (ANSI and CSA models)		15D	97112	SWING GATE ASSY,1932 CE (Assemblies with Symbol Decals - European models)	
--	97275	SWING GATE KIT,GS30 (ANSI, CSA, Australia models)		15E	97289	SWING GATE ASSY,1930 CE INDOOR (Assemblies with Symbol Decals - European models)	
--	144175	KIT,MINI FULL HT,ANSI GATE (ANSI and CSA models) (field installation kit)		15F	65990-S	KIT,GATE LATCH (all models)	
--	97276	SWING GATE KIT,1532 CE (CE models)		--	22446	SPRING,COMPRESSION .835 X 2.....1 included in kit 65990-S	1
--	97277	SWING GATE KIT,1932 CE (CE models)		--	4828	NUT,NYLOCK,3/8-16.....1 included in kit 65990-S	1
--	97278	SWING GATE KIT,1530 CE INDOORS (CE Indoor models)		--	5224	SCREW,HHC,3/8-16 X 2.....1 included in kit 65990-S	1
--	97279	SWING GATE KIT,1930 CE INDOORS (CE, Indoor models)		--	66544	LATCH HANDLE.....1 included in kit 65990-S	1
1	97105	PLAT ENTRY ASSY,RIGID GS30.....1		16	66903-S	WLDMT, FORMING, HALFGATE CATCH.....1 (CE Models with Symbol Decals)	1
1A	78029	END RAIL,SWING GATE,RIGID		17	8178	SCREW,HHC,3/8-16 X 2.5 (CE Models with Symbol Decals)	
2	96163	LINK, OPEN-END.....2		18	5397	WASHER,FLAT,USS,5/16",Y (CE Models with Symbol Decals)	
3	39509	CHAIN,3/16,OPEN LINK 22.5".....1		19	7713	NUT,LP NYLOCK,3/8-16 (CE Models with Symbol Decals)	
4	47224	TUBING,PVC,1",BLACK***.21-inches					
5	39510	RIGID EYE SNAP.....1					
6	47188	FOAM,CLOSED CELL 1.75X.250X18".....1					
7	28443	CABLE TIE,11.5" BLACK					
8	66883	FORMING, HALF GATE HINGE.....1					
9	4266	SCREW,HHC,1/4-20 X 2					
10	6638	WASHER,FLAT,USS,1/4"Y					
11	6091	NUT,NYLOCK,1/4-20					
12	104804	HINGE, SPRING, LONG LEG.....2					
13	5224	SCREW,HHC,3/8-16 X 2					
14	4828	NUT,NYLOCK,3/8-16					
15A	97110	SWING GATE ASSY,GS30/32** (Assemblies with Word and Symbol Decals - USA, Canada and Australia models)					
15B	97111	SWING GATE ASSY,1532 CE (Assemblies with Symbol Decals - European models)					
15C	97288	SWING GATE ASSY,1530 CE INDOOR (Assemblies with Symbol Decals - European models)					



405.1 Power to Platform

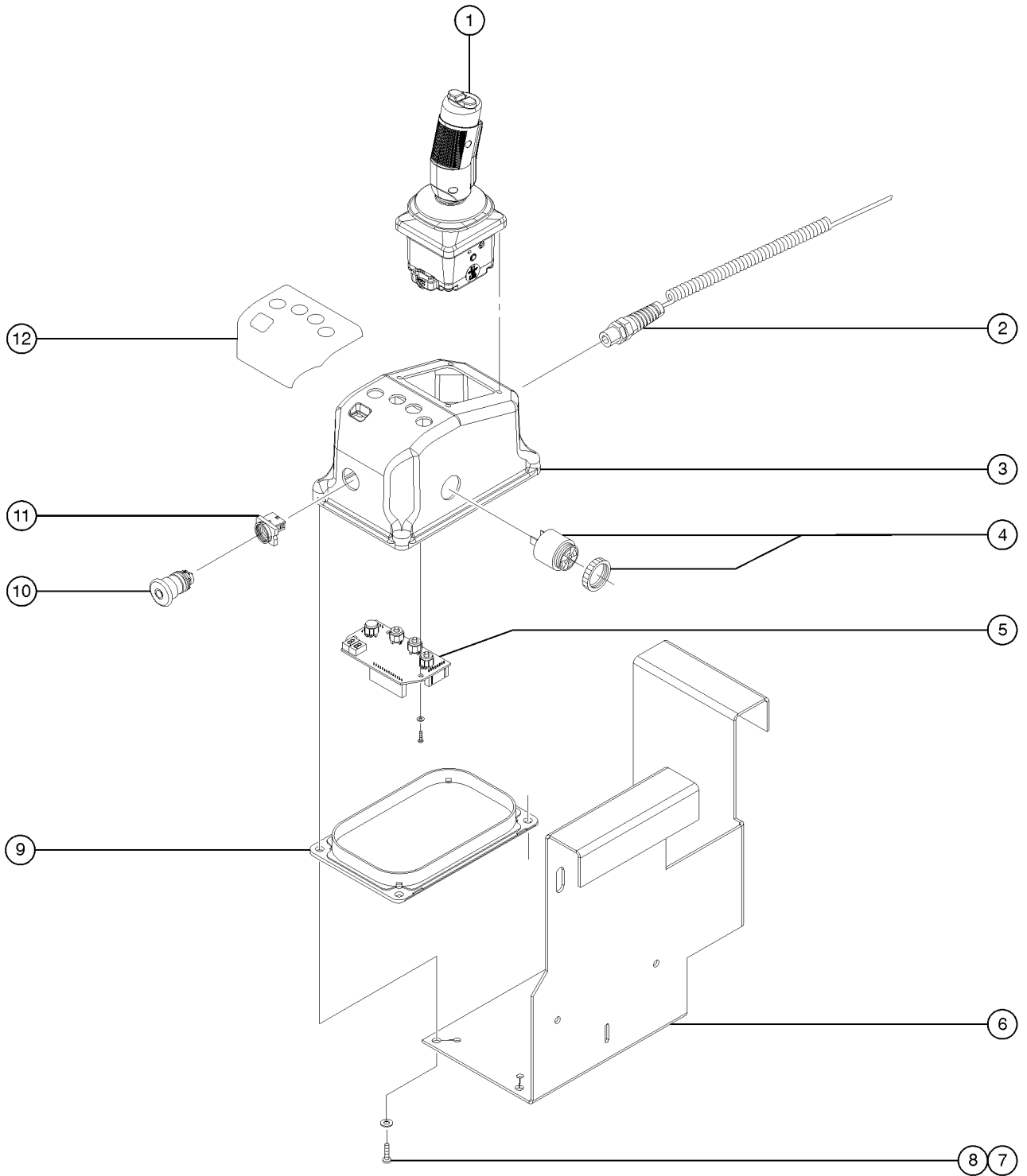


405.1 Power to Platform

Item	Part No.	Description	Qty.	Item	Part No.	Description	Qty.
--	33724	KIT,GASKET,UK POWER TO PLAT. <i>(includes one each item 14 and 16)</i>		15	T112563	SVC KIT,UK RECEPT.REPLACEMENT.....	1
1	10775	T-BOX,2.75 X 4.5 X 2.0.....	1	16	66356	GASKET, UK RECEPTACLE..... <i>2.9 x 2.9 inches</i>	1
2	7127	SCREW,PHILLIPS,PHM,6-32 X .75		17	105483	PLATE,AC ADAPTER(ANSI/CSA)	
3	74006	COVER,GFCI,HORIZONTAL,WEATHER.1 <i>(ANSI and CSA models) (includes gasket and mounting fasteners)</i>	1	17A	96236	PLATE,AC ADAPTER,DIN/UK***.....	1
4	45546	SCREW,RHM,6-32 X .5		17B	105090	PLATE, AC ADAPTER(AUS)	
5	13585	OUTLET,110V GFCI***.....	1	18	66353	RECEPTACLE, DIN, 220V 50A.....	1
6A	43956	WIRE CABLE,14/3 CON.TPE JKT*..... <i>GS-1530, GS-1532</i>	228-inches	19	48282	POWER CORD, IEC 320 BLANK.....	1
6B	43956	WIRE CABLE,14/3 CON.TPE JKT*..... <i>GS-1930, GS-1932</i>	288-inches	20	105118	GASKET,(BOOT) FLANGE INLET PLG.....	1
6C	43956	WIRE CABLE,14/3 CON.TPE JKT*..... <i>GS-2032, GS-2046</i>	456-inches	21	18605	NUT,NYLOCK,8-32.....	2
6D	43956	WIRE CABLE,14/3 CON.TPE JKT*..... <i>GS-2632, GS-2646</i>	516-inches	22	105483-S	PLATE,AC ADAPTER(ANSI/CSA)....	1
6E	43956	WIRE CABLE,14/3 CON.TPE JKT*..... <i>GS-3232, GS-3246</i>	624-inches	--	6091	NUT,NYLOCK,1/4-20..... <i>not included</i>	2
7	7056	CONN,SQUEEZE,1/2NPT .38-.50,SM.....	1	--	6878	BOLT,CARRIAGE,1/4-20 X .75,G2..... <i>not included</i>	2
8	57075	SCREW,PHIL,8-32X.50,SELF TAP		23	105117	PLUG,FLG INLET,15A/125V,2PWGD.....	1
9		Ref. Roller Bracket <i>(refer to 401.1 through 403.1)</i>		24	55906	SCREW,PHILLIPS,PHM,8-32 X .5...2	
10	6935	LOCKNUT,ELEC,1/2".....	1	25	105448	FIELD ASSY,REC.CHARGER PLUG..... <i>(includes item numbers 19-24)</i>	1
11	6595	PLUG,ELECTRICAL,DOMESTIC.....	1	26	44936	WASHER,STAR,EXTERNAL,#8.....	4
--		Ref. No Plug (consult factory) <i>(component no longer available) refer to BS1362 BUSS TDC180-13A</i>					
--	105117	PLUG,FLG INLET,15A/125V,2PWGD					
--	105118	GASKET,(BOOT) FLANGE INLET PLG					
--	144161	PLUG,PWR,UK,16AMP,3PIN,BLK					
--	25388	PLUG,FUSED,250V,13AMP,U.K.**					
--	6666	PLUG,ELECTRICAL,220/50,NOVON					
12	6626	WIRE CAP,ORANGE.....	1				
13	10777	COVER,BLANK.....	1				
14	66355	GASKET, UK & DIN PWR. TO PLAT..... <i>4.6 x 2.9 inches</i>	1				



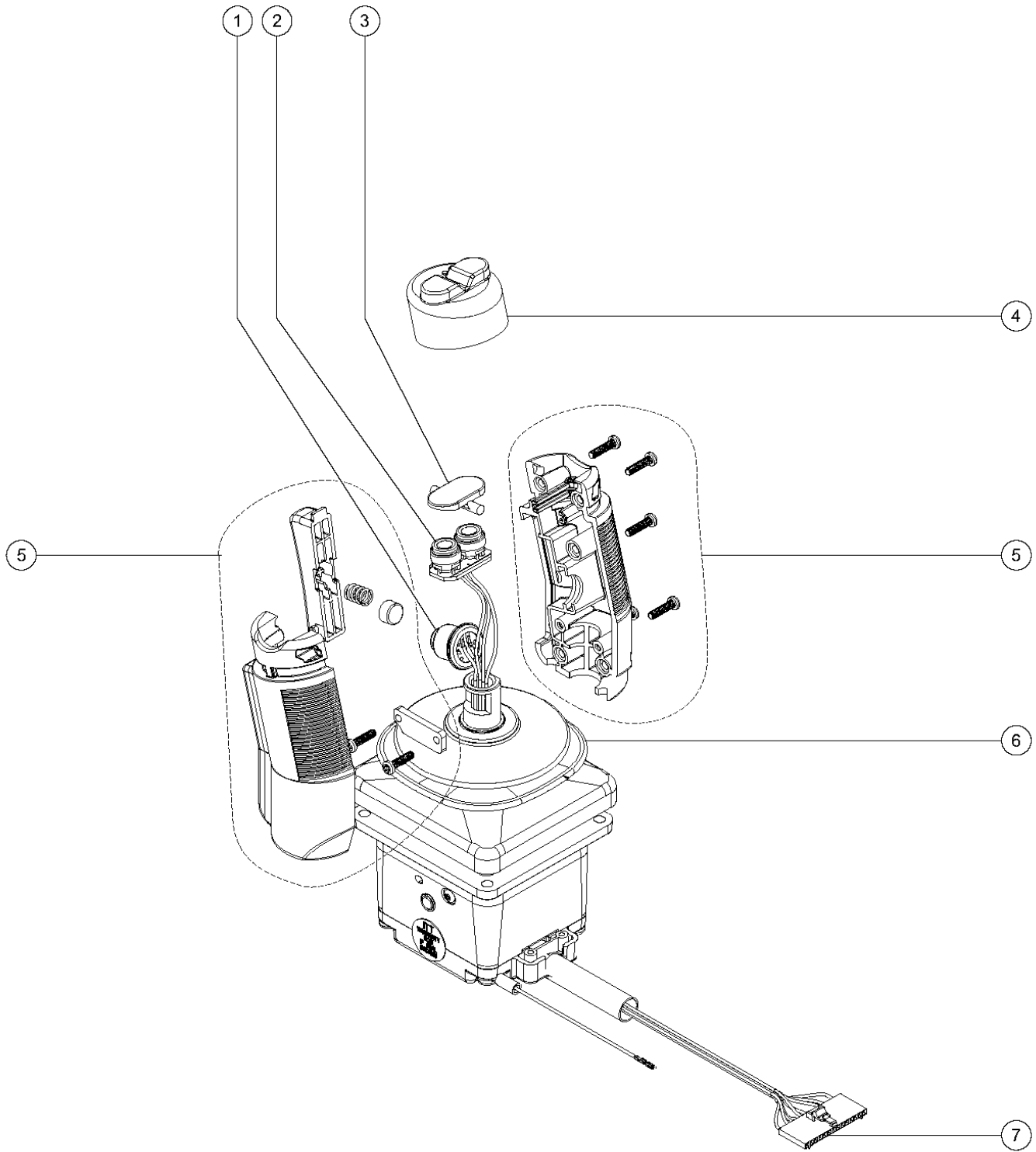
406.1 Platform Control Box



## 406.1 Platform Control Box

Item	Part No.	Description	Qty.
--	100840	PLATFORM CONTROL BOX GEN 5 <i>(does not include item 6)</i>	
--		Ref. Control Cable Assembly <i>(refer to 211.1)</i>	
1		Ref. Joystick Controller <i>(refer to 407.1)</i>	
2	144065	KIT,GEN 5 COIL CORD.....1 <i>(kit, includes connector, coil cord, instructions, dielectric grease and cable tie; see below)</i>	
3	100998	ENCLOSURE GEN 5.....1	
4	51860	ALARM ASSY.12VDC,ITT.....1 <i>Does not include 72326 nut</i>	
--	72326	NUT - PLASTIC,RING FOR ALARMS	
5	109503	PLAT CONTROL CIRCT BRD ASSY G5.....1	
--	105662	CLEAR SWITCH ACTUATOR	
--	T108044	CLEAR SWITCH ACTUATOR(QTY 10)	
6	105990	FORMING,PLATFORM CONTROL BOX.....1	
7	6090	SCREW,HHC,1/4-20 X .75.....1	
8	6356	WASHER,LOCK,.25	
9	100999	COVER BOTTOM GEN 5	
10	66812	BUTTON,PUSH,RED MUSHROOM HEAD.....1	
11	66817	BASE WITH 1 NC CONTACT, E-STOP.....1	
--	66818	CONTACT,NC	
12		Ref. Platform Control Panel Decal <i>(refer to 101.1, 102.1, 103.1, 104.1, 105.1, 106.1 and 107.1)</i>	

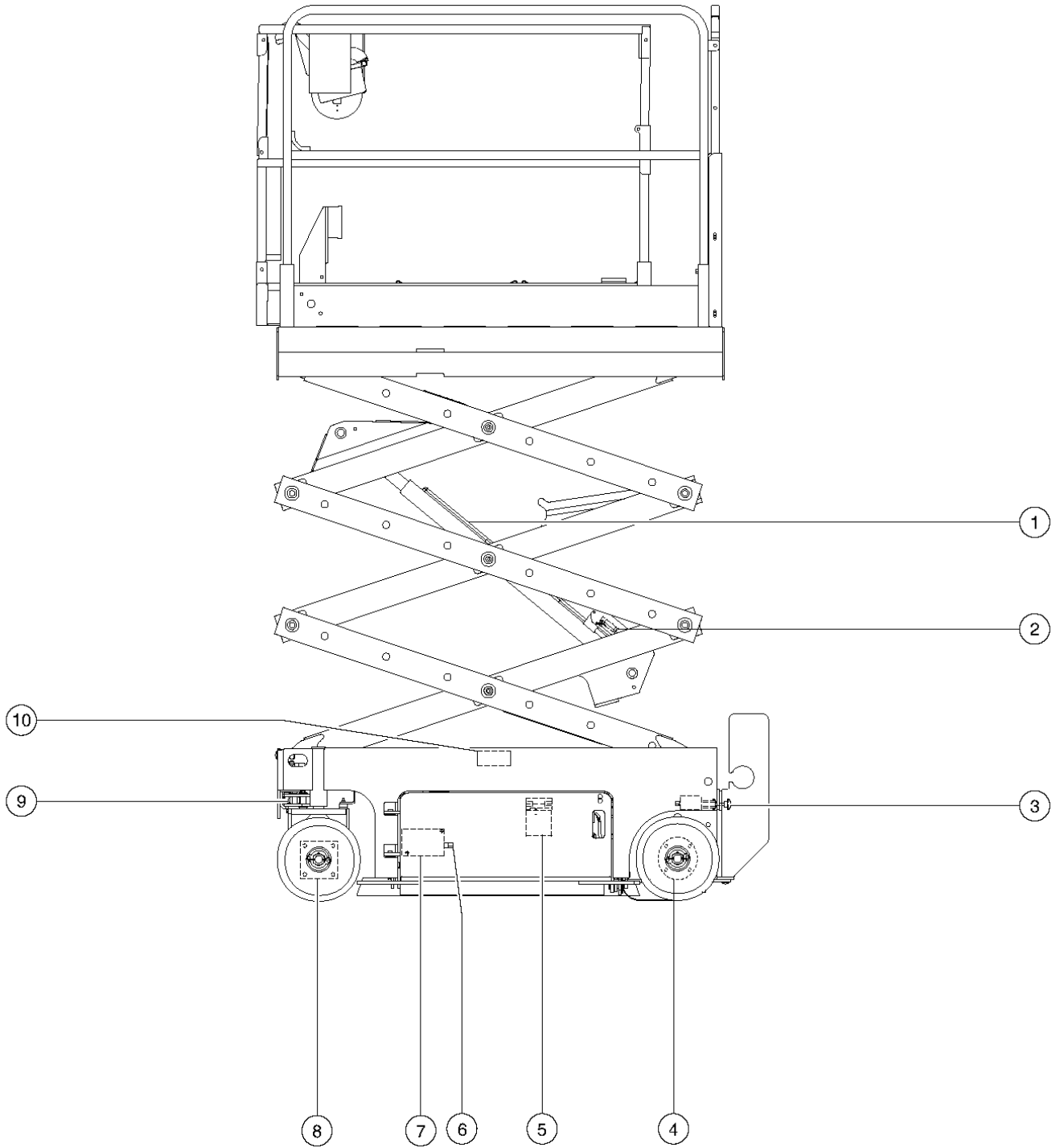
407.1 Joystick Controller



407.1 Joystick Controller

Item	Part No.	Description	Qty.
--	78903	JOYSTICK,SINGL AXIS,HALL,SLAB* <i>OEM joystick</i>	
--	78903H	JOYSTICK,SINGL AXIS,HALL,SLAB <i>aftermarket joystick</i>	
1	105171	KIT,JOYSTICK ENABLE SWITCH....1	
2	105115	KIT,JOYSTICK STEER SWITCH.....1	
3	150157	JOYSTIC HANDLE/SWITCH KIT.....1 <i>(for joystick assembly 604038P)</i> <i>(inspect decal on joystick housing)</i>	
--	105109	TURN SWITCH ACTUATOR,JOYSTICK** <i>(for all joysticks except 604038P)</i>	
4	97015	BOOT,THUMB ROCKER*** .....1	
5	97014	JOYSTICK HANDLE SET, COMPLETE.....1 <i>(for all joysticks except 604038P)</i>	
6	97013	BOOT, JOYSTICK~.....1	
7	105172	KIT, PLATFORM PC RECEPT/SOC.....1	

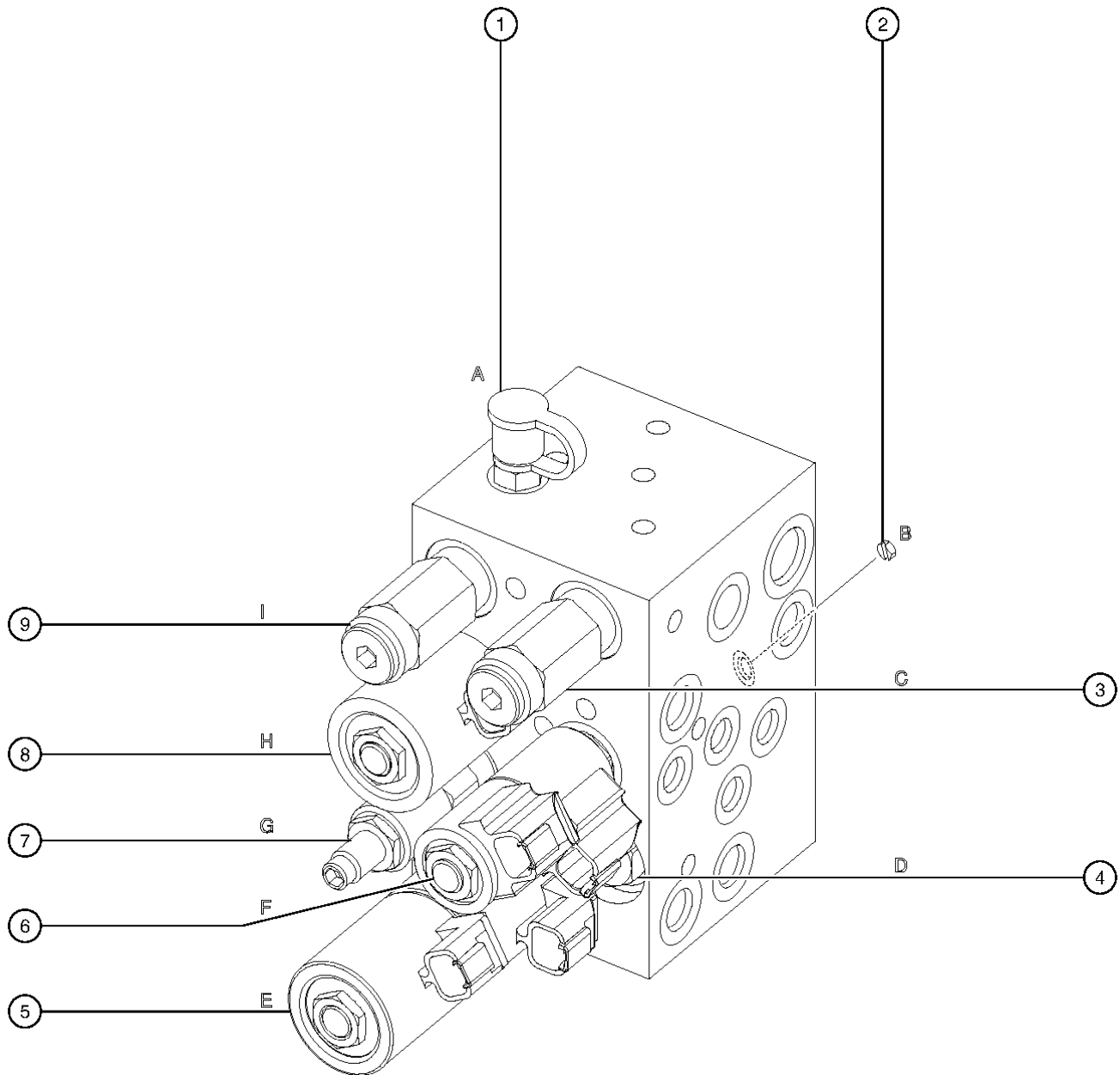
501.1 Hydraulic Components





Item	Part No.	Description	Qty.
1		Ref. Lift Cylinder Assembly (refer to 506.1)	
2		Ref. Adjustable Pressure Switch (refer to 701.1 or 702.1)	
3		Ref. Brake Release Hand Pump Manifold (refer to 504.1)	
4	96257	BRAKE, HYDRAULIC*** .....	2
5	78622	FILTER ASSY, SAE8, 10 MIC, PAPER** .....	1
--	44207	FILTER ELEMENT, BETA(10)=200 (fiberglass, optional upgrade)	
--	44788	FILTER ELEMENT, 10 MICRON, PAPER* (paper, standard)	
6		Ref. Check Valve Manifold (refer to 502.2)	
7		Ref. Function Manifold (refer to 502.1 or 503.1)	
8	96388	MOTOR, HYDRAULIC, 530, 14.0 CU. IN* 2 GS-30	
8	96417	DRIVE MOTOR, 18.3 CU. IN/REV GS-32, GS-46	
--	96419	SEAL KIT, RC SERIES DR MOTOR*** (for 96388 and 96417)	
9	105547	CYLINDER, GS/GR STEER*** .....	1
--	105550	KIT, STEER CYL SEAL (from SN GS3007A-88642, GS3007B-83785, GS3008C-101, GS3207-84485, GS3208C-101, GS4607-83692, and GS4609C-101)	
--	105553	KIT, STEER CYL SEAL, 040271P, HDM (for code H408147 and up)	
--	105554	KIT, STEER CYL SEAL, 040499P, HDM (for code H41109 and up)	
--	105555	KIT, STEER CYL SEAL, 040505P, HDM (for codes H41205, H41255, and H501111 and up)	
--	84387	SEAL KIT, STEER CYLINDER(96077) (to SN GS3007A-88641, GS3007B-83784, GS3207-84484, GS4607-83692)	
10	78422	ACCUMULATOR, 180 PSI PRECHARGE* .....	1

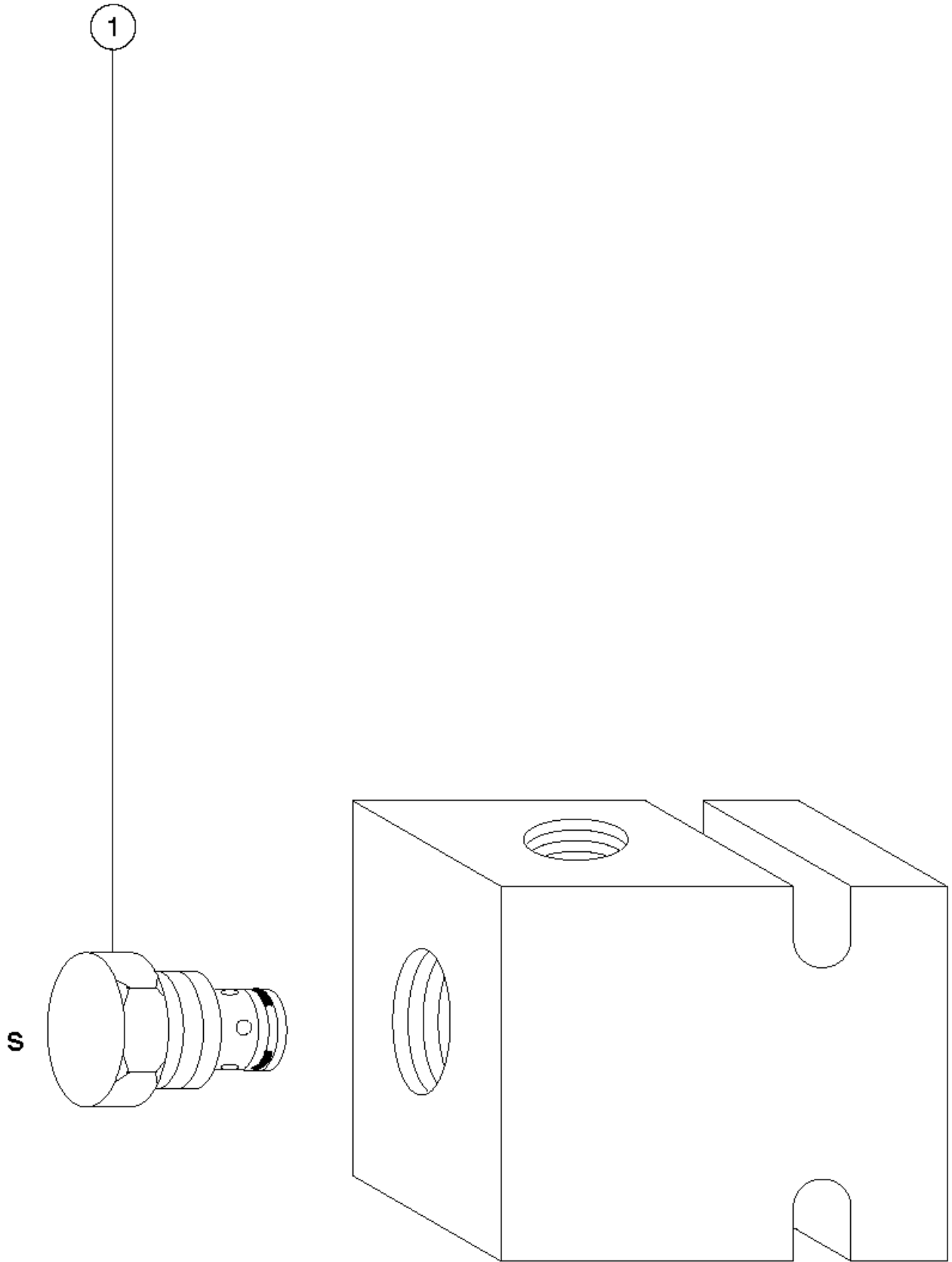
502.1 Function Manifold, GS-1530, GS-1532, GS-1930, GS-1932



## 502.1 Function Manifold, GS-1530, GS-1532, GS-1930, GS-1932

Item	Part No.	Description	Qty.	Item	Part No.	Description	Qty.
--	105462	KIT,DYN.BRAKING MANIF,MINI <i>(to SN GS3005A-76491 and to GS3005B-76084) (manifold, complete)</i>		--	44174	NUT-COIL SHORT	
--	105304	MANIFOLD,FUNCTION <i>(from SN GS3005A-76492, GS3005B-76085 and GS3008C-101) (manifold, complete)</i>		--	44230	SEAL KIT-P.N.44169,44172,44171	
--	49612	O-RING KIT (ORFS FITTINGS)		--	84385	COIL,20VDC DEUTC SH W/DIODE <i>(sold separately)</i>	
--	49613	PLUG AND CAP KIT-SERVICE,ORFS*		9	65962	VALVE-RELIEF, 3700 PSI #8** <i>(I, System relief)</i>	
1	48997	NIPPLE,DIAGNOSTIC,#4 PORT*** <i>(A, Testing)</i>		--	44226	SEAL KIT-FOR P.N.44167	
--	20224	DIAGNOSTIC FEMALE Q-DSCNT <i>(pressure gauge not included)</i>					
--	48880	CAP,DIAGNOSTIC NIPPLE					
2	84386	CHECK DISK, NO SPRING <i>(B, Steer circuit)</i>					
3	65962	VALVE-RELIEF, 3700 PSI #8** <i>(C, Lift relief)</i>					
--	44226	SEAL KIT-FOR P.N.44167					
4	46216	VALVE,CHECK,IWP-S/CWP PWR ASSI <i>(D, Drive circuit)</i>					
--	44227	SEAL KIT, VALVE					
5	105457	KIT,DYN BRAKING VALVE,MINI <i>(to SN GS3005A-76491 and to GS3005B-76084) (E, Drive forward/reverse)</i>					
--	105303	VALVE,SOLENOID,3P,4W,NO COILS <i>(from SN GS3005A-76492, GS3005B-76085, and GS3008C-101) (E, Drive forward/reverse)</i>					
--	44174	NUT-COIL SHORT					
--	44230	SEAL KIT-P.N.44169,44172,44171					
--	84385	COIL,20VDC DEUTC SH W/DIODE <i>(sold separately)</i>					
6	44168	VALVE,SOLENOID,3POS 4WAY <i>(F, Steer left/right)</i>					
--	44174	NUT-COIL SHORT					
--	44229	SEAL KIT, VALVE					
--	77709	COIL,#8 20VDC,DEUTSCH W/DIOD <i>(sold separately)</i>					
7	84384	PRTY,FLOW CNTRL VALVE,.75 GPM <i>(G, Steer circuit)</i>					
8	44169	VALVE-SOLENOID, 2POS 4 WAY <i>(H, Platform up)</i>					

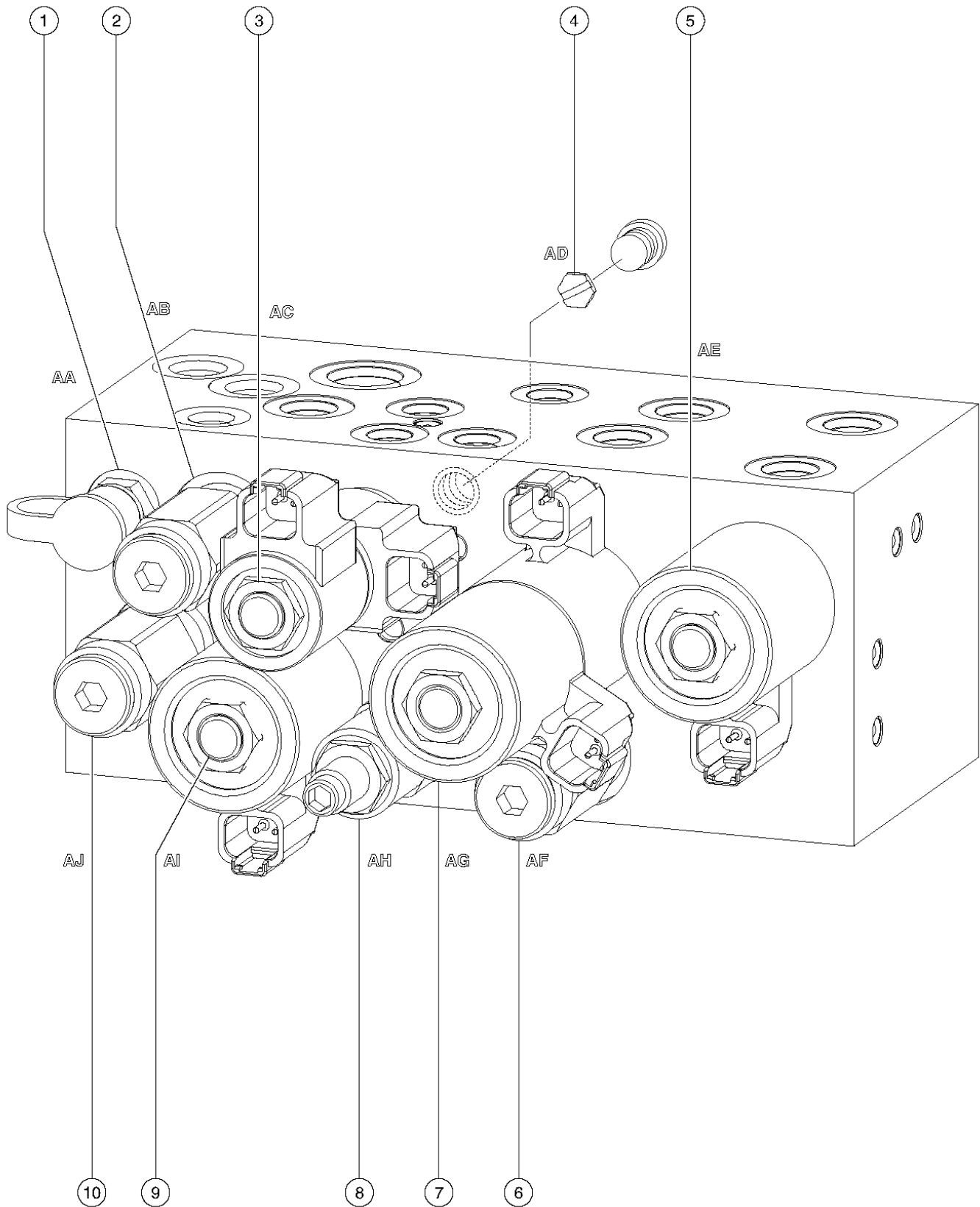
502.2 Check Valve Manifold, GS-1530, GS-1532, GS-1930, GS-1932



## 502.2 Check Valve Manifold, GS-1530, GS-1532, GS-1930, GS-1932

Item	Part No.	Description	Qty.
--	105164	KIT,MANIFOLD,200 PSI CV,MINI	
--	105167	ACCESSORY,MINI CHK VAL MANIF	
1	105165	MANIFOLD,200 PSI CHECK VALVE (S, Drive circuit)	

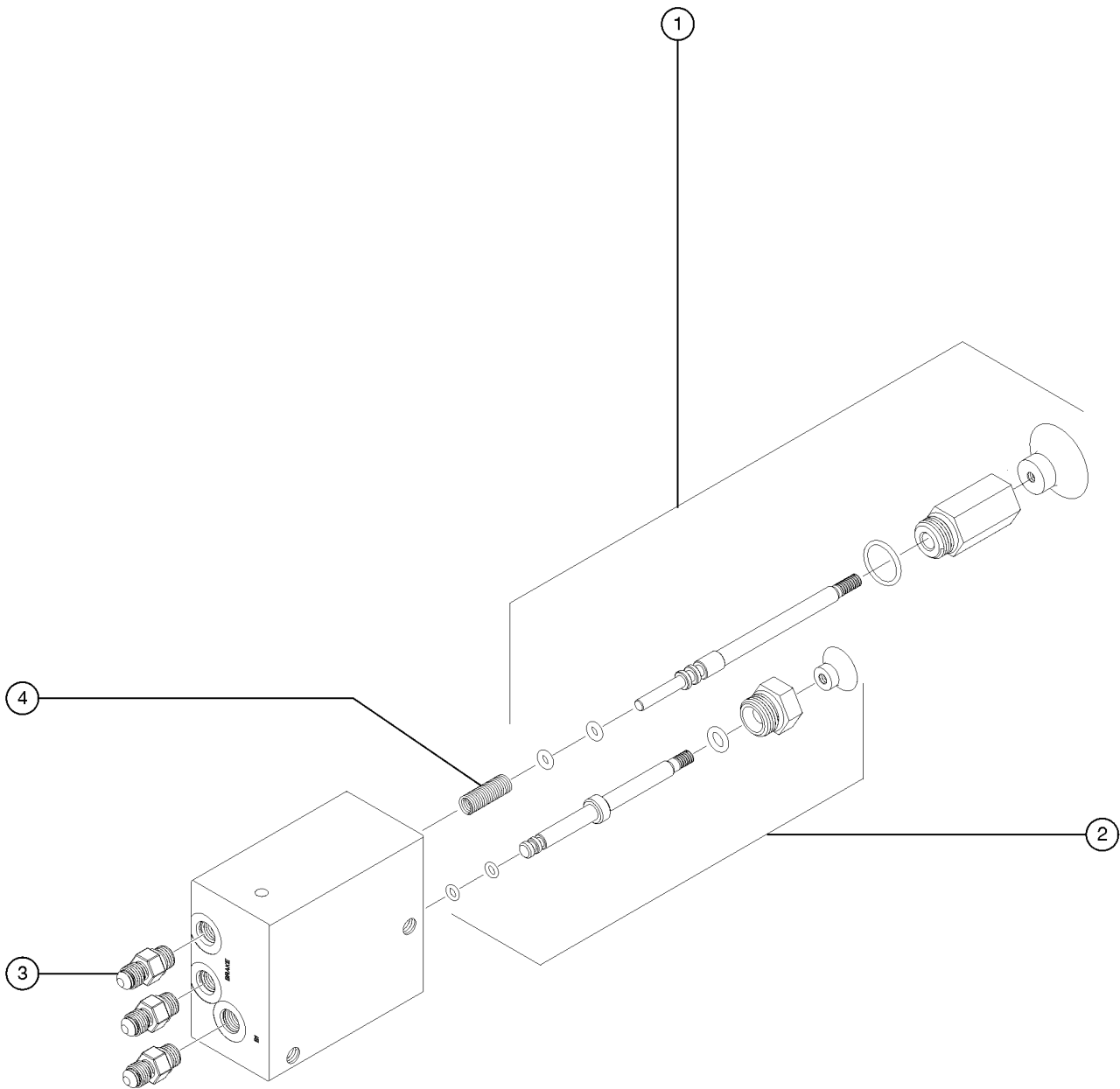
503.1 Function Manifold, GS-2032, GS-2632, GS-2046, GS2646, GS-3232, GS-3246



## 503.1 Function Manifold, GS-2032, GS-2632, GS-2046, GS2646, GS-3232, GS-3246

Item	Part No.	Description	Qty.	Item	Part No.	Description	Qty.
--	105463	126,DYN.BRAKING,MANIF,32/46		9	44169	VALVE-SOLENOID, 2POS 4 WAY (AI, Platform up)	
--	150105	MANIFOLD,FUNCTION,2 SPEED		--	44175	SPACER-DUAL COIL,#10, SCISSORS (sold separately)	
--	49612	O-RING KIT (ORFS FITTINGS)		--	44230	SEAL KIT-P.N.44169,44172,44171	
--	49613	PLUG AND CAP KIT-SERVICE,ORFS*		--	84385	COIL,20VDC DEUTCSH W/DIODE (sold separately)	
1	48997	NIPPLE,DIAGNOSTIC,#4 PORT*** (AA, Testing)		10	65962	VALVE-RELIEF, 3700 PSI #8** (AJ, Lift relief)	
--	20224	DIAGNOSTIC FEMALE Q-DSCNT		--	44226	SEAL KIT-FOR P.N.44167	
--	48880	CAP,DIAGNOSTIC NIPPLE					
2	65962	VALVE-RELIEF, 3700 PSI #8** (AB, System relief)					
--	44226	SEAL KIT-FOR P.N.44167					
3	44168	VALVE,SOLENOID,3POS 4WAY (AC, Steer left/right)					
--	44174	NUT-COIL SHORT (sold separately)					
--	44229	SEAL KIT, VALVE					
--	44236	SPACER-DUAL COIL,#8*** (sold separately)					
--	77709	COIL,#8 20VDC,DEUTSCH W/DIODE (sold separately)					
4	84386	CHECK DISK, NO SPRING (AD, Steer circuit)					
5	44171	VALVE-SOLENOID,2POS 4WAY** (AE, Drive speed select circuit)					
--	44175	SPACER-DUAL COIL,#10, SCISSORS (sold separately)					
--	44230	SEAL KIT-P.N.44169,44172,44171					
--	84385	COIL,20VDC DEUTCSH W/DIODE (sold separately)					
6	97409	VALVE,DIFF.AREA RELIEF,50PSI (AF, Brake release)					
7	150104	VALVE, DYN. BRAKING, GS32/46 (from SN GS3206-80132, GS3208C-101, GS4606-79028, and GS4609C-101 (AG, Drive forward/reverse)					
--	44175	SPACER-DUAL COIL,#10, SCISSORS (sold separately)					
--	84385	COIL,20VDC DEUTCSH W/DIODE (sold separately)					
8	84384	PRTY,FLOW CNTRL VALVE,.75 GPM (AH, Steer circuit)					

504.1 Brake Release Hand Pump Manifold

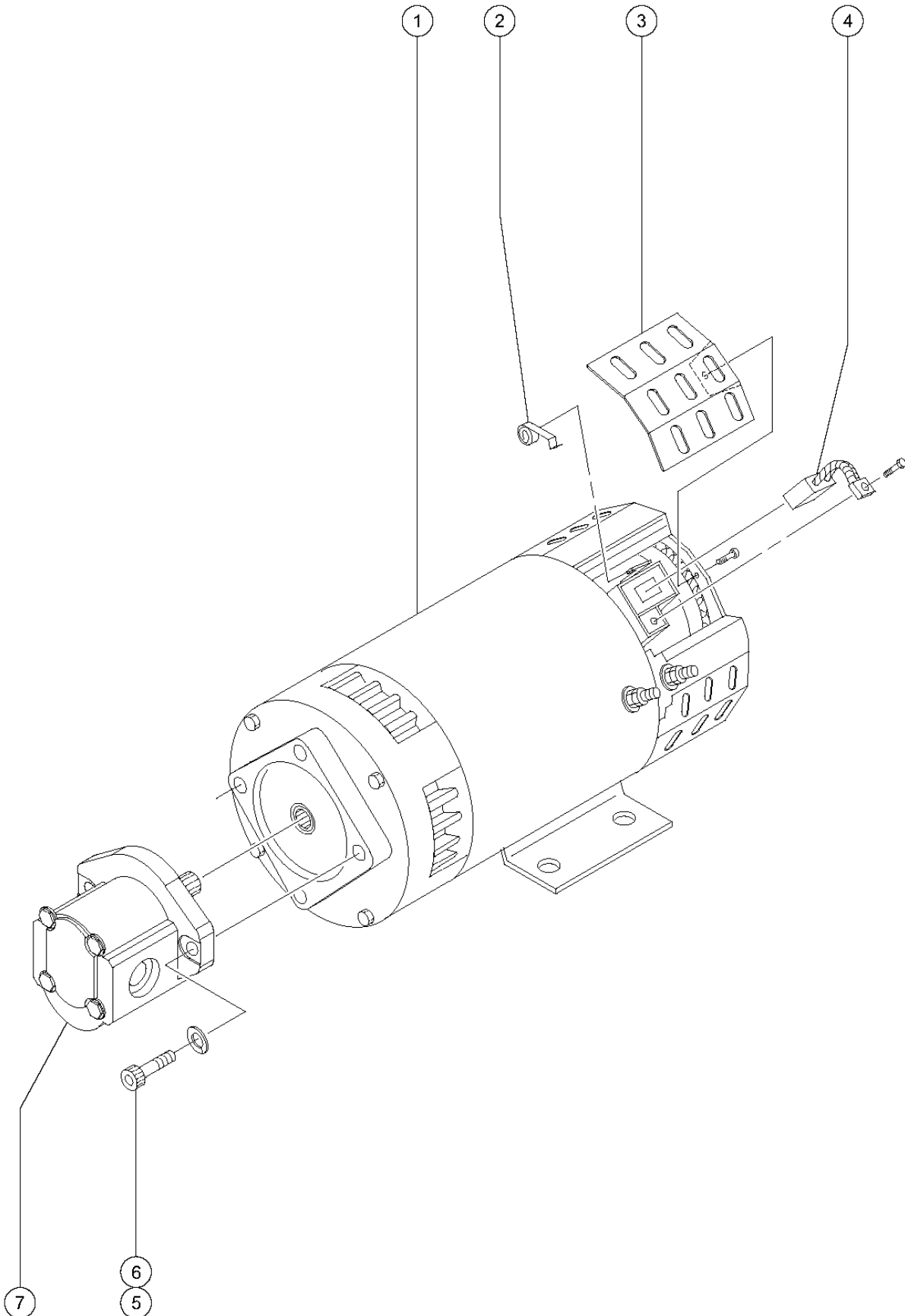




504.1 Brake Release Hand Pump Manifold

Item	Part No.	Description	Qty.
--	105067	MANIFOLD,BRAKE RELEASE <i>(includes items 1, 2 and 4)</i>	
1	84739	VALVE,HAND PUMP ASSEMBLY*** .....	1
--	84740	SEAL KIT,HAND PUMP***	
--	84742	KNOB,HAND PUMP (RED)***	
2	84743	VALVE,PILOT OPERATED ASSEMBLY* .....	1
--	84740	SEAL KIT,HAND PUMP***	
--	84743	VALVE,PILOT OPERATED ASSEMBLY* <i>(no longer available, use 84743)</i>	
--	84746	KNOB,PILOT OP VALVE (BLACK)***	
3	39877	CONNECTOR,070120-4-4.....	3
4	84748	SPRING,HAND PUMP ROD.....	1

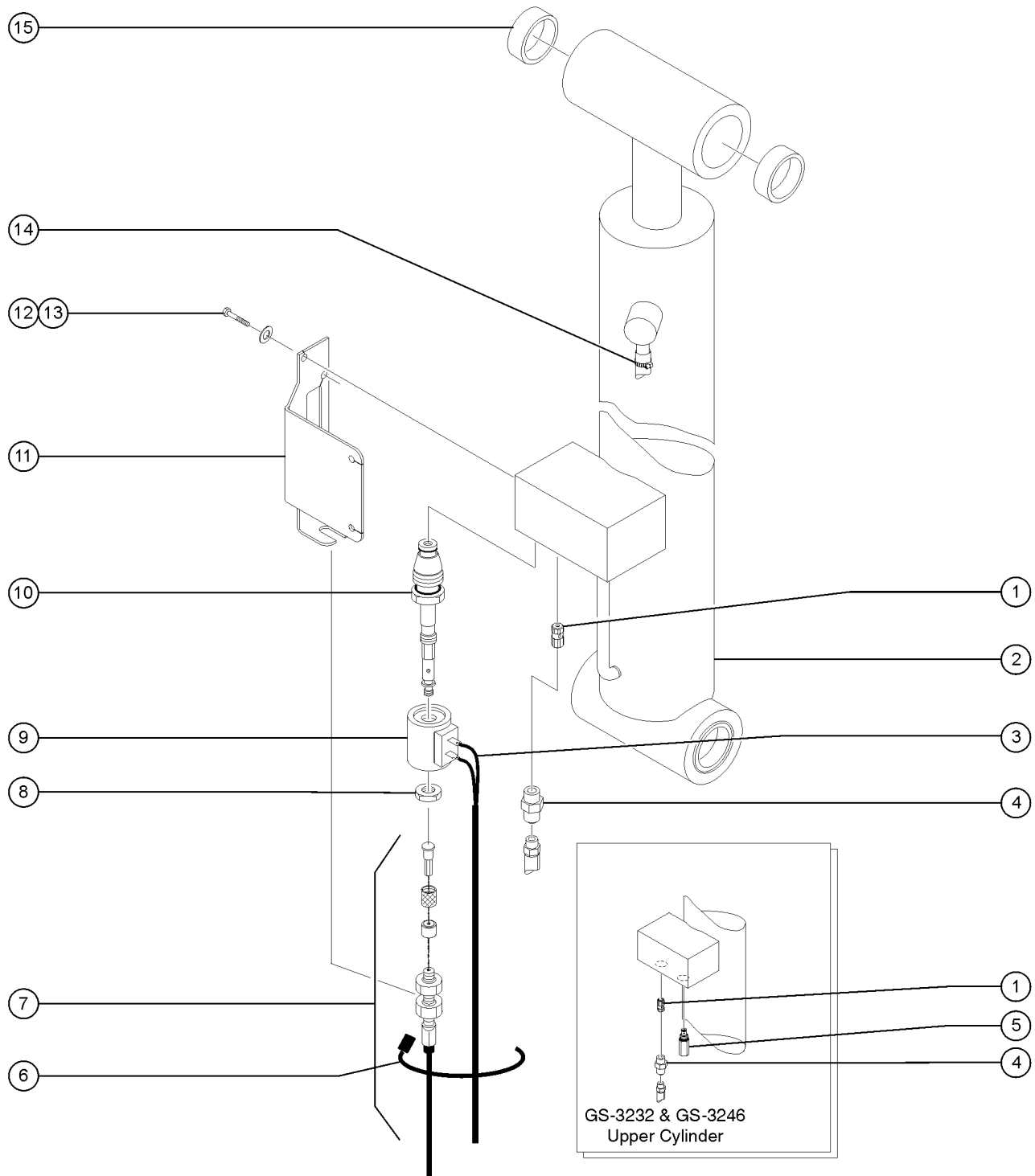
505.1 Hydraulic Power Unit, All Models



505.1 Hydraulic Power Unit, All Models

Item	Part No.	Description	Qty.
--	49812	BAND KIT,5.6" DIA MOTOR*** <i>Band Kit (EE models)</i>	
--	78006	FORMING,PADLOCK BRACKET	
--	44716	HANDLE,ANDERSON CONNECTOR SB	
1	40844	MOTOR,ELECTRIC,24VDC 4.5HP.....	1
--	43685	SEAL KIT,LIFT PUMP,BARNES**	
--	44777	BEARING,MOTOR	
--	44778	BEARING,MOTOR,36843,BRUSH END*	
2	44750	SPRING-BRUSH,40844, SCISSORS.....	4
3	44752	COVER-BRUSH INSPEC.40844,SCISS.....	4
4	44751	BRUSH,PWR UNIT (40844)**.....	4
5	55921	SCREW,SHC,3/8-24 X 1.25"	
6	6021	WASHER,LOCK,.,375	
7B	228192	PUMP,4CC GEAR,CCW..... <i>Parker</i>	1
--	229453	SEAL KIT,PUMP,PARKER (228192) <i>for 228192</i>	
7C	96193	PUMP,4CC GEAR,CCW***..... <i>Bosch/Rexroth (check pump ID plate for correct seal kit)</i>	1
--	233641	SEAL KIT,BOSCH PUMP <i>For 96193 w/Bosch PN 9510090001</i>	
--	85197	SEAL KIT,BOSCH PUMP*** <i>For 96193 w/Bosch PN 9510290001</i>	

506.1 Lift Cylinder Assembly, All Models

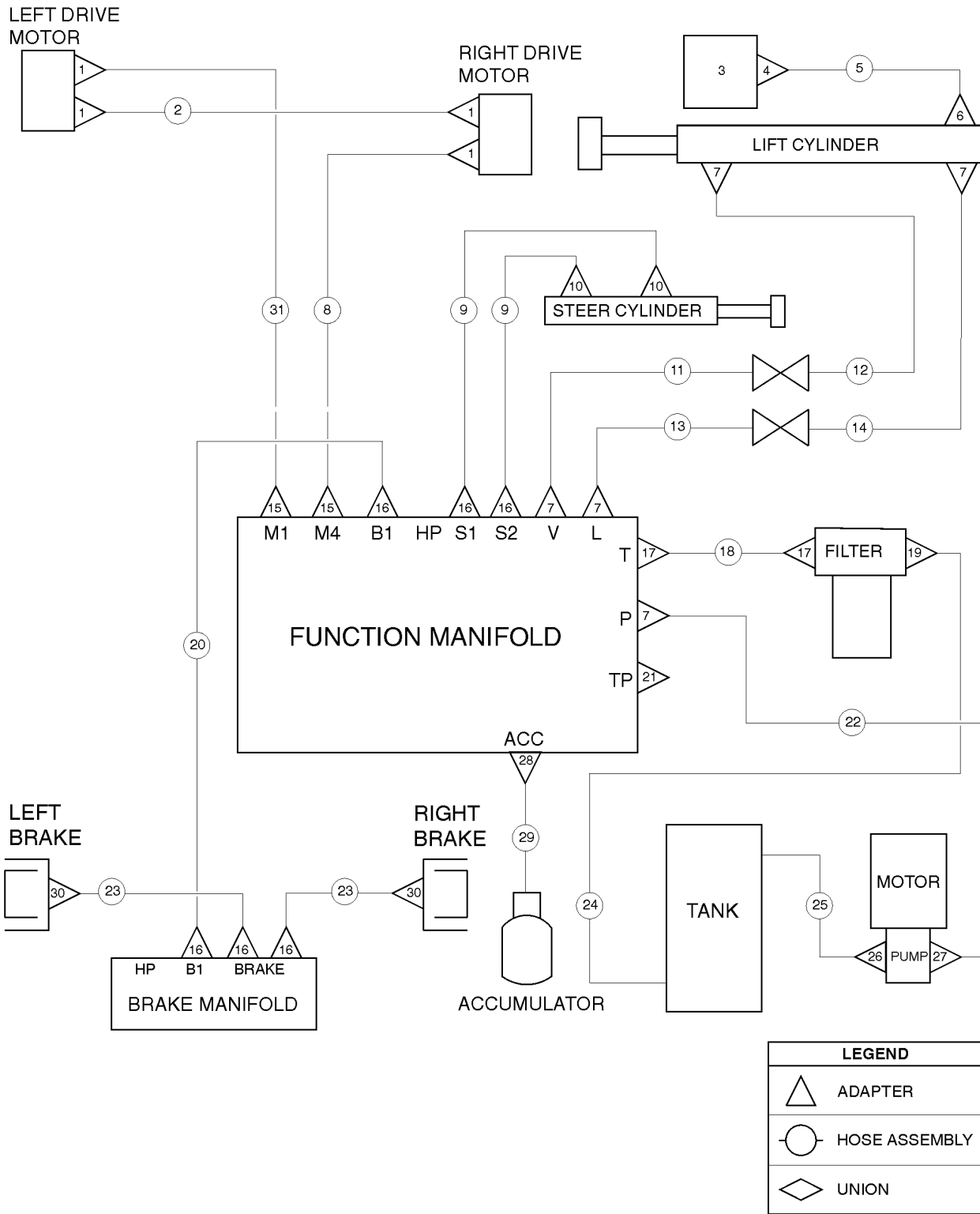


506.1 Lift Cylinder Assembly, All Models

Item	Part No.	Description	Qty.	Item	Part No.	Description	Qty.
1	55558	ORIFICE, LONG, .037*** .....1 GS-1530, GS-1532, GS-1930, GS-1932 (lift cylinder) GS-3246 and GS-3232 (upper cylinder)	1	--	97130	VALVE-RELIEF, 2500PSI (from SN GS3213C)	
1A	55560	ORIFICE, LONG, .059" GS-2032, GS-2632, GS-2046, GS-2646, GS-3232, GS-3246		2D	105545	CYLINDER, 26XX/32XX LIFT .....1 GS-3232, GS-3246 (lower lift cylinder)	1
--	105479	KIT, TWO ORIFICE, .059"		--	105549	SEAL KIT (105545) for cylinder 105545 (from SN GS4607-83692 and GS4609C-101 and GS3205-75407)	
--	105481	KIT, ORIFICE, .059"		--	97131	SEAL KIT (96579) for cylinder 96579 (to SN GS4607-83691)	
2	105543	CYLINDER, MINI LIFT .....1 GS-1530, GS-1532, GS-1930, GS-1932 (shown)	1	3		Ref. Down Coil Wire Harness (refer to 211.1)	
--	105548	KIT, MINI LIFT CYL SEAL (from SN GS3007A-88642, GS3007B-83785 and GS3008C-101)		4	39878	CONNECTOR, 070120-6-6 .....1	1
--	84388	SEAL KIT-LIFT CYL (96192) (to SN GS3007A-88641 and GS3007B-83784)		5	97130	VALVE-RELIEF, 2500PSI	
2A	105544	CYLINDER, 20XX LIFT .....1 GS-2032, GS-2046	1	6	28443	CABLE TIE, 11.5" BLACK .....3	3
--	105549	SEAL KIT (105545) (from SN GS3207-84485, GS3208C-101, GS4607-83692, and GS4609C-101)		7		Ref. Emergency Down Cable (refer to 204.1)	
--	97131	SEAL KIT (96579) (to SN GS3207-84484 and GS4607-83691)		8	44973	NUT, COIL (39909) .....1	1
2B	105545	CYLINDER, 26XX/32XX LIFT .....1 GS-2632, GS-2646	1	9	84422	COIL-SOLENOID VALVE, 20V DC*** .....1 (direct replacement for 66467)	1
--	105549	SEAL KIT (105545) (from SN GS3207-84485, GS3208C-101, GS4607-83692, and GS4609C-101)		10	66465	VALVE, W/NC SOLENOID, MANUAL*** .....1 (includes items 8-9)	1
--	97131	SEAL KIT (96579) (to SN GS3207-84484 and GS4607-83691)		--	40477	VALVE, CARTRIDGE***	
2C	105546	CYLINDER, 32XX UPPER LIFT .....1 GS-3232, GS-3246 (upper lift cylinder)	1	--	44979	SEAL KIT, 39909, PLAT LWR VALVE*	
--	105564	SEAL KIT (105546) for cylinder 105546 (from SN GS4607-83692 and GS4609C-101 and GS3205-75407)		11	41557-S	CABLE BRACKET, PAINTED .....1	1
--	44227	SEAL KIT, VALVE for 97130		12	7339	SCREW, HHC, 1/4-20 X .5	
--	55558	ORIFICE, LONG, .037*** GS-3232, GS-3246 (not shown)		13	6356	WASHER, LOCK, .25	
--	97129	SEAL KIT (96628) for cylinder 105254 (to SN GS4607-83691)		14	96770	CLAMP, HOSE, 1 EAR, 11/16 .....1	1
				15	105478	BEARING, 1.5025IDX1.5075ODX1.5L.4	



507.1 Hydraulic Hoses and Fittings, GS-1530, GS-1532, GS-1930, GS-1932

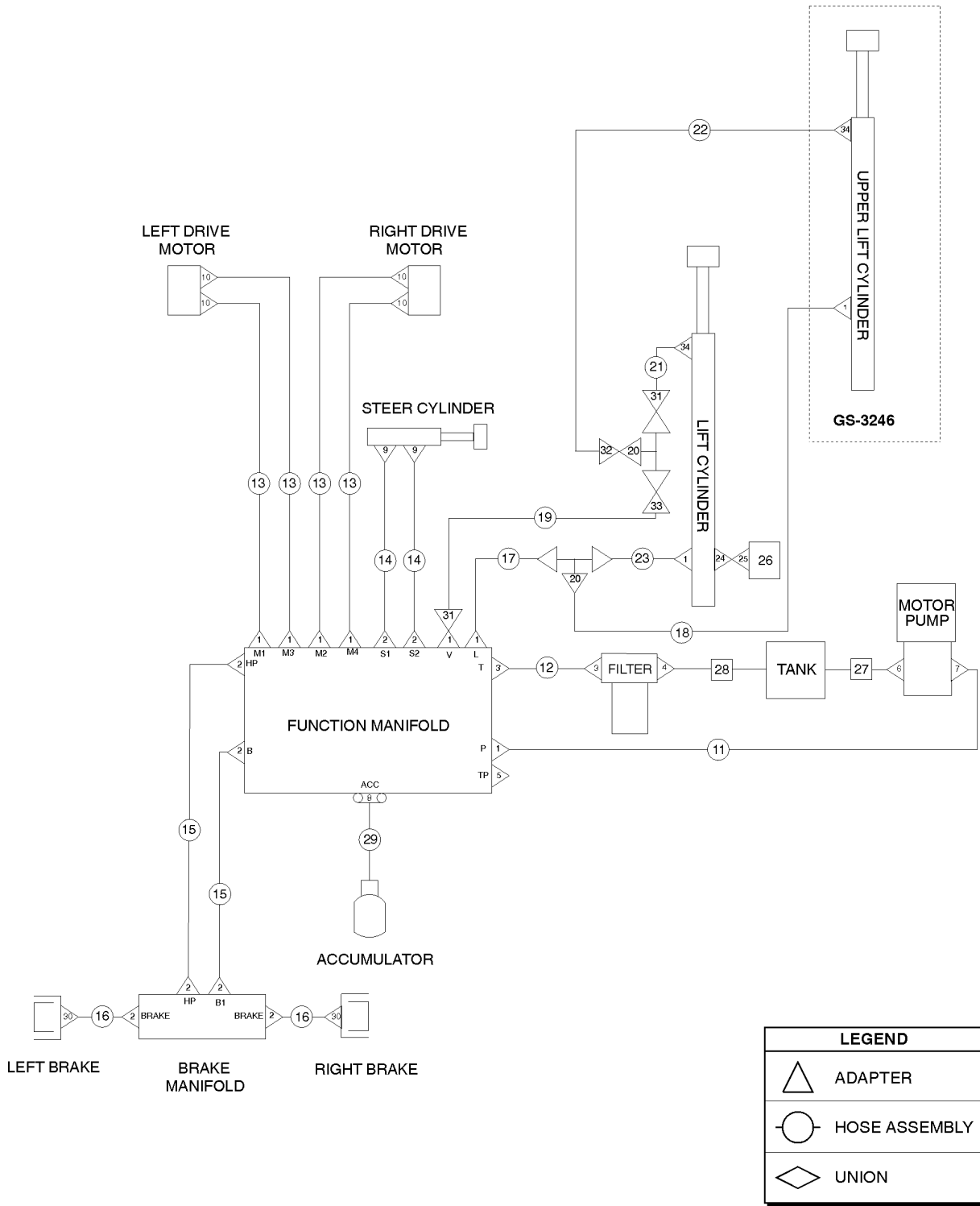


507.1 Hydraulic Hoses and Fittings, GS-1530, GS-1532, GS-1930, GS-1932

Item	Part No.	Description	Qty.	Item	Part No.	Description	Qty.
--		<i>The hose lengths below reflect the length of the hose only. Refer to the 'Fittings Cross Reference' to match Genie part numbers to Parker part numbers.</i>		13B	105264	HOSE, ASSY, LOWER LIFT from SN 06A-84658, 06B-80109, C-101 (Components: 39890, 47223, and 56776 @ 13 inches)	
1	39873	ELBOW,070220-6-6.....	4	14A	96394	HOSE, ASSY, UPPER LIFT.....1 to SN 06A-84657, 06B-80108 (Components: 39890, 39890, and 56776 @ 40 inches)	
2	96350	HOSE, ASSY, MOTOR CROSSOVER.....	1	14B	105262	HOSE, ASSY, UPPER LIFT from SN 06A-84658, 06B-80109, C-101 (Components: 39890, 39890, and 56776 @ 73 inches)	
		(Components: 39890, 39890, and 56776 @ 53.25 inches)		15	42283	ELBOW,070320-6-6.....	2
3		Ref. Adjustable Pressure Switch (refer to 701.1)		16	39877	CONNECTOR,070120-4-4.....	7
4	96506	Fitting.....	1	16	39882	PLUG,HEX SOCKET,090109B-4.....	1
		(CE models)		17	20923	CONNECTOR,070120-8-6.....	1
5	96697	LINE,HYD,PRESS SW.....	1	18	96348	HOSE, ASSY, MAN TO FILTER.....1 (Components: 96406, 96406, and 75631 @ 25 inches)	
		(CE models)		19	96398	CONNECTOR, 070120-12-8.....	1
6	39881	CONNECTOR,070120-4-6.....	1	20	96352	HOSE, ASSY, BRAKE.....1 (Components: 78855, 78855, and 78852 @ 54 inches)	
		(CE models)		21		Ref. Diagnostic Nipple (refer to 502.1)	
7	39878	CONNECTOR,070120-6-6.....	5	22	96353	HOSE, ASSY, PRESSURE.....1 (Components: 39890, 39890, and 56776 @ 40 inches)	
8	105059	HOSE,ASSY,DRIVE MOTORS,MINI.....	1	23	96391	HOSE, ASSY.....1 (Components: 78855, 78855, and 78852 @ 17 inches)	
		(Components: 39890, 39890, and 56776 @ 28.25 inches)		24	96355	TUBE, ASSY, RETURN.....	1
9	96351	HOSE, ASSY, STEER.....	2	25	96354	TUBE, ASSY, DRAW.....	1
		(Components: 78855, 78855, and 78852 @ 22 inches)		26	22664	ELBOW,070220-12-10.....	1
10	13921	ELBOW,070220-4-4.....	2	27	39876	ELBOW,070220-6-8.....	1
11A	96395	HOSE, ASSY, LOWER VENT.....1 to SN 06A-84657, 06B-80108 (Components: 96406, 96407, and 75631 @ 40 inches)		28	53501	O-RING-6.....	1
11B	105263	HOSE, ASSY, LOWER VENT from SN 06A-84658, 06B-80109, 08C-101 (Components: 96406, 96406, and 75361 @12 inches)		29	78864	HOSE ASSY, MAN/ACCUM, MINI....1 (Components: 78855, 78855, and 78852 @ 20 inches)	
12A	96396	HOSE, ASSY, UPPER VENT.....1 to SN 06A-84657, 06B-80108 (Components: 96406, 96406, and 75631 @ 76 inches)		30	39877	CONNECTOR,070120-4-4.....	2
12B	105261	HOSE, ASSY, UPPER VENT from SN 06A-84658, 06B-80109, C-101 (Components: 96407, and 75631 @ 107 inches)		31	115166	HOSE,ASSY,DRIVE MOTORS,MINI, L (Components: 39890, 39890, and 56776 @ 31 inches)	
13A	96393	HOSE, ASSY, LOWER LIFT.....1 to SN 06A-84657, 06B-80108 (Components: 39890, 47223, and 39886 @ 44 inches)					



508.1 Hydraulic Hoses and Fittings, GS-2032, GS-2632, GS-3232, GS-2046, GS-2646, GS-3246





508.1 Hydraulic Hoses and Fittings, GS-2032, GS-2632, GS-3232, GS-2046, GS-2646, GS-3246

Item	Part No.	Description	Qty.	Item	Part No.	Description	Qty.
--		<i>The hose lengths below reflect the length of the hose only. Refer to the 'Fittings Cross Reference' to match Genie part numbers to Parker part numbers.</i>		13D	105801	HOSE ASSY,DRIVE MOTORS,GS46.....2 GS-2046, GS-2646, GS-3246 (from SN GS4607-84403 and GS4609C-101)	
1	39878	CONNECTOR,070120-6-6.....	9	13E	105579	HOSE ASSY,DRIVE MOTORS,GS32.....2 GS-2032, GS-2632, GS-3232 (from SN GS3207-84825 and GS3208C-101)	
2	39877	CONNECTOR,070120-4-4.....	7	13F	105580	HOSE ASSY,DRIVE MOTORS,GS46.....2 GS-2046, GS-2646, GS-3246 (from SN GS4607-84403 and GS4609C-101)	
--	39882	PLUG,HEX SOCKET,090109B-4.....	1	14A	96747	HOSE, ASSY, STEER.....2 (to SN GS3207-84824 and GS4607-84402) (Components: 78855, 78855, and 78852 @ 50 inches)	
3	96397	CONNECTOR, 070120-8-8.....	2	14B	105578	HOSE,ASSY STEER,GS32/46.....2 (from SN GS3207-84825, GS3208C-101, GS4607-84403 and GS4609C-101) (Components: 78855, 78855 and 78852 @ 36 inches)	
4	96398	CONNECTOR, 070120-12-8.....	1	14B	105580	HOSE ASSY,DRIVE MOTORS,GS46.....4 GS-2046, GS-2646, GS-3246 (from SN GS4607-84403 and GS4609C-101)	
5		Ref. Diagnostic Nipple (refer to 503.1)		15A	96747	HOSE, ASSY, STEER.....2 (to SN GS3207-84824 and GS4607-84402) (Components: 78855, 78855, and 78852 @ 50 inches)	
6	22664	ELBOW,070220-12-10.....	1	15A	96748	HOSE, ASSY, BRAKE.....2 (to SN GS3207-84824 and GS4607-84402) (Components: 78855, 78855 and 56776 @ 80 inches)	
7	39876	ELBOW,070220-6-8.....	1	15B	105577	HOSE,ASSY,BRAKE,GS46.....2 GS-2046, GS-2646, GS-3246 (from SN GS4607-84403 and GS4609C-101) (Components: 78855, 78855 and 78852 @ 65 inches)	
8	53500	O-RING-4.....	1	15B	105578	HOSE,ASSY STEER,GS32/46.....2 (from SN GS3207-84825, GS3208C-101, GS4607-84403 and GS4609C-101) (Components: 78855, 78855 and 78852 @ 36 inches)	
9A	13921	ELBOW,070220-4-4.....2 GS-2032, GS-2632, GS-2046, GS-2646					
9B	13921	ELBOW,070220-4-4.....4 GS-3232, GS-3246					
10	39873	ELBOW,070220-6-6.....	4				
11	96744	HOSE, ASSY, PRESSURE.....1 (Components: 39890, 39890, and 56776 @ 50 inches)					
12A	96745	HOSE, ASSY, MAN TO FILTER.....1 (to SN GS3207-84824 and GS4607-84402) (Components: 96406, 96406, and 75631 @ 38 inches)					
12B	96348	HOSE, ASSY, MAN TO FILTER.....1 (from SN GS3207-84825, GS3208C-101, GS4607-84403 and GS4609C-101) (Components: 96406, 96406, and 75631 @ 25 inches)					
13A	105247	HOSE ASSY, DRIVE MOTORS, GS32.....4 GS-2032, GS-2632, GS-3232 (to SN GS3207-84824)					
13B	105802	HOSE ASSY,DRIVE MOTORS,GS32.....2 GS-2032, GS-2632, GS-3232 (from SN GS3207-84825 and GS3208C-101)					
13C	96746	HOSE ASSY, DRIVE MOTORS, GS46.....4 GS-2046, GS-2646, GS-3246 (to SN GS4607-84402)					



508.1 Hydraulic Hoses and Fittings, GS-2032, GS-2632, GS-3232, GS-2046, GS-2646, GS-3246  
(continued)

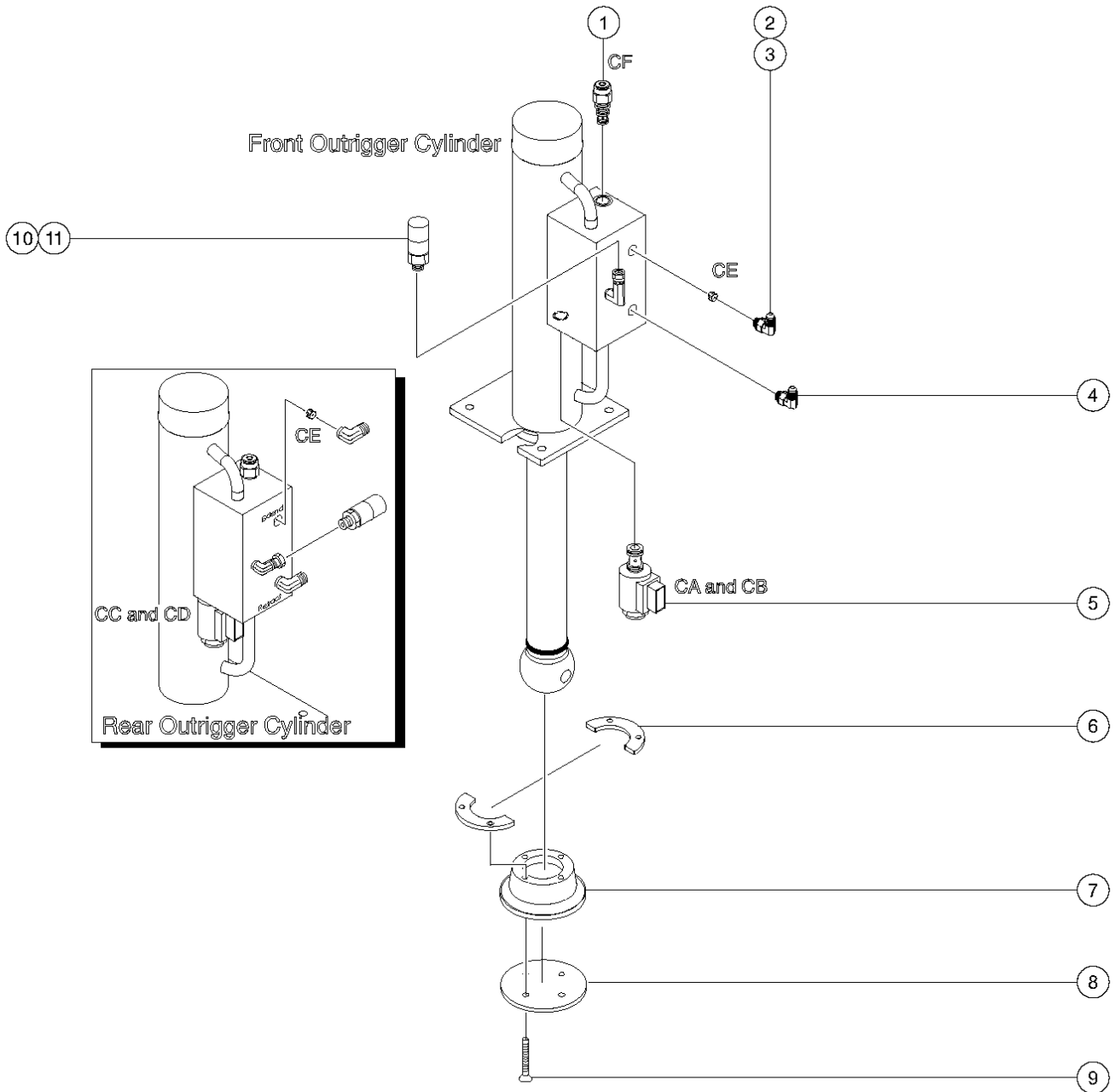
Item	Part No.	Description	Qty.	Item	Part No.	Description	Qty.
15C	105804	HOSE,ASSY,BRAKE MAN,GS32.....2 GS-2032, GS-2632, GS-3232 (from SN GS3207-84825 and GS3208C-101) (Components: 78855, 78855 and 78852 @ 62 inches)		19	96750	HOSE, ASSY, LIFT.....1 GS-2032/2632/3232, GS-2046/2646/3246 (Components: 39890, 39890 and 56776 @ 42 inches)	
16A	96391	HOSE, ASSY.....2 GS-2032, GS-2632, GS-3232 (left side)		20	51152	TEE,RUN 070432-6**** .....2 GS-3232, GS-3246	
16A	96748	HOSE, ASSY, BRAKE.....1 (to SN GS3207-84824 and GS4607-84402) (Components: 78855, 78855 and 56776 @ 80 inches)		20	75631	HOSE,AIR 3/8.....161-inches Vent Hose (for hose ends see items 31 & 34)	
16B	105577	HOSE,ASSY,BRAKE,GS46.....1 GS-2046, GS-2646, GS-3246 (from SN GS4607-84403 and GS4609C-101) (Components: 78855, 78855 and 78852 @ 65 inches)		20	96880	HOSE,ASSY,UPPER LIFT.....1 GS-3232, GS-3246 (Components: 39890, 39890 and 56776 @ 297 inches)	
16B	105803	HOSE,ASSY,BRAKE MAN,GS46....2 GS-2046, GS-2646, GS-3246 (left side)		21	75631	HOSE,AIR 3/8.....161-inches Vent Hose (for hose ends see items 31 & 34)	
16C	96391	HOSE, ASSY.....2 GS-2032, GS-2632, GS-3232 (right side)		22	51152	TEE,RUN 070432-6**** .....2 GS-3232, GS-3246	
16D	96749	HOSE, ASSY, BRAKE MAN, GS46.....2 GS-2046, GS-2646, GS-3246 (right side)		22	75631	HOSE,AIR 3/8.....320-inches GS-3232, GS-3246 Vent Hose(for hose ends see items 32 & 34)	
17	96750	HOSE, ASSY, LIFT.....1 GS-2032/2632/3232, GS-2046/2646/3246 (Components: 39890, 39890 and 56776 @ 42 inches)		23	105046	HOSE ASSY,LOWER LIFT.....1 GS-2032/2632/3232, GS-2046/2646/3246 (Components: 47223, 39890 and 56776 @ 127 inches)	
17B	105803	HOSE,ASSY,BRAKE MAN,GS46....2 GS-2046, GS-2646, GS-3246 (left side)		23	75631	HOSE,AIR 3/8.....161-inches Vent Hose (for hose ends see items 33 & 36)	
18	96880	HOSE,ASSY,UPPER LIFT.....1 GS-3232, GS-3246 (Components: 39890, 39890 and 56776 @ 297 inches)		24	75631	HOSE,AIR 3/8.....320-inches GS-3232, GS-3246 Vent Hose(for hose ends see items 34 & 36)	
18B	96749	HOSE, ASSY, BRAKE MAN, GS46.....2 GS-2046, GS-2646, GS-3246 (right side)		24	96885	CONN,SWIVEL,STR,THR,465OX-S.1 (CE models)	
18C	96391	HOSE, ASSY.....2 GS-2032, GS-2632, GS-3232 (right side)		25	105046	HOSE ASSY,LOWER LIFT.....1 GS-2032/2632/3232, GS-2046/2646/3246 (Components: 47223, 39890 and 56776 @ 127 inches)	
19	75631	HOSE,AIR 3/8.....42-inches Vent Hose (for hose ends see items 31 & 33)		25	39881	CONNECTOR,070120-4-6.....1 (CE models)	
				26		Ref. Pressure Switch (refer to 702.1)	
				26	96885	CONN,SWIVEL,STR,THR,465OX-S.1 (CE models)	
				27	39881	CONNECTOR,070120-4-6.....1 (CE models)	
				27	96354	TUBE, ASSY, DRAW.....1	



508.1 Hydraulic Hoses and Fittings, GS-2032, GS-2632, GS-3232, GS-2046, GS-2646,  
GS-3246  
(continued)

Item	Part No.	Description	Qty.
28		Ref. Pressure Switch (refer to 702.1)	
28	96355	TUBE, ASSY, RETURN.....	1
29	78864	HOSE ASSY, MAN/ACCUM, MINI....	1
29	96354	TUBE, ASSY, DRAW.....	1
30	39877	CONNECTOR,070120-4-4.....	2
30	96355	TUBE, ASSY, RETURN.....	1
31	96406	HOSE END,BARBED,SWIVEL,JIC,6-6.....	1
31B	105246	HOSE ASSY, MAN/ACCUM, GS32/46..... GS-3246 (Components: 78855, 78855 and 78852 @ 17 inches)	1
32	105045	HOSE END 90,JIC 33982-6-6.....	1
		GS3232, GS-3246	
32	39877	CONNECTOR,070120-4-4.....	2
33	96406	HOSE END,BARBED,SWIVEL,JIC,6-6.....	1
33	96407	HOSE END, MALE JIC, 30382-6-6B.....	1
34	105045	HOSE END 90,JIC 33982-6-6.....	1
		GS3232, GS-3246	
34	130011	HOSE CLAMP, SAE #6..... (qty 2 for GS-3232, GS-3246)	1
35	96407	HOSE END, MALE JIC, 30382-6-6B.....	1
36	130011	HOSE CLAMP, SAE #6..... (qty 2 for GS-3232, GS-3246)	1

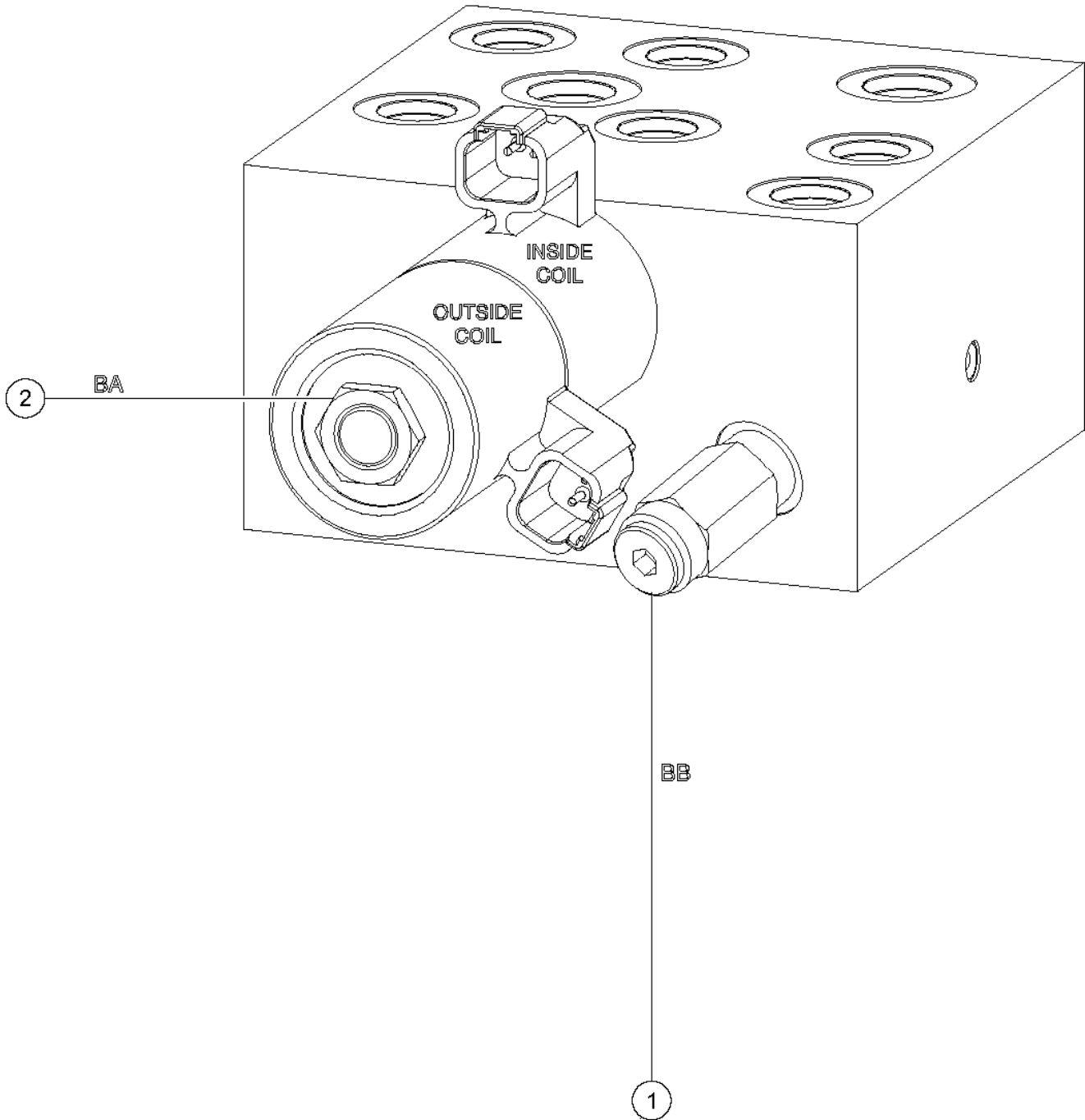
509.1 Outrigger Cylinders, Front and Rear, GS-3232



## 509.1 Outrigger Cylinders, Front and Rear, GS-3232

Item	Part No.	Description	Qty.
--	109877	CYLINDER,REAR OUTRIGGER <i>order valves, orifice and fittings separately</i>	
--	109878	CYLINDER,FRONT OUTRIGGER <i>order valves, orifice and fittings separately</i>	
--	144655	SEAL KIT,O/R CYLINDER*** <i>for 109877 and 109878</i>	
1	105628	VALVE,CHECK,PILOT OPERATED.....1 <i>(3500 psi, 240 bar)</i>	1
--	105695	SEAL KIT FOR 105628	
2	39875	ELBOW,070220-4-6.....1	1
3	67744	ORIFICE,SHORT, 0.037 INCH.....1 <i>(0.037 inch; 0.94 mm)</i>	1
4	13921	ELBOW,070220-4-4.....1	1
5	105629	VALVE,SOLENOID 2 POS, 2 WAY.....1	1
--	44228	SEAL KIT, VALVE	
6	109750	PLATE,FOOTPAD RING.....2	2
7	109756	FOOTPAD,OUTRIGGER,3232.....1	1
8	105575	FOOTPAD,NON MARKING.....1	1
9	40945	SCREW,FHS,1/4-20 X 2.25	
10	229750	HARNES,PRESS,TRANSDUCER***.1	1
11	105652	FITTING,ELBOW 4-4, SAE.....1	1

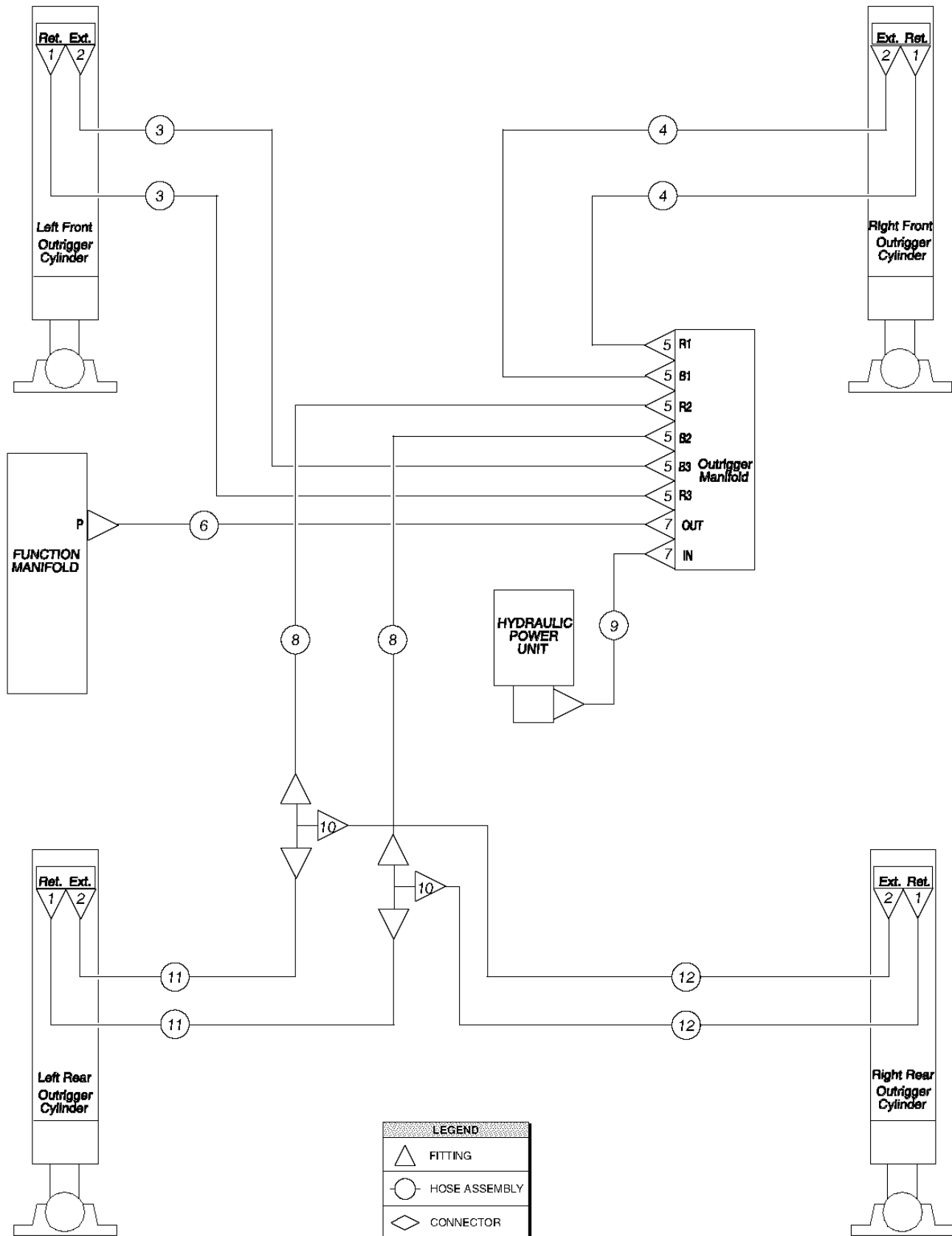
510.1 Outrigger Function Manifold, GS-3232



## 510.1 Outrigger Function Manifold, GS-3232

Item	Part No.	Description	Qty.
--	109757	MANIFOLD,OUTRIGGER OPTION	
--	49612	O-RING KIT (ORFS FITTINGS)	
--	49613	PLUG AND CAP KIT-SERVICE,ORFS*	
1	52376	VALVE,RELIEF,3500PSI*** (BB, Outrigger circuit)	
--	44227	SEAL KIT, VALVE	
2	52380	VALVE,SOLENOID,3POS4WAY,GS68 (BA, Outrigger extend/retract)	
--	44174	NUT-COIL SHORT	
--	44175	SPACER-DUAL COIL,#10, SCISSORS	
--	44230	SEAL KIT-P.N.44169,44172,44171	
--	84385	COIL,20VDC DEUTCSH W/DIODE	

511.1 Hydraulic Hoses and Fittings, Outriggers, GS-3232

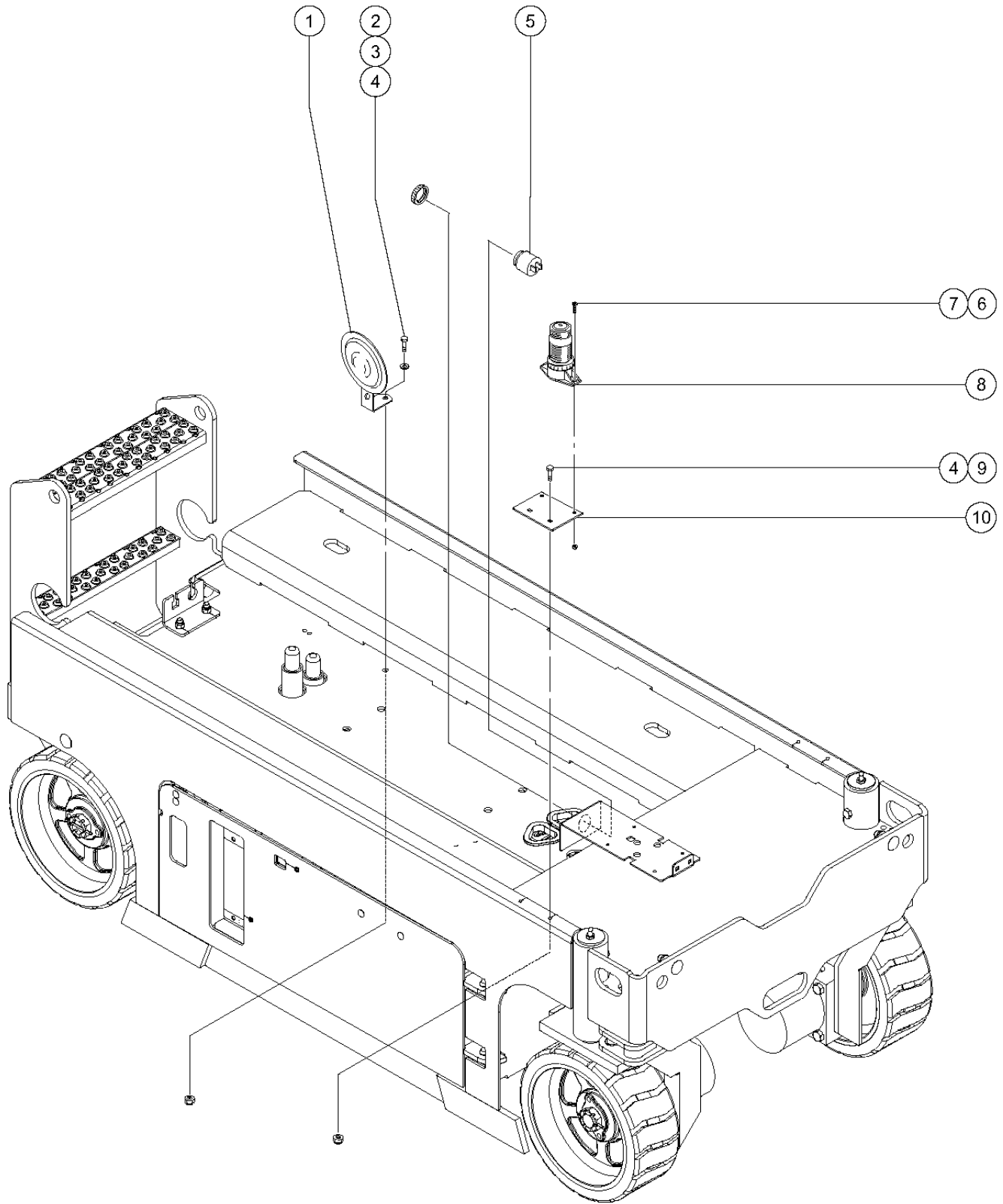




## 511.1 Hydraulic Hoses and Fittings, Outriggers, GS-3232

Item	Part No.	Description	Qty.
1	13921	ELBOW,070220-4-4.....	4
2	39875	ELBOW,070220-4-6.....	4
3	105645	HOSE ASSY,LT FRONTO/R,GS3232..... <i>(Components: 78855, 78855, and 78852 @ 12 inches)</i>	2
4	105648	HOSE ASSY,RT FRONT O/R,GS3232..... <i>(Components: 78855, 78855, and 78852 @ 36 inches)</i>	2
5	39877	CONNECTOR,070120-4-4.....	6
6	105650	HOSE ASSY,MANIFOLD, GS3232..... <i>(Components: 39890, 39890, and 56776 @ 32 inches)</i>	1
7	39878	CONNECTOR,070120-6-6.....	2
8	105649	HOSE ASSY,O/R MAN-T, GS3232..... <i>(Components: 78855, 78855, and 78852 @ 60 inches)</i>	2
9	105651	HOSE ASSY,PUMP-O/R MAN, GS3232..... <i>(Components: 39890, 39890, and 56776 @ 24 inches)</i>	1
10	8342	TEE,UNION,070401-4.....	4
11	105646	HOSE ASSY,LT REAR O/R, GS3232..... <i>(Components: 78855, 78855, and 78852 @ 16 inches)</i>	2
12	105647	HOSE ASSY,RT REAR O/R, GS3232..... <i>(Components: 78855, 78855, and 78852 @ 24 inches)</i>	2

601.1 Alarm, Horn and Flashing Beacons

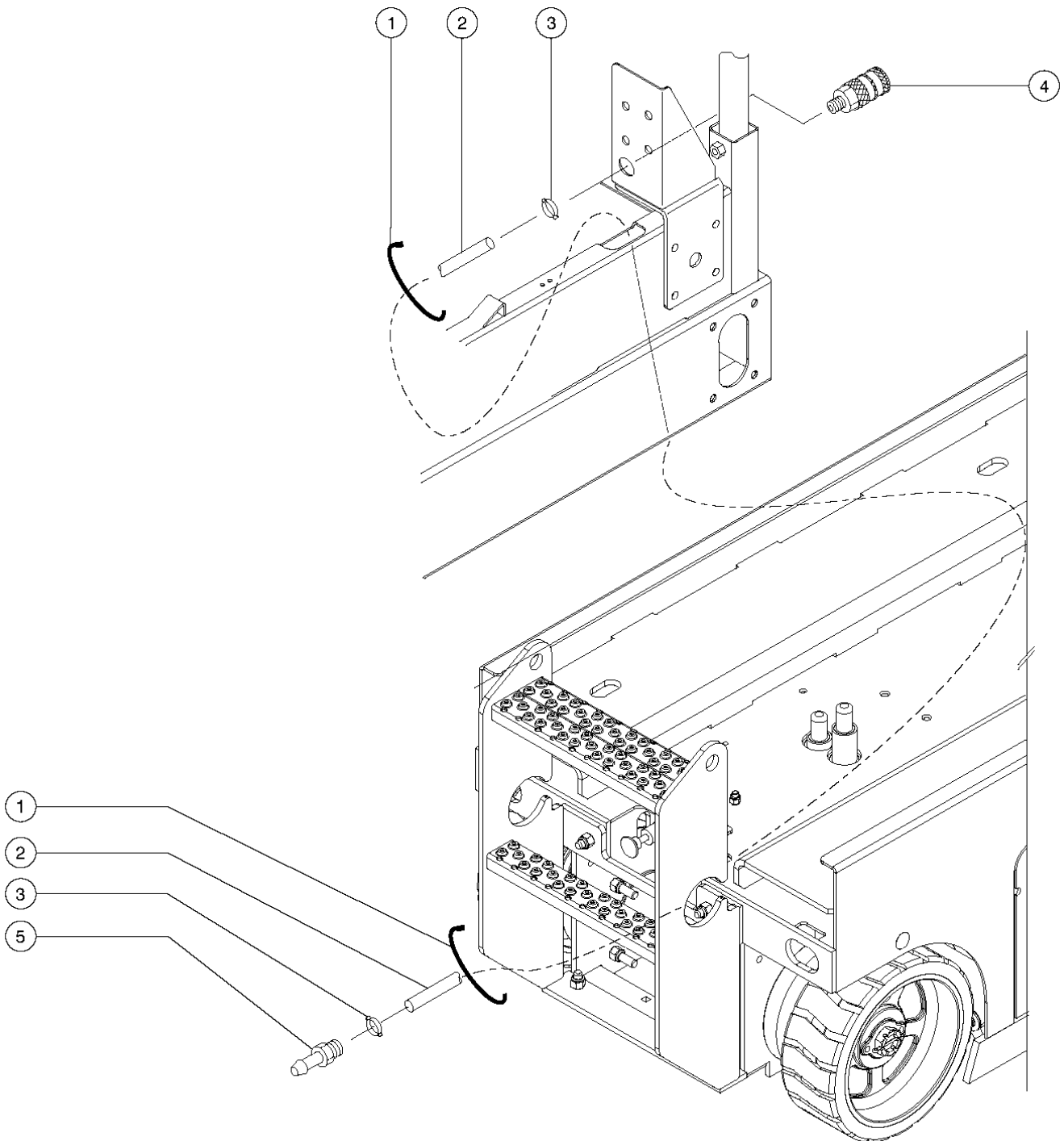


601.1 Alarm, Horn and Flashing Beacons

Item	Part No.	Description	Qty.	Item	Part No.	Description	Qty.
--	96410-S	BEACON ACC,STANDARD GS-1530, GS-1532, GS-1930, GS-1932		10	96363	PLATE,BEACON MOUNT.....2 GS-1530, GS-1532, GS-1930, GS-1932	
--	105797	KIT,BEACON,GS32/46 GS-2032, GS-2632, GS-3232, GS-2046, GS-2646, GS-3246					
--	47675-S	TRAVEL ALARM ACC, SLAB					
1	81579	HORN,24VDC,SPADE TERMINALS*** .....	1				
1A	78098	RELAY,24VDC,40/30A,SLD W/BRKT*					
1B	96484	ASSY,DIODE					
2	8914	SCREW,HHC,1/4-20 X .625					
3	6638	WASHER,FLAT,USS,1/4"Y					
4	6091	NUT,NYLOCK,1/4-20 GS-1530, GS-1532, GS-1930, GS-1932					
5	39540	ALARM,STEADY TONE*** .....	1				
		<i>Does not include 72326 nut</i>					
--	72326	NUT - PLASTIC,RING FOR ALARMS					
6	49816	SCREW,PHILLIPS,PHM,10-32 X .75					
7	6178	NUT,NYLOCK,10-32					
8A	105107	STROBE,BEACON W/O HARDWARE*** .....	2				
		<i>GS-30 to SN 103085</i>					
--	105556	LENS,FLASHING BEACON <i>for 105107</i>					
--	105557	BULB,FLASHING BEACON <i>for 105107</i>					
8B	231931	STROBE,BEACON, AC COMP 12-80V <i>GS-30 from SN 103086</i>					
--	105556	LENS,FLASHING BEACON <i>for 231931</i>					
--	105557	BULB,FLASHING BEACON <i>for 231931</i>					
8C	105107	STROBE,BEACON W/O HARDWARE*** .....	2				
		<i>for GS-32, GS-46</i>					
--	105556	LENS,FLASHING BEACON <i>for 105107</i>					
--	105557	BULB,FLASHING BEACON <i>for 105107</i>					
9	6878	BOLT,CARRIAGE,1/4-20 X .75,G2 GS-1530, GS-1532, GS-1930, GS-1932					



602.1 Air Line to Platform

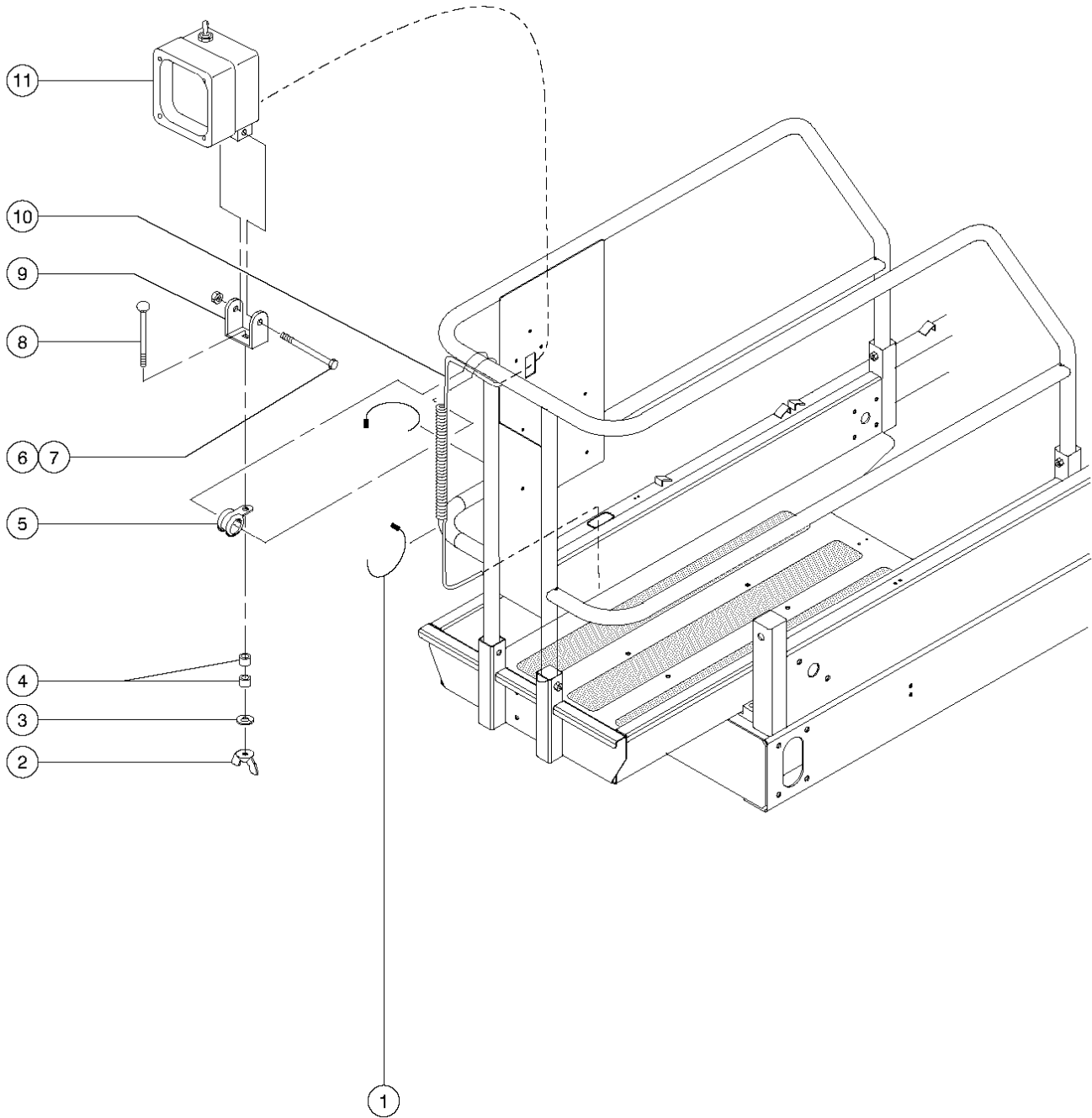


602.1 Air Line to Platform

Item	Part No.	Description	Qty.
--	96515-S	AIR TO PLAT, GS15, ACC GS-1530, GS-1532	
--	96516-S	AIR TO PLAT, GS19, ACC GS-1930, GS-1932	
--	96731-S	AIR TO PLAT, GS20XX, ACC GS-2032, GS-2046	
--	96990-S	AIR TO PLAT, GS26XX, ACC GS-2632, GS-2646	
--	96991-S	AIR TO PLAT, GS3246, ACC GS-3232, GS-3246	
1	28443	CABLE TIE,11.5" BLACK	
2	27903	HOSE,LOW PRESSURE,.375 ID,BLK.....275-inches GS-1530, GS-1532	
--	27903	HOSE,LOW PRESSURE,.375 ID,BLK.....340-inches GS-1930, GS-1932	
--	27903	HOSE,LOW PRESSURE,.375 ID,BLK.....390-inches GS-2032, GS-2046	
--	27903	HOSE,LOW PRESSURE,.375 ID,BLK.....490-inches GS-2632, GS-2646	
--	27903	HOSE,LOW PRESSURE,.375 ID,BLK.....590-inches GS-3232, GS-3246	
3	45454	CLAMP,RUB CUSH,0.75,#12 X 3/8*.....1	
4	96543	COUPLER,1/4"SERIES,3/8 P-LOK.....1	
5	96542	PLUG,1/4"SERIES,3/8 P-LOCK***...1	



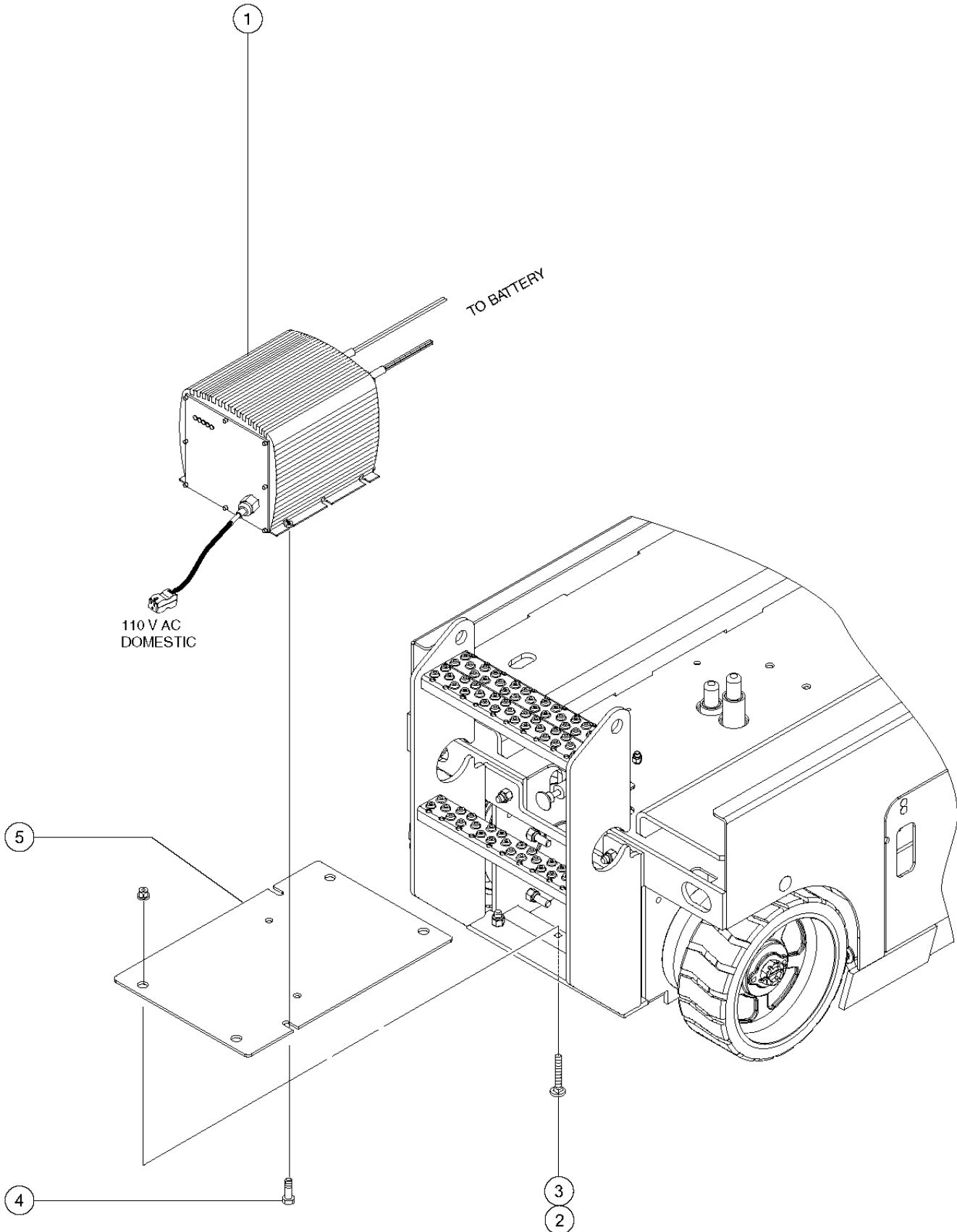
603.1 Platform Work Light



603.1 Platform Work Light

Item	Part No.	Description	Qty.
--	144026	WORKLIGHT ACCESSORY,GS15XX GS-1530, GS-1532	
--	144027	WORKLIGHT ACCESSORY,GS19/20XX GS-1930, GS-1932	
--	144027	WORKLIGHT ACCESSORY,GS19/20XX GS-2032, GS-2046	
--	144028	WORKLIGHT ACCESSORY,GS26XX	
--	144029	WORKLIGHT ACCESSORY,GS32XX	
--	105971	WORKLIGHT PIGTAIL ASSY (chassis)	
--	105972	WORKLIGHT CABLE,GS15XX (linkset) GS-1530, GS-1532	
--	105971	WORKLIGHT PIGTAIL ASSY (chassis)	
--	105973	WORKLIGHT CABLE,GS19/20XX (linkset) GS-1930, GS-1932	
--	105971	WORKLIGHT PIGTAIL ASSY (chassis)	
--	105973	WORKLIGHT CABLE,GS19/20XX (linkset) GS-2032, GS-2046	
--	105971	WORKLIGHT PIGTAIL ASSY (chassis)	
--	105974	WORKLIGHT CABLE,GS26XX (linkset) GS-2632, GS-2646	
--	105971	WORKLIGHT PIGTAIL ASSY (chassis)	
--	105975	WORKLIGHT CABLE,GS32XX (linkset) GS-3232, GS-3246	
1	28443	CABLE TIE,11.5" BLACK.....	10
2	69229	NUT,WING 5/16-18.....	1
3	6886	WASHER,LOCK,.,313	
4	65435	SPACER, .35ID X .785OD X .435.....	2
5	33784	CLAMP,1.31,#21 X 1/4,RUB CUSH.....	1
6	50793	SCREW,HHC,5/16-18 X 2	
7	6782	NUT,NYLOCK,5/16-18	
8	65439	BOLT,CARRIAGE,5/16-18 X 2.0,G2	
9	144009	WORKLIGHT BRACKET.....	1
10	65721	COIL CORD,WORKLIGHT(144011).....	1
11	144011	WORKLIGHT,24V,COIL CORD.....	1

604.1 Voltage Inverter, GS-1530, GS-1532, GS-1930



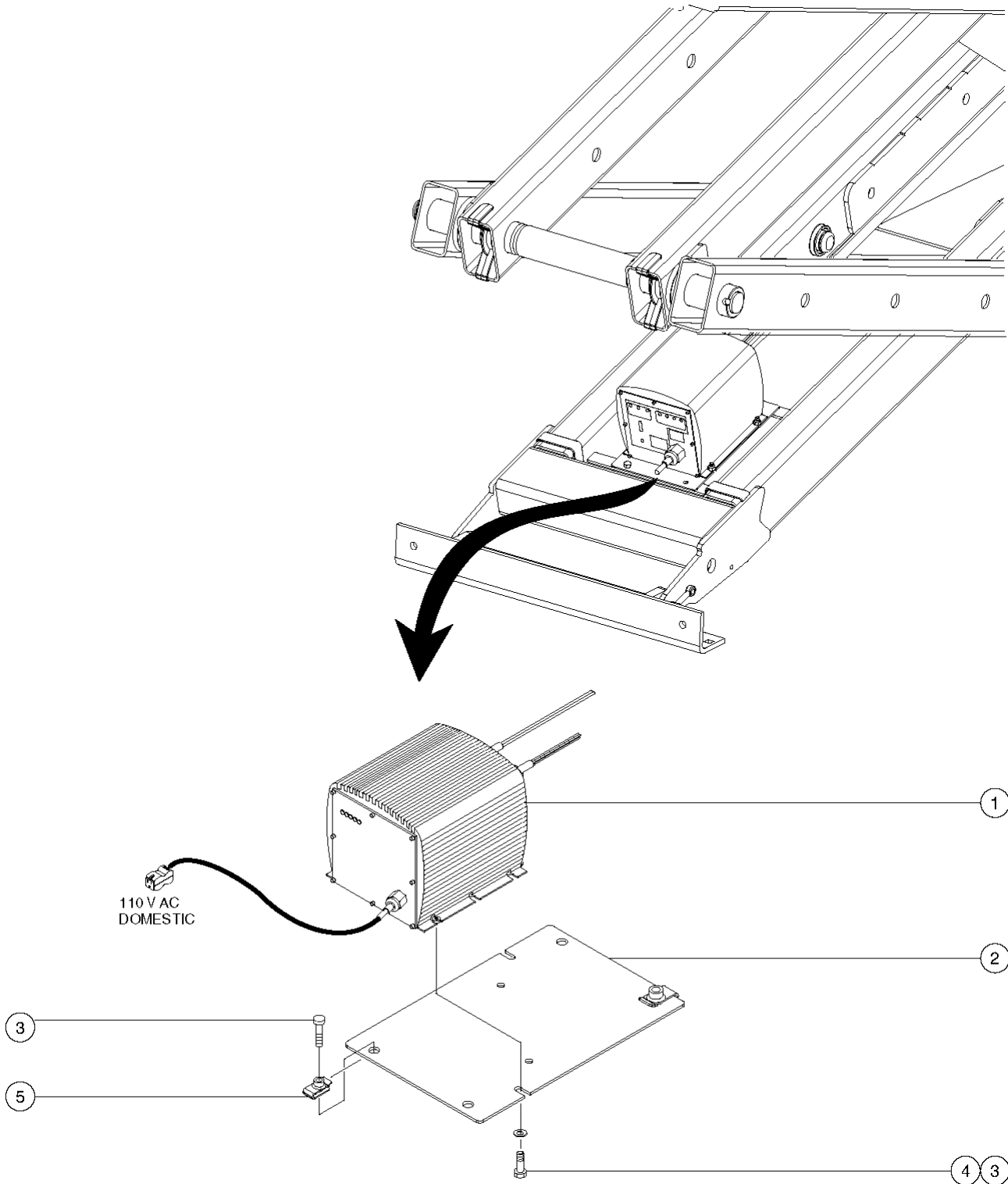


604.1 Voltage Inverter, GS-1530, GS-1532, GS-1930

Item	Part No.	Description	Qty.
--	105218	INVERT.OPTION,GENIE GS30/1532 GS-1530, GS-1532, GS-1930	
1	96950	INVERTER,24VDC,110/230 VAC*** .....1	1
2	105092	BOLT,CARRIAGE,3/8-16X1.25,GR5	
3	4828	NUT,NYLOCK,3/8-16	
4	6090	SCREW,HHC,1/4-20 X .75	
5	105129	PLATE, INVERTER MOUNT.....1	1



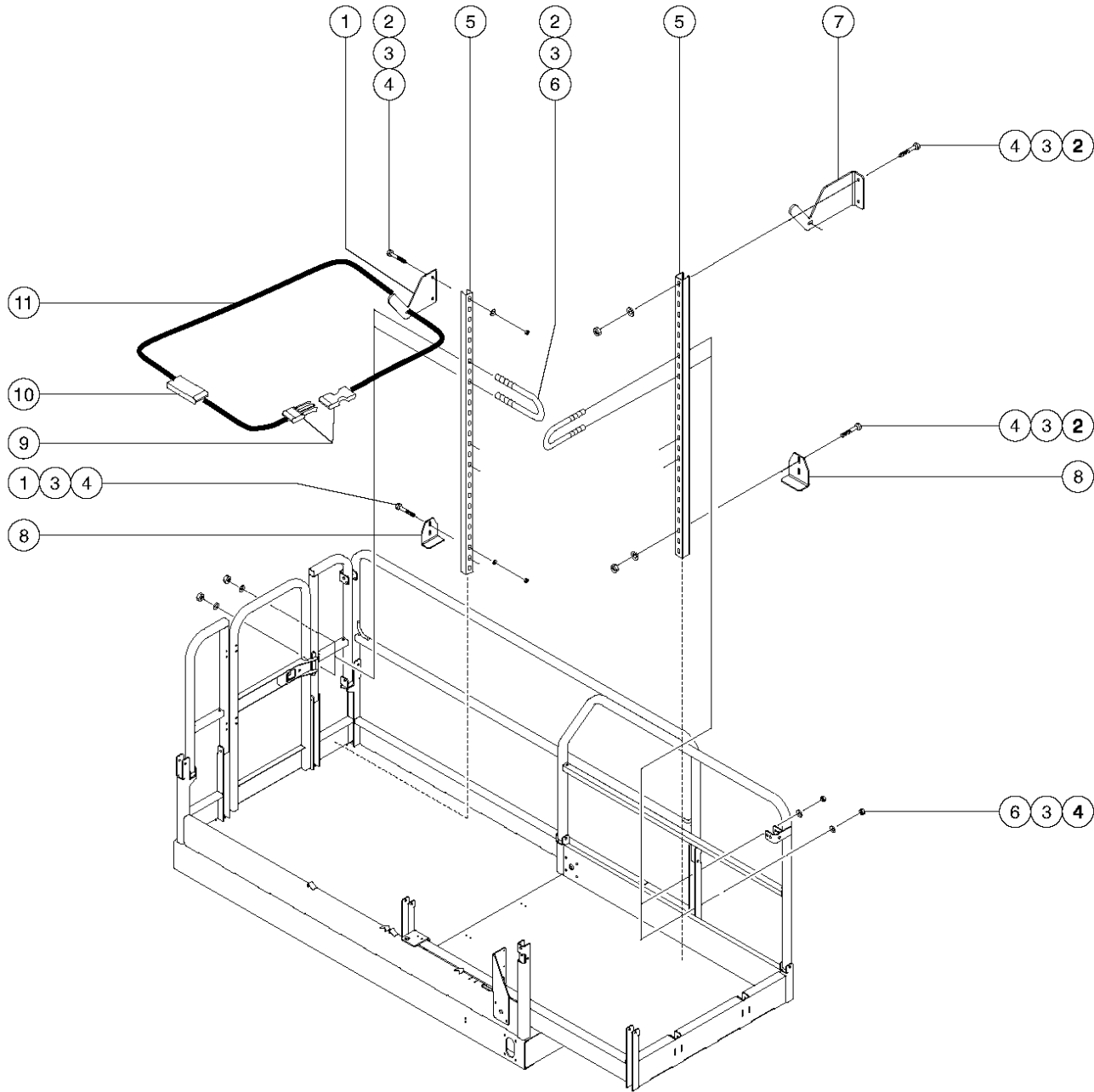
605.1 Voltage Inverter, GS-2032, GS-2632, GS-2046, GS-2646, GS-3232, GS-3246



605.1 Voltage Inverter, GS-2032, GS-2632, GS-2046, GS-2646, GS-3232, GS-3246

Item	Part No.	Description	Qty.
--	105248	SERVICE KIT,INVERTER 800W*** GS-2032, GS-2632, GS-3232, GS-2046, GS-2646, GS-3246	
1	96950	INVERTER,24VDC,110/230 VAC***.....1	1
2	105129	PLATE, INVERTER MOUNT.....1	1
3	6090	SCREW,HHC,1/4-20 X .75	
4	6638	WASHER,FLAT,USS,1/4"Y	
5	56912	SPRING CLIP,1/4-20,.025-.15X.5.....2	2

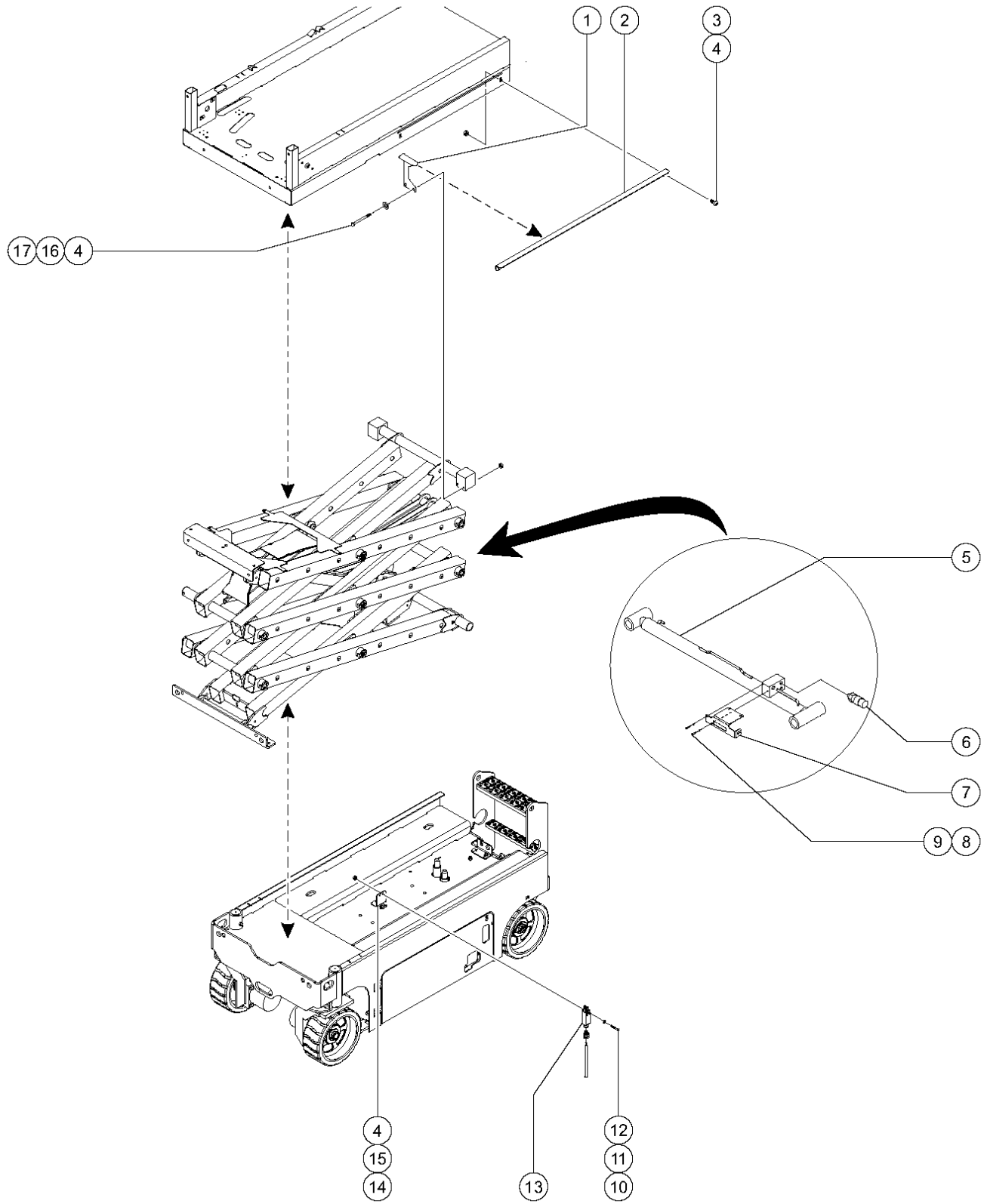
606.1 Pipe Cradle Assembly, GS-2046, GS-2646, GS-3246



606.1 Pipe Cradle Assembly, GS-2046, GS-2646, GS-3246

Item	Part No.	Description	Qty.
--	72878	PIPE CRDL,SQ RAILINGS,GS46	
1	79156	PLATE,PIPE HOLDER, GS68.....1	1
2	14033	SCREW,HHC,3/8-16 X 2.75	
3	6097	WASHER,FLAT,USS,3/8",Y	
4	4828	NUT,NYLOCK,3/8-16	
5	66171	CHANNEL,PIPE RACK.....2	2
6	66472	U-BOLT, SQR, 3/8-16X2X5, PLTD.....4	4
7	66169	FORMING, PIPE HOLDER RACK....1	1
8	66170	FORMING, PIPE RACK BASE.....2	2
9	100810	BUCKLE & SLIDE STRAP SET.....1	1
10	35643	BUCKLE,SIDE RELEASE.....2	2
11	35642	STRAP,NYLON,1.0 IN. BLACK.....96-inches	96-inches

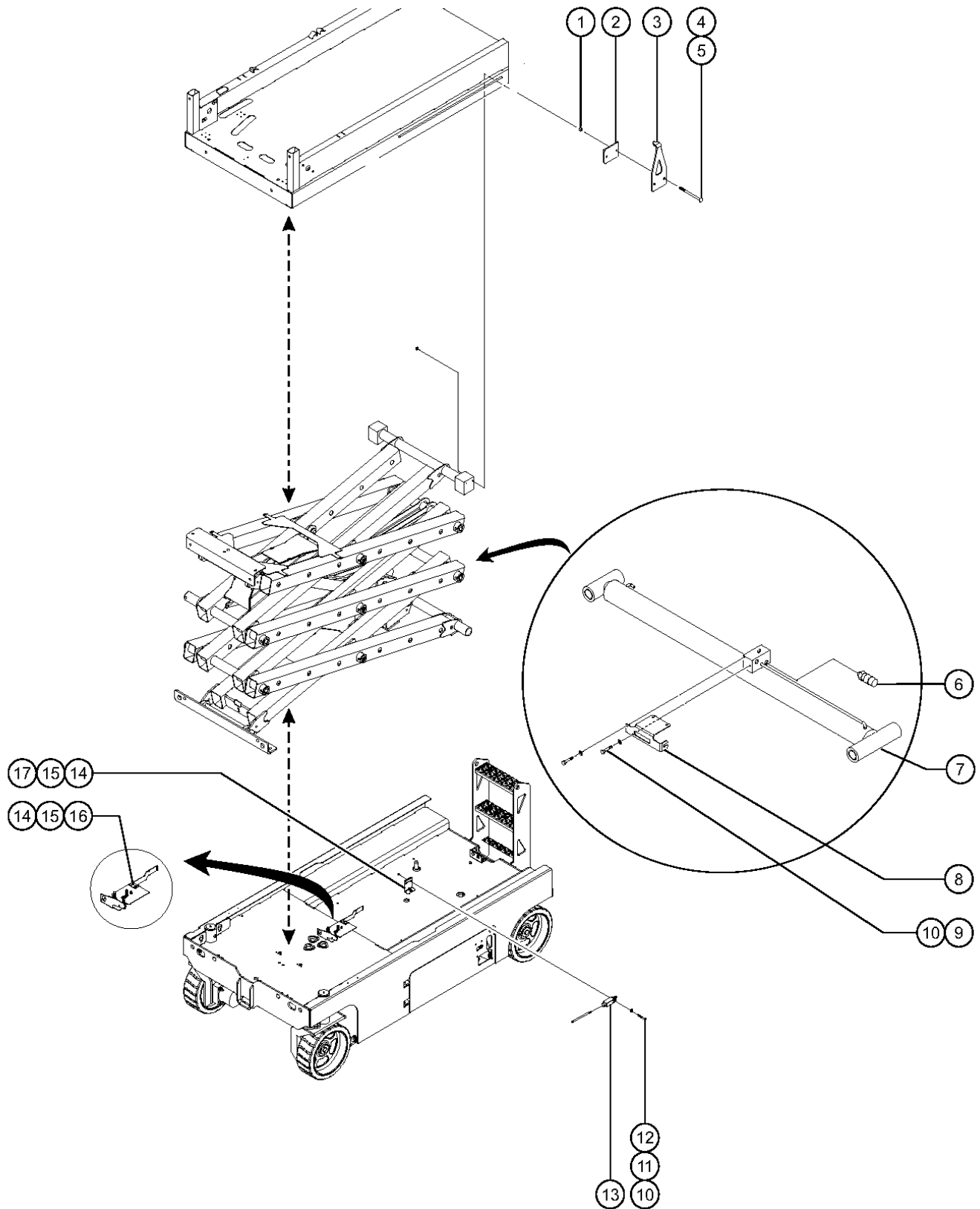
701.1 Platform Overload, GS-1530, GS-1532, GS-1930, GS-1932



## 701.1 Platform Overload, GS-1530, GS-1532, GS-1930, GS-1932

Item	Part No.	Description	Qty.
1	96539	FORMING, POINTER, 1532, LOAD SENS.....1 GS-1532	1
1A	96504	FORMING, POINTER, 1932, LOAD SENS GS-1932	
2	97396	LOAD DECAL BRK ASSY W/DECAL.....1 GS-1530, GS-1532 (Europe)	1
2A	115055	LOAD DECAL BRK ASSYW/DECAL1932 GS-1930, GS-1932 (Europe)	
3	6878	BOLT, CARRIAGE, 1/4-20 X .75, G2	
4	6889	NUT, LP NYLOCK, 1/4-20	
5		Ref. Lift Cylinder (refer to 506.1)	
6	105355	KIT, PRESS SWITCH RPLCMNT, MINI* .....1 (CE models)	1
--		Ref. Hose Assembly (refer to 507.1)	
--	105241	HARNESS, PRESS. SWITCH	
7	41557-S	CABLE BRACKET, PAINTED.....1	1
8	7339	SCREW, HHC, 1/4-20 X .5	
9	6356	WASHER, LOCK, .25	
10	51063	SCREW, PHILLIPS, RHM, 10-32 X 1.5	
11	6178	NUT, NYLOCK, 10-32	
12	6146	WASHER, FLAT, MS, #10, Y	
13		Ref. Wire Harness Assembly (refer to 211.1)	
--	19491	CONTACTOR, LIMIT SWITCH	
--	96948	SWITCH, LIMIT, W/ROLLER ARM***	
--	97128	ROLLER ARM, LIMIT SWITCH***	
14	96411	FORMING, BRKT, UP LIMIT SW.....1	1
15	6878	BOLT, CARRIAGE, 1/4-20 X .75, G2	
16	6638	WASHER, FLAT, USS, 1/4"Y	
17	6115	SCREW, HHC, 1/4-20 X 3.5	

702.1 Platform Overload, GS-2032, GS-2632, GS-3232, GS-2046, GS-2646, GS-3246





## 702.1 Platform Overload, GS-2032, GS-2632, GS-3232, GS-2046, GS-2646, GS-3246

Item	Part No.	Description	Qty.
--	97266	CE POINTER REPL KIT, GS32/46	
1	96904	SPACER, 1/4ID X 1/2OD X .313	
2	96933	WEAR PAD, PLATFORM POINTER	
3	96872	FORMING, POINTER.....1	
4	96903	BOLT,CARRIAGE, 1/4-20 X 3.50, G2	
5	6091	NUT, NYLOCK, 1/4-20	
6	105356	KIT, PRESS SWTH RPLMNT, GS32/46* .....1 (CE models)	
--		Ref. Hose Assembly (refer to 507.1)	
--	105241	HARNES, PRESS. SWITCH	
7		Ref. Lift Cylinder (refer to 506.1)	
8	41557-S	CABLE BRACKET, PAINTED.....1	
9	7339	SCREW, HHC, 1/4-20 X .5	
10	6146	WASHER, FLAT, MS, #10, Y	
11	6178	NUT, NYLOCK, 10-32	
12	51063	SCREW, PHILLIPS, RHM, 10-32 X 1.5	
13		Ref. Wire Harness Assembly (refer to 211.1)	
--	19491	CONTACTOR, LIMIT SWITCH	
--	96948	SWITCH, LIMIT, W/ROLLER ARM***	
--	97128	ROLLER ARM, LIMIT SWITCH***	
14	6878	BOLT, CARRIAGE, 1/4-20 X .75, G2	
15	6889	NUT, LP NYLOCK, 1/4-20	
17	105139	FORMING, BRKT, UP LIMIT SW (from SN GS3205-62351 to GS3207-87113 and from GS4605-65067 to GS4607-86895)	
17A	105715	FORMING, UP LMT SW BRKT, 32/46 (from SN GS3207-87114, GS3208C-101, GS4607-86896 and GS4609C-101)	
17B	105736	FRMING, LMT SWCH BRKT, 3232 GS-3232 (from SN GS3207-87652)	

Part Number Index

The Part Number Index is a numeric index of all part numbers included in this manual. The index shows what page(s) the part is used on.

Part Number	Page	Part Number	Page	Part Number	Page	Part Number	Page
1000041	.....12	105209	.....117, 119, 141	105575	.....213	109954	.....145
1000042	.....12, 40, 72	105210	.....141, 145	105576	.....129-130, 133-	109958	.....139
1000062	.....40, 46, 50, 58	105211	.....141, 145		.....135	114136	.....46, 50, 53-54,
1000143	.....72, 80, 88	105214	.....129-130, 133-	105577	.....209-211		.....58, 62, 67-68,
100810	.....229		.....135	105578	.....209-211		.....139
100839	.....123, 125	105216	.....109	105579	.....209-211	114324	.....46, 50, 53-54,
100840	.....189	105218	.....225	105580	.....209-211		.....58, 62, 67-68
100998	.....189	105221	.....115	105616	.....139	114334	.....21-22, 35-36,
100999	.....189	105241	.....231, 233	105618	.....139		.....53-54, 67-68,
104804	.....177-178, 182-	105246	.....211	105625	.....139		.....83-84, 98
	.....183, 185	105247	.....209-211	105626	.....139	114337	.....21-22, 36, 53-
105004	.....177-178	105248	.....227	105627	.....139		.....54, 67-68, 83-
105021	.....165-166	105261	.....207	105628	.....213		.....84, 98
105023	.....178	105262	.....207	105629	.....213	114338	.....21-22, 36, 53-
105045	.....211	105263	.....207	105634	.....137		.....54, 68, 84, 98
105046	.....210-211	105264	.....207	105641	.....130, 134-135	114359	.....46, 50, 58, 62
105051	.....101, 103	105273	.....119	105643	.....145	114360	.....18, 26, 30, 46,
105055	.....111	105275	.....111	105644	.....145		.....50, 58, 62, 80,
105057	.....177-178	105280	.....149, 151, 153,	105645	.....217		.....88, 92
105059	.....207		.....155	105646	.....217	114361	.....18, 22, 26, 30,
105060	.....113	105288	.....123, 125	105647	.....217		.....36, 46, 50, 53-
105067	.....201	105301	.....129-130, 133-	105648	.....217		.....54, 58, 62, 68,
105069	.....113		.....135	105649	.....217		.....80, 84, 88, 92, 98
105071	.....130	105303	.....195	105650	.....217	114362	.....46, 50, 54, 58,
105072	.....123, 125	105304	.....195	105651	.....217		.....62, 68
105074	.....157-158, 161-	105308	.....123, 125	105652	.....213	114368	.....62, 68
	.....162, 165-166	105309	.....123, 125	105662	.....139, 189	114370	.....22, 36, 54, 68,
105080	.....105-106	105310	.....109	105664	.....109, 129-130,		.....84, 98
105085	.....149, 151, 153,	105319	.....115		.....133-135	114371	.....54, 68, 98
	.....155	105320	.....129-130, 133-	105672	.....127	114372	.....22, 36, 54, 68,
105090	.....187		.....135	105688	.....137		.....84, 98
105092	.....101, 105-106,	105321	.....129-130, 133-	105692	.....109	114385	.....18, 26, 30, 46,
	.....111, 137, 147,		.....135	105695	.....213		.....50, 58, 62, 80,
	.....157-158, 161-	105322	.....129-130, 133-	105712	.....139		.....88, 92
	.....162, 165-166,		.....135	105715	.....233	114386	.....18, 26, 30, 46,
	.....225	105328	.....129-130, 133-	105732	.....127		.....50, 58, 62, 80,
105093	.....178		.....135	105733	.....127		.....88, 92
105099	.....177-178	105329	.....130, 134-135	105734	.....127	114413	.....18
105100	.....105-106	105334	.....121	105736	.....109, 233	114414	.....26
105107	.....219	105355	.....231	105739	.....121	114428	.....46, 50, 58, 62
105109	.....191	105356	.....233	105758	.....137	114434	.....62, 68
105115	.....191	105370	.....139	105759	.....127	115055	.....231
105117	.....187	105386	.....129-130, 133-	105797	.....219	115114	.....165-166
105118	.....187		.....135	105801	.....209-211	115115	.....165-166
105122	.....101	105388	.....137	105802	.....209-211	115156	.....117
105125	.....129-130, 133-	105440	.....109	105803	.....210-211	115157	.....117
	.....135	105448	.....187	105804	.....210-211	115158	.....125
105129	.....225, 227	105454	.....103	105805	.....145	115159	.....125
105139	.....109, 233	105457	.....195	105971	.....223	115166	.....207
105140	.....105-106	105462	.....195	105972	.....223	115173	.....169-172
105142	.....109	105463	.....199	105973	.....223	115174	.....169-172
105146	.....178	105478	.....205	105974	.....223	115175	.....169-172
105150	.....115, 117, 119	105479	.....205	105975	.....223	115176	.....169-172
105156	.....111, 113	105481	.....205	105990	.....189	115177	.....169-172
105164	.....197	105483	.....187	105992	.....129-130, 133-	115178	.....169-172
105165	.....197		.....187		.....135	115179	.....169-172
105167	.....197	105483-S	.....187	105997	.....151, 155	115180	.....169-172
105171	.....191	105543	.....205	105998	.....151, 155	115181	.....169-172
105172	.....191	105544	.....205	105999	.....177-178	115182	.....169-172
105182	.....151, 155	105545	.....205	10775	.....187	115183	.....169-172
105183	.....151, 155	105546	.....205	10777	.....187	115184	.....169-172
105184	.....151, 155	105547	.....193	109503	.....189	115185	.....169-172
105185	.....155	105548	.....205	109735	.....137	115186	.....169-172
105186	.....158, 162, 166	105549	.....205	109737	.....137	115187	.....170-172
105187	.....166	105550	.....193	109745	.....137	115188	.....170-172
105188	.....166	105553	.....193	109749	.....137	115189	.....170-172
105189	.....157-158, 161-	105554	.....193	109750	.....213	115190	.....170-172
	.....162, 165-166	105555	.....193	109756	.....213	115191	.....170-172
105190	.....157-158, 162,	105556	.....219	109757	.....215	115192	.....170-172
	.....166	105557	.....219	109877	.....213	115193	.....170-172
105191	.....157-158, 162,	105564	.....205	109878	.....213	115194	.....170-172
	.....166	105565	.....101, 103	109893	.....113	115195	.....170-172
105192	.....166	105571	.....127	109894	.....113	115196	.....170-172
105193	.....157-158, 161-	105572	.....127	109916	.....129-130, 133-	115197	.....175-178
	.....162, 165-166	105573	.....127		.....135	115198	.....175-178
		105574	.....143				



Part Number Index (continued)

Part Number	Page	Part Number	Page	Part Number	Page	Part Number	Page
115199	175-178	144130	121	18504	109, 115, 117,	233255	33
115236	175-178	144142	105-106		119, 123, 125,	233256	33
115237	175-178	144161	187		127, 141, 157-	233257	33
115238	175-178	144175	185		158, 161-162,	233258	33
115239	175-178	144180	121		165-166	233259	33
115240	175-178	144204	178	18605	109, 187	233260	33
115241	175-178	144206	171-172, 178	18722	103	233261	33
115242	175-178	144208	171-172	19491	109, 111, 113,	233262	21-22, 35-36
115243	175-178	144226	109		231, 233	233263	21-22, 35-36
115244	175-178	144374	101, 103	19506	127	233264	21-22, 35-36
115245	176-178	144375	105-106	20224	195, 199	233265	21-22, 35-36
115246	176-178	144381	105-106	20923	207	233266	21-22, 35-36
115247	176-178	144382	105-106	21253	101, 103	233267	21-22, 35-36
115248	176-178	144383	105-106	21279	170-172, 176-	233268	21-22, 35-36
115249	176-178	144385	105-106		178, 182-183	233269	21-22, 35-36
115250	176-178	144387	105-106	218236	123	233278	45-46
115251	176-178	144388	105-106	218507	123	233279	45-46
115252	181-183	144389	105-106	219480	121	233280	45-46
115253	181-183	144391	105-106	219554	123, 125	233281	45-46
115254	181-183	144655	213	22446	177-178, 182-	233282	53-54
115255	181-183	145284	115, 117		183, 185	233283	53-54
115256	181-183	150104	199	226163	123, 125	233284	53-54
115257	181-183	150105	199	22664	207, 209-211	233285	53-54
115258	181-183	150157	191	227261	30	233286	53-54
115259	181-183	15086	103	227262	62	233287	53-54
115260	181-183	160854	39-40	227263	92	233308	67-68
115261	181-183	160855	39-40	228192	203	233309	67-68
115262	181-183	160856	39-40	228786	133-135	233310	67-68
115263	181-183	160857	39-40	229453	203	233311	67-68
119619	101	160858	39-40	229750	213	233312	67-68
12016	111, 113	160859	39-40	230364	103	233313	67-68
125321	139	160860	39-40	231558	17-18	233314	71-72
1257054	134-135	160861	39-40	231559	17-18	233315	71-72
1257055	134-135	160863	43	231560	49-50	233316	71-72
1257056	134-135	160864	43	231561	49-50	233317	71-72
1257057	134-135	160865	65	231931	219	233318	71-72
1257058	134-135	160866	65	232531	119	233319	71-72
1257059	134-135	160867	43	232534	123, 125	233320	75-76
1257204	123, 125	160868	43	232576	135	233321	75-76
1257205	123, 125	160869	65	232578	135	233322	75-76
1261334	135	160870	65	232582	135	233323	75-76
1261335	135	161115	57-58	233220	11-12	233324	75-76
13000	117	161116	57-58	233221	11-12	233325	75-76
130011	211	161117	57-58	233222	11-12	233350	75-76
131582	109	161118	57-58	233223	11-12	233351	75-76
133213	18, 22, 46, 50, 54, 80, 84	161119	57-58	233224	11-12	233352	75-76
133239	36	161120	57-58	233225	11-12	233353	75-76
133240	36	161127	61-62	233226	11-12	233354	75-76
133241	68	161128	61-62	233227	11-12	233355	75-76
133242	68	161129	61-62	233228	15	233366	119
133243	98	161130	61-62	233229	15	233368	134-135
133244	98	161131	61-62	233230	15	233370	134-135
133245	98	161132	61-62	233231	15	233371	135
133276	18, 26, 30, 46, 50, 58, 62, 80, 88, 92	161759	79-80	233232	17-18	233430	135
		161760	79-80	233233	17-18	233431	135
		161761	79-80	233234	21-22	233438	133-135
		161762	79-80	233235	21-22	233439	133-135
133531	46, 50, 54, 62, 68	161763	79-80	233236	21-22	233440	133-135
13585	187	161764	79-80	233237	21-22	233641	203
13635-10	103	161765	83-84	233238	25-26	233711	133-135
13921	207, 209-211, 213, 217	161766	83-84	233239	25-26	233782	134-135
		161767	83-84	233240	25-26	233785	134-135
14033	149, 151, 153, 155, 162, 229	161768	83-84	233241	25-26	233934	71-72
		161769	83-84	233242	25-26	233935	71-72
14297	109, 123, 125, 127	161770	83-84	233243	25-26	233936	71-72
		161771	97-98	233244	25-26	233937	71-72
144000	177-178	161772	97-98	233245	25-26	233938	71-72
144001	177-178	161773	97-98	233246	29-30	233939	71-72
144002	177-178	161774	97-98	233247	29-30	234939	11-12
144009	223	161775	97-98	233248	29-30	234940	11-12
144011	223	161776	97-98	233249	29-30	234941	11-12
144026	223	16487	109	233250	29-30	234942	11-12
144027	223	18383	157-158, 161-	233251	29-30	24514	171-172, 178,
144028	223		162, 165-166	233252	29-30		183
144029	223	18503	115, 117, 119	233253	29-30	25388	187
144065	189			233254	33	27903	221



## Part Number Index (continued)

Part Number	Page	Part Number	Page	Part Number	Page	Part Number	Page
28164	11-12, 39-40, 71-72	35461	109	43618	11-12, 15, 17-18, 21-22, 25-26, 29-30, 33, 35-36, 39-40, 43, 45-46, 49-50, 53-54, 57-58, 61-62, 65, 67-68, 71-72, 75-76, 79-80, 83-84, 87-88, 91-92, 95, 97-98	49-50, 57-58, 61-62, 71-72, 79-80, 87-88, 91-92	
28171	11-12, 39-40, 71-72	35642	229			44777	203
28174	11-12, 15, 17-18, 21-22, 25-26, 29-30, 33, 35-36, 39-40, 43, 45-46, 49-50, 53-54, 57-58, 61-62, 65, 67-68, 71-72, 75-76, 79-80, 83-84, 87-88, 91-92, 95, 97-98	35643	229	43619	11-12, 17-18, 25-26, 29-30, 39-40, 45-46, 49-50, 57-58, 61-62, 71-72, 79-80, 87-88, 91-92	44778	203
		36369	147			44780	101, 103, 105-106
		37947	127			44781	101, 103, 105-106
		38149	11-12, 17-18, 39-40, 45-46, 49-50, 71-72, 79-80			44788	193
				43658	11-12, 15, 17-18, 21-22, 25-26, 29-30, 33, 35-36, 39-40, 43, 45-46, 49-50, 53-54, 57-58, 61-62, 65, 67-68, 71-72, 75-76, 79-80, 83-84, 87-88, 91-92, 95, 97-98	44936	187
		39232	109			44973	205
		39310	171-172, 176-178, 182-183			44979	205
		39469	109, 170-172, 176-178, 182-183			44980	11-12, 15, 17-18, 21-22, 25-26, 29-30, 33, 35-36, 39-40, 43, 45-46, 49-50, 53-54, 57-58, 61-62, 65, 67-68, 71-72, 75-76, 79-80, 83-84, 87-88, 91-92, 95, 97-98
28175	11-12, 17-18, 25-26, 29-30, 39-40, 45-46, 49-50, 57-58, 61-62, 71-72, 79-80, 87-88, 91-92	39470	170-172, 176-178, 182-183				
		39474	171-172, 176-178, 182-183				
		39509	176-178, 185				
		39510	176-178, 185				
28176	11-12, 17-18, 25-26, 29-30, 39-40, 45-46, 49-50, 57-58, 61-62, 71-72, 79-80, 87-88, 91-92	39520	123, 125				
		39521	123, 125				
		39540	109, 219				
		39542	111, 113				
		39579	170-172, 176-178, 182-183				
		39673	123, 125				
		39835	153, 157-158, 161-162, 165-166				
28235	11-12, 15, 17-18, 21-22, 25-26, 29-30, 33, 35-36, 39-40, 43, 45-46, 49-50, 53-54, 57-58, 61-62, 65, 67-68, 71-72, 75-76, 79-80, 83-84, 87-88, 91-92, 95, 97-98	39873	207, 209-211	43685	203		
		39875	213, 217	43696	11-12, 39-40, 71-72		
		39876	207, 209-211	43956	130, 134-135, 187		
		39877	201, 207, 209-211, 217				
		39878	205, 207, 209-211, 217	44168	195, 199		
		39881	207, 210-211	44169	195, 199		
		39882	207, 209-211	44171	199	45226	155, 157-158, 161-162, 165-166
28236	11-12, 17-18, 25-26, 29-30, 39-40, 45-46, 49-50, 57-58, 61-62, 71-72, 79-80, 87-88, 91-92	40434	11-12, 15, 17-18, 21-22, 25-26, 29-30, 33, 35-36, 39-40, 43, 45-46, 49-50, 53-54, 57-58, 61-62, 65, 67-68, 71-72, 75-76, 79-80, 83-84, 87-88, 91-92, 95, 97-98	44174	195, 199, 215		
				44175	199, 215		
				44207	193	45454	221
				44226	195, 199	45546	187
				44227	195, 205, 215	45748	101, 149, 151, 153, 155, 157-158, 161-162, 165-166
				44228	213		
				44229	195, 199		
				44230	195, 199, 215		
				44236	199	46216	195
				44255	11-12, 17-18, 25-26, 29-30, 39-40, 45-46, 49-50, 57-58, 61-62, 71-72, 79-80, 87-88, 91-92, 95, 97-98	46260	170-172, 176-178, 182-183
28443	176-178, 185, 205, 221, 223					46262	11-12, 39-40, 71-72
30217	149, 151, 153, 155, 161-162					46287	39-40, 45-46, 49-50, 57-58, 61-62, 71-72, 79-80, 87-88, 91-92
30784-2550	115, 117, 119	40477	205				
31060	11-12, 17-18, 25-26, 29-30, 39-40, 45-46, 49-50, 57-58, 61-62, 71-72, 79-80, 87-88, 91-92	40833	115, 117, 119, 130, 133-135	44716	203		
		40844	203	44736	11-12, 17-18, 25-26, 29-30, 39-40, 45-46, 49-50, 57-58, 61-62, 71-72, 79-80, 87-88, 91-92	47098	171-172, 177-178, 183
		40945	213			47124	130, 133-135
		41557-S	205, 231, 233			47163	170-172, 176-178, 182-183
		41630	170-172, 176-178, 182-183			47188	176-178, 185
31508	11-12, 17-18, 25-26, 29-30, 39-40, 45-46, 49-50, 57-58, 61-62, 71-72, 79-80, 87-88, 91-92	42079	101, 105-106	44737	11-12, 17-18, 25-26, 29-30, 39-40, 45-46, 49-50, 57-58, 61-62, 71-72, 79-80, 87-88, 91-92	47224	176-178, 185
		42283	207			47225	170-172, 176-178, 183
		4266	177-178, 182-183, 185			47227	170-172, 176-178, 182-183
		43089	11-12, 17-18, 25-26, 29-30, 39-40, 45-46, 49-50, 57-58, 61-62, 71-72, 79-80, 87-88, 91-92			47231	171-172, 177-178, 183
31788	17-18, 25-26, 29-30, 45-46, 49-50, 57-58, 61-62, 79-80, 87-88, 91-92	43093	11-12, 17-18, 25-26, 29-30	44743	171-172, 178, 183	47232	109
				44750	203	47374	171-172, 177-178, 183
33278	115, 117, 119	43137	127	44751	203	47548	101
33724	187	43392	183	44752	203	47662	129-130, 133-135
33784	223	43617	11-12, 39-40, 71-72	44753	11-12, 17-18, 25-26, 29-30, 39-40, 45-46,	47666	149, 151, 153, 155





Part Number	Page	Part Number	Page	Part Number	Page	Part Number	Page
96130	149, 151, 153, 155, 161-162	96452	127	96819	129-130	97101	170-172
96131	149, 151, 153, 155	96459	129-130, 133-135	96820	129-130, 133-135	97102	170-172
96134	111	96465	105-106	96836	158, 161-162, 165-166	97103	170-172
96135	111, 113	96466	105-106	96839	111, 113	97104	170-172
96163	176-178, 185	96471	130, 134-135	96844	171-172	97105	185
96193	203	96473	130, 134-135	96852	130, 134-135	97110	177-178, 185
96203	105-106, 137	96474	130, 134-135	96853	129-130, 133-135	97111	185
96215	123	96475	130, 134-135			97112	185
96236	187	96476	130, 134-135	96854	171-172, 178	97115	171-172
96246	171-172, 178, 183	96484	219	96855	123, 125	97116	171-172
96257	193	96487	149, 151, 153, 155	96856	130, 134-135	97117	171-172
96258	101	96489	129-130, 133-135	96862	157-158, 161-162, 165-166	97118	171-172
96283	149, 151, 153, 155	96493	109	96866	157-158, 162, 166	97119	171-172
96298	130	96502	129-130, 133-135	96870	109	97120	171-172
96299	130, 134-135	96504	231	96872	233	97121	171-172
96300	130	96506	207	96876	106	97122	171-172
96302	130, 134-135	96515-S	221	96880	210-211	97123	171-172
96303	130, 134-135	96516-S	221	96885	210-211	97125	115
96304	130, 134-135	96520	129-130, 133-135	96886	105-106	97126	115
96306	130, 134-135	96521	129-130, 133-135	96887	105-106	97128	109, 111, 113, 231, 233
96307	130, 134-135	96522	129-130, 133-135	96889	105-106	97129	205
96308	129-130, 133-135	96524	111, 113	96900	157-158, 161-162, 166	97130	205
96309	129-130, 133-135	96539	231	96903	109, 165-166, 233	97131	205
96317	111	96541	111, 113	96904	233	97132	171-172
96331	149, 151, 153, 155	96542	221	96905	157-158, 161-162	97213	157-158
96336	171-172	96543	221	96907	103	97234	157-158, 162, 165-166
96344	129-130, 133-135	96570	105-106	96932	157-158, 161-162, 165-166	97235	157-158, 161-162, 165-166
96348	207, 209-211	96572	103	96933	233	97236	157-158, 161-162, 165-166
96350	207	96573	103	96946	130	97237	157-158, 161-162, 165-166
96351	207	96576	147	96947	130, 134-135	97238	157-158, 161-162, 165-166
96352	207	96595	147	96948	109, 111, 113, 231, 233	97241	147
96353	207	96605	157-158, 161-162, 165-166	96950	225, 227	97242	182-183
96354	123, 125, 207, 210-211	96608	166	96971	165-166	97243	161-162
96355	123, 125, 207, 211	96611	157-158, 165-166	96977	147	97244	161-162
96356	125	96615	161-162	96978	157-158, 162, 165-166	97245	165-166
96357	123	96616	161-162	96990-S	221	97246	165-166
96363	219	96637	113	96991-S	221	97249	182-183
96368	149, 153	96638	113	97013	191	97250	182-183
96369	149, 153	96639	113	97014	191	97251	182-183
96387	129-130	96642	111, 113	97015	191	97252	182-183
96388	193	96643	113	97034	170-172	97253	182-183
96390	149, 151, 155, 161-162	96661	157-158, 166	97041	171-172	97254	183
96391	207, 210-211	96662	157-158, 161-162, 165-166	97044	176-178	97255	183
96393	207	96663	166	97059	121	97256	183
96394	207	96697	207	97081	169-172	97257	183
96395	207	96699	123, 125	97082	169-172	97258	183
96396	207	96700	165-166	97083	169-172	97259	183
96397	209-211	96709	123, 125	97084	169-172	97260	183
96398	207, 209-211	96731-S	221	97085	169-172	97262	182-183
96406	211	96735	157-158, 161-162, 166	97086	169-172	97263	183
96407	211	96744	209-211	97087	169-172	97264	183
96408	111, 113	96745	209-211	97088	169-172	97265	183
96410-S	219	96746	209-211	97089	170-172	97266	233
96411	231	96747	209-211	97090	170-172	97267	103
96413	170-172, 176-178, 182-183	96748	209-211	97091	170-172	97271	127
96415	147	96749	210-211	97092	170-172	97273	182-183
96417	193	96750	210-211	97093	169-172	97274	182-183
96419	193	96755	109	97094	169-172	97275	185
96422	111, 113	96770	205	97095	169-172	97276	185
96423	103, 111, 113	96786	157-158, 161-162, 165-166	97096	169-172	97277	185
96429	129-130, 133-135	96787	157-158, 161-162, 165-166	97097	169-172	97278	185
96440	129-130, 133-135	96812	161-162, 165-166	97098	169-172	97279	185
				97099	169-172	97280	185
				97100	170-172	97281	182-183
						97282	182-183
						97283	182-183
						97284	177-178
						97285	177-178
						97286	177-178

## Part Number Index (continued)

Part Number	Page
97287	177-178
97288	185
97289	185
97290	175-178
97291	175-178
97292	175-178
97293	175-178
97294	175-178
97295	175-178
97296	175-178
97297	175-178
97298	176-178
97299	176-178
97300	176-178
97301	176-178
97302	175-178
97303	175-178
97304	175-178
97305	176-178
97396	231
97409	199
97582	33, 35-36, 65, 67-68
97618	12, 26, 30
97662	72, 88, 92
97663	72, 88, 92
97683	62, 65, 67-68
97684	62, 65, 67-68
97685	62, 65, 67-68
97686	62, 65, 67-68
97692	40, 43, 46, 50, 53-54, 58, 62, 65, 67-68
97693	40, 43, 46, 50, 53-54, 58, 62, 65, 67-68
97694	40, 58, 62
97712	12, 18, 26, 30, 40, 46, 50, 58, 62, 72, 80, 88, 92
97719	15, 21-22, 33, 35-36, 43, 53- 54, 65, 67-68, 76, 83-84, 95, 97-98
97772	12, 15, 18, 21- 22, 26, 30, 33, 35-36, 40, 43, 46, 50, 53-54, 58, 62, 65, 67- 68, 72, 76, 80, 83-84, 88, 92, 95, 98
99089	129-130, 133- 135
T108044	189
T109012	123, 125
T110890	133-135
T110891	133-135
T112563	187
T113787	171-172, 177- 178, 183
T114691	127



The Part Description Index is an alphabetical index of all part descriptions included in this manual. The index shows what page(s) the part is used on.

**1**  
126,DYN.BRAKING,MANIF,32/46.....199

**A**

ACCESSORY,MINI CHK VAL MANIF.....197  
ACCUMULATOR, 180 P S I  
PRECHARGE\*.....141, 143, 145, 193  
AIR TO PLAT, GS15, ACC.....221  
AIR TO PLAT, GS19, ACC.....221  
AIR TO PLAT, GS20XX, ACC.....221  
AIR TO PLAT, GS26XX, ACC.....221  
AIR TO PLAT, GS3246, ACC.....221  
ALARM ASSY.12VDC,ITT.....189  
ALARM,STEADY TONE\*\*\*.....109, 219  
ASSY, RELAY HARNESS, CE...129-130, 133-135  
ASSY,22 FT LIMIT SWITCH,GS3232.....109, 129-130, 133-135  
ASSY,DECAL PLATE,ANSI/CSA,GS32.....171-172, 178  
ASSY,DECAL PLATE,GS30,WORD....171-172  
ASSY,DIODE.....219  
ASSY,EXT. RIGID RAIL,GS32,WORD.....178  
ASSY,GS BATTERY TRAY.....119  
ASSY,LEVEL SENS HARNESS.....129-130, 133-135  
ASSY,LEVEL SENS HARNESS,CE..129-130, 133-135  
ASSY,MAIN HARNESS,CE.....129-130, 133-135  
ASSY,MOTOR CONTRL HARN,CE.....129-130  
ASSY,MOTOR CONTROL HARNESS.....129-130, 133-135  
ASSY, MOTOR CONTROL HARNESS,CE.....133-135  
ASSY,POT HOLE PUSHER,GS\*\*\*.....111, 113  
ASSY,POTHOLE HARNESS GS32/GS46.....129-130, 133-135  
ASSY,POTHOLE HARNESS,GS.....129-130, 133-135  
ASSY,PRESS SW HARNESS...129-130, 133-135  
ASSY,RELAY HARNESS.....129-130, 133-135  
ASSY,RELAY HARNESS,CE.....129-130, 133-135  
ASSY,SWITCH,TOGGLE,SPDT\*\*\*\*\*.....127  
ASSY,UP LIMIT SW HARNESS,MINI.....129-130, 133-135  
ASSY,UP-LIMIT SW HARNESS.....129-130, 133-135

**B**

BALL STUD, GAS STRUT, 3/8-16.....111, 113  
BAND KIT,5.6" DIA MOTOR\*\*\*.....203  
BAR, CABLE BRIDGE, LONG.....157-158, 161-162, 165-166  
BAR,CABLE BRIDGE ARM,UPPER.....157-158, 161-162, 165-166  
BASE WITH 1 NC CONTACT, E-STOP.....127, 189  
BATTERY TRAY ASSEMBLY W/SYMBOL DECALS.....117  
BATTERY TRAY ASSEMBLY W/WORD DECALS.....117

BATTERY TRAY ASSY W/SYMBOLS\*\*\*.....115  
BATTERY TRAY ASSY W/WORDS\*\*\*.....115  
BATTERY,MAINTENANCE FREE,6V\*\*\*.....115, 117, 119  
BATTERY,T105 W/LPT,3 CAP,DRY\*\*.....115, 117, 119  
BEACON ACC,STANDARD.....219  
BEARING,0.75IDX1.00ODX0.75L.....147  
BEARING,0.75IDX1.00ODX1.38L.....111, 113  
BEARING,1.00IDX1.25ODX0.49L.....103  
BEARING,1.00IDX1.25ODX0.75L.....147  
BEARING,1.26IDX1.53ODX1.25L.....149, 151, 153, 155  
BEARING,1.5025IDX1.5075ODX1.5L.....205  
BEARING,1.50IDX1.77ODX1.25L.....157-158, 161-162, 165-166  
BEARING,1.523IDX1.75ODX0.63L.....111, 113  
BEARING,1.5IDX1.75ODX1.5L,PTFE.....101  
BEARING,2.25IDX2.50ODX1.50L\*.....103  
BEARING,FL,0.75ID X 1 OD X .49.....101  
BEARING,MOTOR.....203  
BEARING,MOTOR,36843,BRUSH END\*.....203  
BOLT,CARRIAGE,#10-24X.50,G2.....145  
BOLT,CARRIAGE,1/2-13X1.50,GR5.....147  
BOLT,CARRIAGE,1/2-13X1.75, G5...105-106, 137  
BOLT,CARRIAGE,1/2X2.00,G5.....137  
BOLT,CARRIAGE,1/4-20 X .5,G2.....145  
BOLT,CARRIAGE,1/4-20 X .75,G2.....109, 117, 119, 125, 127, 145, 157-158, 165-166, 187, 219, 231, 233  
BOLT,CARRIAGE,1/4-20 X 1.00,G2.....115, 123, 125, 141  
BOLT,CARRIAGE,1/4-20 X 1.25,G2.....103, 123, 125, 141, 157-158, 161-162, 165-166  
BOLT,CARRIAGE,1/4-20 X 2.5,G2.....157-158, 161-162  
BOLT,CARRIAGE,1/4-20 X 3.50,G2.....109, 165-166, 233  
BOLT,CARRIAGE,3/8-16 X1.00,G5.....113  
BOLT,CARRIAGE,3/8-16 X1.50,G5...105-106, 113, 137, 165-166  
BOLT,CARRIAGE,3/8-16X1.25,GR5.....101, 105-106, 111, 137, 147, 157-158, 161-162, 165-166, 225  
BOLT,CARRIAGE,5/16-18 X 2.0,G2.....223  
BOOT, JOYSTICK~.....191  
BOOT,THUMB ROCKER\*\*\*.....191  
BOX,INSTRUCTION STORAGE.....171-172, 178, 183  
BRACKET,LIMIT SWITCH MTG\*\*\*.....111  
BRACKET,MOUNTING,HR METER.....127  
BRACKET,TRAY LATCH.....115  
BRAKE,HYDRAULIC\*\*\*.....193  
BREATHER CAP,HYD. TANK,1/4 NPT.....123, 125  
BRUSH,PWR UNIT (40844)\*\*.....203  
BUCKLE & SLIDE STRAP SET.....229  
BUCKLE,SIDE RELEASE.....229  
BULB,FLASHING BEACON.....219  
BUMPER,BATTERY BOX & RAILS.....183  
BUSHING,FLNGD,63 X .77 X .38.....111, 113  
BUTTON, .800 O.D. X .281.....170-172, 176-178, 182-183  
BUTTON,PUSH,RED MUSHROOM HEAD.....127, 189

**C**

CABLE ASSY, BATT, 23"RD.....135  
CABLE ASSY, BATT,19"AND.BLK.....130  
CABLE ASSY, BATT,69" RED.....134-135  
CABLE ASSY, INVERTER.....129-130, 133-135  
CABLE ASSY,BATT, 12" RED.....135  
CABLE ASSY,BATT, 20" BLK.....135  
CABLE ASSY,BATT, 7.50" BLACK.....130, 134-135  
CABLE ASSY,BATT, 7.50" RED.....130, 134-135  
CABLE ASSY,BATT,5.50"RED.....130, 134-135  
CABLE ASSY,BATT,7.50",AND. RED.....130  
CABLE ASSY,BATT,83"RED.....134-135  
CABLE ASSY,BATT,9.50"RED.....130, 134-135  
CABLE ASSY., BATT. 12" BLACK.....134-135  
CABLE ASSY., BATT. 14" RED.....134-135  
CABLE ASSY., BATT. 81" RED.....134-135  
CABLE ASSY., BATT. 85" BLACK.....134-135  
CABLE ASSY., BATT. 89" RED.....134-135  
CABLE ASSY., BATT. 93" BLACK.....134-135  
CABLE ASSY.BATT.75",AND.RED.....130  
CABLE ASSY.BATT.75".AND.BLK.....130, 134-135  
CABLE ASSY.BATT.90".AND.BLK.....130, 134-135  
CABLE ASSY.BATT.90".AND.RED.....130  
CABLE BRACKET,PAINTED.....205, 231, 233  
CABLE TIE MOUNT, WINGED.....129-130, 133-135  
CABLE TIE,11.5" BLACK...176-178, 185, 205, 221, 223  
CABLE,EMERGENCY DOWN.....109  
CAM FOLLOWER,1.125X.375,DELFIN.....111, 113  
CAP, TUBE, SQ,1.25 X .083.....171-172, 177-178, 182-183  
CAP,DIAGNOSTIC NIPPLE.....195, 199  
CAPACITOR,4700MFD 25V.....129-130, 133-135  
CE CONTROL HARNESS, SLAB.....129-130, 133-135  
CE POINTER REPL KIT, GS32/46.....233  
CHAIN GATE ASSY, COM GS32.....176-178  
CHAIN GATE KIT,GS30.....185  
CHAIN,3/16,OPEN LINK 22.5".....176-178, 185  
CHANNEL,PIPE RACK.....229  
CHARGER,BAT,24VDC,H/O GEN2.....121  
CHASSIS MOUNT ASSY, GS30.....147  
CHASSIS MOUNT ASSY, GS32&46.....147  
CHECK DISK, NO SPRING.....195, 199  
CIRCUIT BREAKER,7.0 AMP\*\*\*.....127  
CLAMP,1.31,#21 X 1/4,RUB CUSH.....223  
CLAMP,2 HOSE,PLASTIC,5/8.....101, 103, 109, 157-158, 161-162, 165-166  
CLAMP,CABLE & HOSE.....117, 119, 141  
CLAMP,HOSE,1 EAR, 11/16.....205  
CLAMP,HOSE,1 EAR,1-1/16\*\*\*.....123, 125  
CLAMP,RUB CUSH,0.75,#12 X 3/8\*.....221  
CLEAR SWITCH ACTUATOR.....139, 189  
CLEAR SWITCH ACTUATOR(QTY 10).....189  
CLIP, CABLEBRIDGE.....157-158, 161-162, 165-166  
CLIP, CABLEBRIDGE, MINI.....155

## Part Description Index (continued)

CLIP,CABLEBRIDGE,GS32/46.....157-158, 161-162, 165-166	DECAL KIT,1532 COMP,SYM,CE....21-22, 33, 35-36	DECAL KIT,2046 PLAT.,WRD,ANSI.....71-72
CLIP,HAIR PIN .125 X 2.....101, 103	DECAL KIT,1532 COMP,WRD,AUS.....11-12	DECAL KIT,2632 COMP,SYM,ANSI.....53-54
CLIP,TIE HARNESS MOUNT***.....129-130, 133-135	DECAL KIT,1532 COMP,WRD,AUST.....25-26, 29-30	DECAL KIT,2632 COMP,SYM,CE.....67-68
COIL CORD,WORKLIGHT(144011).....223	DECAL KIT,1532 PLAT,SYM,CE.....21-22, 33, 35-36	DECAL KIT,2632 COMP,WRD,ANSI.....45-46
COIL,#8 20VDC,DEUTSCH W/DIOD.....195, 199	DECAL KIT,1532 PLAT,WRD,AUS.....11-12	DECAL KIT,2632 PLAT,SYM,ANSI.....53-54
COIL,20VDC DEUTCSH W/DIODE...195, 199, 215	DECAL KIT,1532 PLAT,WRD,AUST.....25-26, 29-30	DECAL KIT,2632 PLAT,SYM,CE.....67-68
COIL-SOLENOID VALVE,20V DC***.....205	DECAL KIT,1930 COMP,SYM,ANSI.....15, 21- 22	DECAL KIT,2632 PLAT,WRD,ANSI.....45-46
CONN,RECEP 12 WAY BLK,1 BUSS.....130, 133-135	DECAL KIT,1930 COMP,SYM,CE.....21-22, 33, 35-36	DECAL KIT,2632,COMP,SYM,ANSI.....43
CONN,SQUEEZE,1/2NPT .38-.50,SM.....187	DECAL KIT,1930 COMP,WRD,ANSI.....11-12	DECAL KIT,2632,COMP,SYM,CE.....65
CONN,SWIVEL,STR,THR,465OX-S...210-211	DECAL KIT,1930 COMP,WRD,AUST.....25-26, 29-30	DECAL KIT,2632,COMP,WORD,ANSI.....39-40
CONNECTOR, 070120-12-8.....207, 209-211	DECAL KIT,1930 COMP,WRD,AUST.....25-26, 29-30	DECAL KIT,2632,PLAT,WORD,AUS.....39-40, 57-58, 61-62
CONNECTOR, 070120-8-8.....209-211	DECAL KIT,1930 COMP,WRD,ANSI.....17-18	DECAL KIT,2632,PLAT,SYM,ANSI.....43
CONNECTOR, IEC CHARGER CORD.....121	DECAL KIT,1930 COMP,WORD,AUSTR.....11- 12	DECAL KIT,2632,PLAT,SYM,CE.....65
CONNECTOR,070120-4-4.....201, 207, 209- 211, 217	DECAL KIT,1930 PLAT,SYM,ANSI.....15, 21- 22	DECAL KIT,2632,PLAT,WORD,ANSI.....39-40
CONNECTOR,070120-4-6.....207, 210-211	DECAL KIT,1930 PLAT,SYM,CE.....21-22, 33, 35-36	DECAL KIT,2632,PLAT,WORD,AUS.....39-40, 57-58, 61-62
CONNECTOR,070120-6-6.....205, 207, 209- 211, 217	DECAL KIT,1930 PLAT,WRD,ANSI.....17-18	DECAL KIT,2646 COMP,SYM,ANSI.....75-76, 83-84
CONNECTOR,070120-8-6.....207	DECAL KIT,1930 PLAT,WRD,AUST.....25-26, 29-30	DECAL KIT,2646 COMP,SYM,CE.....75-76, 97- 98
CONTACT,14-20GA.....123, 125	DECAL KIT,1930 PLAT,WORD,AUSTR.....11- 12	DECAL KIT,2646 COMP,WORD,ANSI.....71- 72, 79-80
CONTACT,NC.....127, 189	DECAL KIT,1932 COMP,SYM,CE....21-22, 33, 35-36	DECAL KIT,2646 COMP,WORD,AUST.....71- 72
CONTACTOR,DRIVE,24V,180A***.....119	DECAL KIT,1932 COMP,WRD,AUS.....11-12	DECAL KIT,2646 PLAT,SYM,ANSI.....75-76, 83-84
CONTACTOR,LIMIT SWITCH...109, 111, 113, 231, 233	DECAL KIT,1932 COMP,WRD,AUST.....25-26, 29-30	DECAL KIT,2646 PLAT,SYM,CE.....75-76, 97- 98
CONTROLLER,MOTOR.....123	DECAL KIT,1932 PLAT,SYM,CE.....21-22, 33, 35-36	DECAL KIT,2646 PLAT,WORD,ANSI.....71-72, 79-80
COUNTERWEIGHT, BELLY.....106	DECAL KIT,1932 COMP,WRD,AUS.....11-12	DECAL KIT,2646 PLAT,WORD,AUST.....71-72
COUNTERWEIGHT,CAST,CE,1930/32.....105- 106	DECAL KIT,1932 COMP,WRD,AUST.....25-26, 29-30	DECAL KIT,3232 COMP,SYM,ANSI.....53-54
COUNTERWEIGHT,GS32,REAR.....105-106	DECAL KIT,1932 PLAT,SYM,CE.....21-22, 33, 35-36	DECAL KIT,3232 COMP,SYM,CE.....67-68
COUNTERWEIGHT,SVC,GSXX32.....105-106	DECAL KIT,1932 PLAT,WRD,AUS.....11-12	DECAL KIT,3232 COMP,WRD,ANSI.....45-46
COUPLER,1/4"SERIES,3/8 P-LOK.....221	DECAL KIT,1932 PLAT,WRD,AUST.....25-26, 29-30	DECAL KIT,3232 PLAT,SYM,ANSI.....53-54
COVER BOTTOM GEN 5.....189	DECAL KIT,2032 COMP,SYM,ANSI.....53-54	DECAL KIT,3232 PLAT,SYM,CE.....67-68
COVER,BLANK.....187	DECAL KIT,2032 COMP,WRD,ANSI.....49-50	DECAL KIT,3232 PLAT,WORD,ANSI.....45-46
COVER,GFCI,HORIZONTAL,WEATHER....187	DECAL KIT,2032 PLAT,SYM,ANSI.....53-54	DECAL KIT,3232 PLAT,WRD,ANSI.....45-46
COVER-BRUSH INSPEC.40844,SCISS.....203	DECAL KIT,2032 PLAT,WRD,AUS.....11-12	DECAL KIT,3232,COMP,WORD,AUS...57-58, 61-62
CWT, REAR, XX46.....105-106	DECAL KIT,2032 PLAT,WRD,AUST.....25-26, 29-30	DECAL KIT,3232,PLAT,WORD,AUS.....57-58, 61-62
CYLINDER, 20XX LIFT.....205	DECAL KIT,2032 COMP,SYM,CE.....67-68	DECAL KIT,3246 COMP,SYM,ANSI.....75-76, 83-84
CYLINDER, 26XX/32XX LIFT.....205	DECAL KIT,2032 COMP,WRD,ANSI.....49-50	DECAL KIT,3246 COMP,WORD,ANSI.....71- 72, 79-80
CYLINDER, 32XX UPPER LIFT.....205	DECAL KIT,2032 PLAT,SYM,CE.....67-68	DECAL KIT,3246 COMP,WORD,AUST.....71- 72
CYLINDER, MINI LIFT.....205	DECAL KIT,2032 PLAT,WRD,ANSI.....49-50	DECAL KIT,3246 PLAT,WORD,ANSI.....71-72, 79-80
CYLINDER,FRONT OUTRIGGER.....213	DECAL KIT,2032,COMP,SYM,ANSI.....43	DECAL KIT,3246 PLAT,WORD,AUST.....71-72
CYLINDER,GS/GR STEER***.....193	DECAL KIT,2032,COMP,SYM,CE.....65	DECAL KIT,3246 PLAT,SYM,ANSI.....75-76, 83-84
CYLINDER,REAR OUTRIGGER.....213	DECAL KIT,2032,COMP,WORD,ANSI.....39-40	DECAL KIT,3246 PLAT,SYM,CE.....75-76, 97- 98
	DECAL KIT,2032,COMP,WORD,AUS....39-40, 57-58, 61-62	DECAL KIT,3246 PLAT,WORD,ANSI.....71-72, 79-80
	DECAL KIT,2046 COMP,SYM,ANSI.....75-76, 83-84	DECAL KIT,3246 PLAT,WORD,AUST.....71-72
	DECAL KIT,2046 COMP,SYM,CE....75-76, 97- 98	DECAL KIT,3246 PLAT,WORD,AUST.....71-72
	DECAL KIT,2046 COMP,WORD,ANSI.....79-80	DECAL PLATE ASSY W/SYM DECALS....171- 172, 178
	DECAL KIT,2046 COMP,WORD,AUST.....71- 72	DECAL PLATE ASSY W/WORD DECALS....171-172, 178
	DECAL KIT,2046 PLAT,SYM,CE.....75-76, 97- 98	DECAL, GROUND CONTROL PANEL.....12, 15, 18, 21-22, 26, 30, 33, 35-36, 40, 43, 46, 49-50, 53-54, 57-58, 62, 65, 67-68, 72, 75- 76, 80, 83-84, 87-88, 91-92, 95, 97-98
	DECAL KIT,2046 PLAT,WORD,ANSI.....79-80	DECAL, LABEL, LED READOUT....11-12, 17- 18, 25-26, 29-30, 39-40, 45-46, 49-50, 57- 58, 61-62, 71-72, 79-80, 87-88, 91-92
	DECAL KIT,2046 PLAT,WORD,AUST.....71-72	

**D**

DANGER/INSTR-OUTRGR OP-GS3232....46, 50, 58, 62
DECAL KIT, 1930 PLAT,WRD,ANSI.....11-12
DECAL KIT,1530 COMP,SYM,ANSI.....15, 21- 22
DECAL KIT,1530 COMP,SYM,CE....21-22, 33, 35-36
DECAL KIT,1530 COMP,WRD,ANSI.....11-12, 17-18
DECAL KIT,1530 COMP,WRD,AUST.....11-12, 25-26, 29-30
DECAL KIT,1530 PLAT,SYM,ANSI.....15, 21- 22
DECAL KIT,1530 PLAT,SYM,CE.....21-22, 33, 35-36
DECAL KIT,1530 PLAT,WRD,ANSI.....11-12, 17-18
DECAL KIT,1530 PLAT,WRD,AUST.....11-12, 25-26, 29-30

DECAL, LABEL, SAFETY ARM SYMB.....15, 21-22, 33, 35-36, 43, 53-54, 65, 67-68, 76, 83-84, 95, 97-98	DECAL,DANGER,TIP-OVER,BATTERY.....11-12, 39-40, 71-72	DECAL,INSTRUCTIONS-OPER,GCP...11-12, 17-18, 25-26, 29-30, 39-40, 45-46, 49-50, 57-58, 61-62, 71-72, 79-80, 87-88, 91-92
DECAL, LABEL,AUX LOWERING...12, 15, 21-22, 33, 35-36, 40, 43, 53-54, 65, 67-68, 72, 75-76, 83-84, 95, 97-98	DECAL,DANGER,TIP-OVER,TILT.....11-12, 17-18, 25-26, 29-30, 39-40, 45-46, 49-50, 57-58, 61-62, 71-72, 79-80, 87-88, 91-92	DECAL,LABEL,AIRLINE 110 PSI...11-12, 15, 17-18, 21-22, 25-26, 29-30, 33, 35-36, 39-40, 43, 45-46, 49-50, 53-54, 57-58, 61-62, 65, 67-68, 71-72, 75-76, 79-80, 83-84, 87-88, 91-92, 95, 97-98
DECAL,CHEVRON RANDO HD.....12, 17-18, 25-26, 30, 40, 45-46, 49-50, 57-58, 61-62, 72, 80, 87-88, 91-92	DECAL,DANGER,TIP-OVER,TRAYS.....11-12, 17-18, 25-26, 29-30, 39-40, 45-46, 49-50, 57-58, 61-62, 71-72, 79-80, 87-88, 91-92	DECAL,LABEL,CAP IND CE GS15XX.....30, 33, 35-36
DECAL,COMPARTMENT ACCESS.....11-12, 17-18, 25-26, 29-30, 39-40, 45-46, 49-50, 57-58, 61-62, 71-72, 79-80, 87-88, 91-92	DECAL,DANGER,GEN SAFETY.....18, 26, 30, 46, 50, 58, 62, 80, 88, 92	DECAL,LABEL,CAP IND CE GS2032...62, 65, 67-68
DECAL,COSMETIC,GENIE DPL-35S.....11-12	DECAL,DANGER-TIP-OVER,BATT.....18, 26, 30, 46, 50, 58, 62, 80, 88, 92	DECAL,LABEL,CAP IND CE GS2046...91-92, 95, 97-98
DECAL,COSMETIC,GENIE GS-1530**.....11-12, 15, 17-18, 21-22, 25-26, 29-30, 33, 35-36	DECAL,DANGER-USE SAFETY ARM.....12, 18, 26, 30, 40, 45-46, 49-50, 57-58, 61-62, 72, 80, 87-88, 91-92	DECAL,LABEL,CAP IND CE GS2646...92, 95, 97-98
DECAL,COSMETIC,GENIE GS-1532...12, 26, 30, 33, 35-36	DECAL,EMERGENCY LOWERING.....18, 26, 30, 46, 50, 58, 62, 80, 88, 92	DECAL,LABEL,CAP IND CE GS3246...92, 95, 97-98
DECAL,COSMETIC,GENIE GS-1930**.....11-12, 15, 17-18, 21-22, 25-26, 29-30, 33, 35-36	DECAL,EMERGENCY STOP,GR.....11-12, 15, 17-18, 21-22, 25-26, 29-30, 33, 35-36, 39-40, 43, 45-46, 49-50, 53-54, 57-58, 61-62, 65, 67-68, 72, 75-76, 79-80, 83-84, 87-88, 91-92, 95, 97-98	DECAL,LABEL,CAP IND CE19XX.....30, 33, 35-36
DECAL,COSMETIC,GENIE GS-1932...12, 25-26, 30, 33, 35-36	DECAL,INSTR,INDOOR,AUS-26/3232.....39-40, 57-58, 61-62	DECAL,LABEL,CAP IND CE2632...62, 65, 67-68
DECAL,COSMETIC,GENIE GS-2032...39-40, 43, 45-46, 49-50, 53-54, 57-58, 61-62, 65, 67-68	DECAL,INSTR-INDOOR USE,AUS.....12, 26, 30	DECAL,LABEL,CAP IND CE3232.....62, 68
DECAL,COSMETIC,GENIE GS-2046**.....71-72, 75-76, 79-80, 83-84, 87-88, 91-92, 95, 97-98	DECAL,INSTR-MANUAL FRC,AUS.....12, 26, 30	DECAL,LABEL,EE RATING.....11-12, 15, 17-18, 21-22, 39-40, 43, 45-46, 49-50, 53-54, 71-72, 75-76, 79-80, 83-84
DECAL,COSMETIC,GENIE GS-2632**.....39-40, 43, 45-46, 49-50, 53-54, 57-58, 61-62, 65, 67-68	DECAL,INSTR-MANUAL FRC,AUS 2032.....40, 58, 62	DECAL,LABEL,FAULT CODES.....17-18, 25-26, 29-30, 39-40, 45-46, 49-50, 57-58, 61-62, 72, 79-80, 87-88, 91-92
DECAL,COSMETIC,GENIE GS-2646...71-72, 75-76, 79-80, 83-84, 87-88, 91-92, 95, 97-98	DECAL,INSTR-MANUAL FRC,AUS 3246.....72, 88, 92	DECAL,LABEL,FMRC APPROVED.....11-12, 15, 17-18, 21-22, 39-40, 43, 45-46, 49-50, 53-54, 71-72, 75-76, 79-80, 83-84
DECAL,COSMETIC,GENIE GS-3246...72, 75-76, 79-80, 83-84, 87-88, 91-92, 95, 97-98	DECAL,INSTR-MANUAL FRC,AUS 400N.....72, 88, 92	DECAL,LABEL,LED READOUT.....15, 21-22, 33, 35-36, 43, 53-54, 65, 67-68, 75-76, 83-84, 95, 97-98
DECAL,COSMETIC-GENIE GS-3232...46, 50, 53-54, 58, 62, 67-68	DECAL,INSTR-MAX CAP 1200LBS.....72, 80, 87-88	DECAL,LABEL,LIFTING EYE....17-18, 21-22, 25-26, 29-30, 35-36, 45-46, 49-50, 53-54, 57-58, 61-62, 67-68, 79-80, 83-84, 87-88, 91-92, 97-98
DECAL,DANGER DO NOT ALTER SWTC.....11-12, 17-18, 25-26, 29-30, 39-40, 45-46, 49-50, 57-58, 61-62, 71-72, 79-80, 87-88, 91-92	DECAL,INSTR-MAX CAP 500 LBS.....12, 18, 26, 40, 46, 57-58	DECAL,LABEL,MANUAL NOT HERE...11-12, 17-18, 25-26, 29-30, 39-40, 45-46, 49-50, 57-58, 61-62, 71-72, 79-80, 87-88, 91-92
DECAL,DANGER,BATTERY SAFETY.....11-12, 39-40, 71-72	DECAL,INSTR-MAX CAP 600LBS....12, 18, 26	DECAL,LABEL,PATENTS....11-12, 17-18, 39-40, 45-46, 49-50, 71-72, 79-80
DECAL,DANGER,BATTERY SAFETY***....17-18, 25-26, 29-30, 45-46, 49-50, 57-58, 61-62, 79-80, 87-88, 91-92	DECAL,INSTR-MAX CAP 700LBS.....72, 80, 87-88	DECAL,LABEL,PETRO CANADA***....12, 17-18, 25-26, 29-30, 39-40, 45-46, 49-50, 57-58, 61-62, 72, 79-80, 87-88, 91-92
DECAL,DANGER,BRAKE REL SAFETY*...12, 18, 26, 30, 40, 46, 50, 58, 62, 72, 80, 88, 92	DECAL,INSTR-MAX CAP 800 LBS.....40, 50, 58	DECAL,LABEL,PLAT CONT LOCATION.....12, 17-18, 26, 30, 40, 45-46, 49-50, 57-58, 61-62, 72, 80, 87-88, 91-92
DECAL,DANGER,CRUSHING HAZARD.....11-12, 17-18, 25-26, 29-30, 39-40, 45-46, 49-50, 57-58, 61-62, 71-72, 79-80, 87-88, 91-92	DECAL,INSTR-SIDE FRC,ANSI.....12, 18, 40, 46	DECAL,LABEL,PWR TO CHARGR 115V....11-12, 15, 17-18, 21-22, 25-26, 29-30, 33, 35-36, 39-40, 43, 45-46, 49-50, 53-54, 57-58, 61-62, 65, 67-68, 71-72, 75-76, 79-80, 83-84, 87-88, 91-92, 95, 97-98
DECAL,DANGER,ELEC HAZARD,GS.....11-12, 18, 26, 30, 39-40, 46, 50, 58, 62, 71-72, 80, 88, 92	DECAL,INSTR-SIDE FRC,ANSI 2032...40, 46, 50	DECAL,LABEL,PWR TO CHARGR 230V....11-12, 15, 17-18, 21-22, 25-26, 29-30, 33, 35-36, 39-40, 43, 45-46, 49-50, 53-54, 57-58, 61-62, 65, 67-68, 71-72, 75-76, 79-80, 83-84, 87-88, 91-92, 95, 97-98
D E C A L , D A N G E R , E L E C T HAZARD,PLUG.....11-12, 17-18, 25-26, 29-30, 39-40, 45-46, 49-50, 57-58, 61-62, 71-72, 79-80, 87-88, 91-92	DECAL,INSTR-SIDE FRC,ANSI 2046.....72, 80	DECAL,LABEL,QUINTOLUBRIK.....12, 17-18, 25-26, 29-30, 39-40, 45-46, 49-50, 57-58, 61-62, 72, 79-80, 87-88, 91-92
DECAL,DANGER,GENERAL SAFETY.....12, 40, 72	DECAL,INSTR-SIDE FRC,ANSI 3246.....72, 80	DECAL,LABEL,SAFETY ARM...11-12, 17-18, 25-26, 29-30, 39-40, 45-46, 49-50, 57-58, 61-62, 71-72, 79-80, 87-88, 91-92
DECAL,DANGER,IMPROPER USE HAZ...11-12, 17-18, 25-26, 29-30, 39-40, 45-46, 49-50, 57-58, 61-62, 72, 79-80, 87-88, 91-92	D E C A L , I N S T R U C T , B A T T E R Y CONNECT.....12, 18, 26, 30, 40, 46, 49-50, 57-58, 62, 72, 80, 87-88, 91-92	DECAL,LABEL,STATOIL HYDRA WAY.....12, 17-18, 25-26, 29-30, 39-40, 45-46, 49-50, 57-58, 61-62, 72, 79-80, 87-88, 91-92
DECAL,DANGER,NO SMOKING***.....11-12, 39-40, 71-72	DECAL,INSTRUCT,MAXCAP1000LBS.....72, 80, 87-88	
	DECAL,INSTRUCT,TRAVEL HEIGHT.....46, 50, 58, 62	
	DECAL,INSTRUCT-ANNUAL INSP REQ....12, 17-18, 26, 30, 40, 45-46, 49-50, 57-58, 61-62, 72, 80, 87-88, 91-92	
	DECAL,INSTRUCT-OP GEN5,GS-32....40, 46, 50, 58	
	DECAL,INSTRUCT-OP,GEN5,GS-30.....12	
	DECAL,INSTRUCT-OP,GEN5,GS-46.....72, 80, 88	
	DECAL,INSTRUCTIONS-CHARGER OP....11-12, 17-18, 25-26, 29-30, 39-40, 45-46, 49-50, 57-58, 61-62, 72, 79-80, 87-88, 91-92	

## Part Description Index (continued)

- DECAL,LABEL,TIRE SPECS.....11-12, 17-18, 25-26, 29-30
- DECAL,LABEL,TRANSPORT TIEDOWN\*..11-12, 15, 17-18, 21-22, 25-26, 29-30, 33, 35-36, 39-40, 43, 45-46, 49-50, 53-54, 57-58, 61-62, 65, 67-68, 71-72, 75-76, 79-80, 83-84, 87-88, 91-92, 95, 97-98
- DECAL,LABEL,UCON HYDROLUBE....12, 17-18, 25-26, 29-30, 39-40, 45-46, 49-50, 57-58, 61-62, 72, 79-80, 87-88, 91-92
- DECAL,LABEL,WHEEL LOAD 1530.....12, 15, 17-18, 21-22
- DECAL,LABEL,WHEEL LOAD 1930.....12, 15, 17-18, 21-22
- DECAL,LABEL,WHEEL LOAD 19XX.....12, 26, 30, 33, 35-36
- DECAL,LABEL,WHEEL LOAD 2032.....40, 43, 46, 50, 53-54, 58, 62, 65, 67-68
- DECAL,LABEL,WHEEL LOAD 2046.....72, 75-76, 80, 83-84, 87-88, 91-92, 95, 97-98
- DECAL,LABEL,WHEEL LOAD 2632.....40, 43, 46, 50, 53-54, 58, 62, 65, 67-68
- DECAL,LABEL,WHEEL LOAD 2646.....72, 75-76, 80, 83-84, 87-88, 91-92, 95, 97-98
- DECAL,LABEL,WHEEL LOAD 3246.....72, 75-76, 80, 83-84, 87-88, 91-92, 95, 97-98
- DECAL,LABEL-DIRECTION ARROWS.....11-12, 15, 17-18, 21-22, 25-26, 29-30, 33, 35-36, 39-40, 43, 45-46, 49-50, 53-54, 57-58, 61-62, 65, 67-68, 71-72, 75-76, 79-80, 83-84, 87-88, 91-92, 95, 97-98
- DECAL,LABEL-TIRE SPECS.....39-40, 45-46, 49-50, 57-58, 61-62, 71-72, 79-80, 87-88, 91-92
- DECAL,LABEL-TRANSPORT DIGRAM.....18, 22, 26, 30, 36, 46, 50, 53-54, 58, 62, 68, 80, 84, 88, 92, 98
- DECAL,LABEL-WHEEL LOAD 1530/32.....12, 26, 30, 33, 35-36
- DECAL,LABEL-WHEEL LOAD,GS-3232.....46, 50, 54, 58, 62, 68
- DECAL,LANYARD ANCHORAGE POINT...11-12, 15, 17-18, 21-22, 25-26, 29-30, 33, 35-36, 39-40, 43, 45-46, 49-50, 53-54, 57-58, 61-62, 65, 67-68, 71-72, 75-76, 79-80, 83-84, 87-88, 91-92, 95, 97-98
- DECAL,NOTICE,HAZARDOUS MAT'LS\*...11-12, 39-40, 71-72
- DECAL,NOTICE,OP INST-ANSI,GENV.....18
- DECAL,NOTICE,OP INST-AUST,GENV.....26
- DECAL,NOTICE-DO NOT OPEN DOOR.....18, 22, 46, 50, 54, 80, 84
- DECAL,O/R PCON,GS3232.....139
- DECAL,OP INST, AUS,GS-30.....30
- DECAL,OP INST,AUS,GS-32.....62
- DECAL,OP INST,AUS,GS-46.....92
- DECAL,OVERLAY,PLAT CONTROLS\*\*\*.....12, 15, 18, 21-22, 26, 30, 33, 35-36, 40, 43, 46, 50, 53-54, 58, 62, 65, 67-68, 72, 76, 80, 83-84, 88, 92, 95, 98
- DECAL,POWER TO PLATFORM 115V.....11-12, 15, 17-18, 21-22, 25-26, 29-30, 33, 35-36, 39-40, 43, 45-46, 49-50, 53-54, 57-58, 61-62, 65, 67-68, 71-72, 75-76, 79-80, 83-84, 87-88, 91-92, 95, 97-98
- DECAL,POWER TO PLATFORM 230V.....11-12, 15, 17-18, 21-22, 25-26, 29-30, 33, 35-36, 39-40, 43, 45-46, 49-50, 53-54, 57-58, 61-62, 65, 67-68, 71-72, 75-76, 79-80, 83-84, 87-88, 91-92, 95, 97-98
- DECAL,SKIN INJECTION...12, 17-18, 26, 30, 40, 45-46, 49-50, 57-58, 61-62, 72, 80, 87-88, 91-92
- DECAL,SYM-ELEC HAZARD,PLUG.....21-22, 35-36, 53-54, 67-68, 83-84, 98
- DECAL,SYM-MAX CAP CE GS3246.....91-92, 95, 97-98
- DECAL,SYM-MAXCAP 1000.....75-76, 83-84
- DECAL,SYM-MAXCAP 1200.....75-76, 83-84
- DECAL,SYM-MAXCAP 500.....15, 21-22, 43, 53-54
- DECAL,SYM-MAXCAP 600.....15, 21-22
- DECAL,SYM-MAXCAP 700.....75-76, 83-84
- DECAL,SYM-MAXCAP 800.....43, 53-54
- DECAL,SYM-MAXCAP CE GS15XX.....30, 33, 35-36
- DECAL,SYM-MAXCAP CE GS19XX.....30, 33, 35-36
- DECAL,SYM-MAXCAP CE GS2032.....62, 65, 67-68
- DECAL,SYM-MAXCAP CE GS2046.....91-92, 95, 97-98
- DECAL,SYM-MAXCAP CE GS2632.....62, 65, 67-68
- DECAL,SYM-MAXCAP CE GS2646.....91-92, 95, 97-98
- DECAL,SYM-MAXCAP CE GS3232.....62, 68
- DECAL,SYM-SIDE FORCE 2046.....76, 83-84
- DECAL,SYM-SIDE FORCE 2646.....76, 83-84
- DECAL,SYM-SIDE FORCE 3246.....76, 83-84
- DECAL,SYM-SIDE FORCE 445N...15, 21-22, 43, 53-54
- DECAL,SYM-SIDE FORCE 534N....43, 53-54
- DECAL,SYM-SIDEFORCE 200400.....33, 35-36, 65, 67-68, 95, 97-98
- DECAL,SYM-SIDEFORCE 400N.....95, 97-98
- DECAL,SYM-SIDEFORCE 400N ID.....33, 35-36, 65, 67-68
- DECAL,SYM-TIP-OVER,OUTRGR.....54, 68, 98
- DECAL,SYM-TIP-OVER,TRAYS.....22, 36, 54, 68, 84, 98
- DECAL,SYM-TIP-OVR,LIM SWITCH.....21-22, 36, 53-54, 67-68, 83-84, 98
- DECAL,SYM-TIP-OVR,TILT ALARM.....21-22, 36, 53-54, 68, 84, 98
- DECAL,SYMBOL-BATTERY SAFETY.....15, 21-22, 33, 35-36, 43, 53-54, 65, 67-68, 75-76, 83-84, 95, 97-98
- DECAL,SYMBOL-BRAKE REL SAFETY....15, 21-22, 33, 35-36, 43, 53-54, 65, 67-68, 75-76, 83-84, 95, 97-98
- DECAL,SYMBOL-COMP ACCESS.....21-22, 35-36, 53-54, 67-68, 83-84, 97-98
- DECAL,SYMBOL-CRUSHING HAZARD.....15, 21-22, 33, 35-36, 43, 53-54, 65, 67-68, 75-76, 83-84, 95, 97-98
- DECAL,SYMBOL-ELEC HAZARD,GS.....15, 21-22, 33, 35-36, 43, 53-54, 65, 67-68, 75-76, 83-84, 95, 97-98
- DECAL,SYMBOL-FOOT CRUSHING....53-54, 67-68
- DECAL,SYMBOL-READ THE MANUAL.....15, 21-22, 33, 35-36, 43, 53-54, 65, 67-68, 75-76, 83-84, 95, 97-98
- DECAL,SYMBOL-SKIN INJECT HAZRD....15, 21-22, 33, 35-36, 43, 53-54, 65, 67-68, 75-76, 83-84, 95, 97-98
- DECAL,SYMBOL-USE SAFETY ARM.....15, 21-22, 33, 35-36, 43, 53-54, 65, 67-68, 75-76, 83-84, 95, 97-98
- DECAL,WARN,IMPROPER OPERATION...11-12, 17-18, 25-26, 29-30, 39-40, 45-46, 49-50, 57-58, 61-62, 71-72, 79-80, 87-88, 91-92
- DECAL,WARNING-FOOT CRUSHING.....45-46, 49-50, 57-58, 61-62
- DECAL-SYM-TIP-OVR,BATTRIES.....22, 36, 54, 68, 84, 98
- DIAGNOSTIC FEMALE Q-DSCNT.....195, 199
- DRIVE MOTOR,18.3 CU. IN/REV.....193

## E

- ECU,O/R CONTROLS,GS3232.....145
- ECU,SLAB/GR GEN 5\*\*\*.....123, 125
- ELBOW,070220-12-10.....207, 209-211
- ELBOW,070220-4-4.....207, 209-211, 213, 217
- ELBOW,070220-4-6.....213, 217
- ELBOW,070220-6-6.....207, 209-211
- ELBOW,070220-6-8.....207, 209-211
- ELBOW,070320-6-6.....207
- ENCLOSURE GEN 5.....189
- ENCLOSURE , AUTO LEVEL CONTROLLER.....139
- END RAIL,SWING GATE,RIGID.....185
- ENTRY SWING TUBE.....171-172
- EXT FLDG RAIL ASSY, UPR, 32, S.....178
- EXT FLDG RAIL ASSY,UPR,32,WO\*\*.....178
- EXT RAIL ASSY, UPPER, GS30.....171-172
- EXT RIGID RAIL ASSY, GS32 SYMB.....178
- EXT. DECK ASSY, GS32.....177-178
- EXT. DECK ASSY, GS32 CE.....177-178
- EXT. DECK ASSY, GS46.....183
- EXT. ENDRAIL ASSY, GS46 (SYMB).....183
- EXT. ENDRAIL ASSY, GS46 (WORD).....183
- EXT. RIGID RAIL ASSY,GS32 WOR.....178

## F

- FIELD ASSY,REC.CHARGER PLUG.....187
- FILLER CAP(PLUG 1-1/2" NPT HEX.....123, 125
- FILTER ASSY,SAE8,10 MIC,PAPR\*\*.....193
- FILTER ELEMENT,10MICRON,PAPER\*.....193
- FILTER ELEMENT,BETA(10)=200.....193
- Fitting.....207
- FITTING,ELBOW 4-4, SAE.....213
- FITTING,STRAIGHT DRIVE-IN ZERK.....101, 103
- FIXED RAILS ASSY, GS30 SYMBOL.....171-172
- FIXED RAILS ASSY,GS30 WORD.....171-172
- FOAM,CLOSED CELL 1.75X.250X18".....176-178, 185
- FOOTPAD,NON MARKING.....213
- FOOTPAD,OUTRIGGER,3232.....213
- FOOTPEDAL W/NON-SKID TAPE,GS.....170-172, 176-178, 182-183
- FORMING, ACCUMULATOR BRACKET...141, 145
- FORMING, ACCUMULATOR CLAMP.....141, 145
- FORMING, ALARM BRACKET.....109
- FORMING, ALARM BRACKET,MINI.....109

- FORMING, BRKT,UP LIMIT SW.....109, 233  
 FORMING, CWT CLAMP.....105-106  
 FORMING, FILTER-CNTRLR MOUNT.....123, 125  
 FORMING, HALF GATE HINGE.....171-172, 185  
 FORMING, HALF GATE, HINGE.....177-178  
 FORMING, PIPE HOLDER RACK.....229  
 FORMING, PIPE RACK BASE.....229  
 FORMING, POINTER.....233  
 FORMING, REC. PLUG BRKT.....109  
 FORMING, RELAY MOUNT.....123, 125  
 FORMING,ALARM BRACKET.....109  
 FORMING,BRKT,UP LIMIT SW.....231  
 FORMING,CB HOSE CLAMP.....165-166  
 FORMING,COMPONENT BRKT, GS3232.....145  
 FORMING,COMPONENT BRKT,GS3232...145  
 FORMING,CONTACTOR MOUNT,GS.....119  
 FORMING,CONTROL BRKT.....109  
 FORMING,CWT,COVER,GS32.....105-106  
 FORMING,FILTER-CNTRLR MOUNT.....123  
 FORMING,FUSE BRACKET.....115, 117  
 FORMING,HOSE CLAMP SPT,PTD,BLU....103  
 FORMING,HOSE CLAMP SUPPORT.....101, 103  
 FORMING,HOSE CLAMP,UPPER CYL.....165-166  
 FORMING,MANIFOLD.....143  
 FORMING,MANIFOLD BRKT, GS3232.....145  
 FORMING,PADLOCK BRACKET.....203  
 FORMING,PH PUSHER, GS46.....157-158, 161-162, 165-166  
 FORMING,PLATFORM CONTROL BOX.....189  
 FORMING,POINTER,1532,LOAD SENS....231  
 FORMING,POINTER,1932,LOAD SENS....231  
 FORMING,SG HEADER RAIL,GS2032.....178  
 FORMING,UP LMT SW BRKT,32/46.....233  
 FORMING,LMT SWCH BRKT,3232.....109, 233  
 FUSE BLOCK, ANN & ANL FUSE.....115, 117, 119  
 FUSE,275 AMP,VERY FAST ACTING.....115, 117, 119, 130, 133-135  
 FUSE,BATTERY CHARGER\*\*\*.....121
- G**
- GAS SHOCK,SCISSORS\*\*\*.....111, 113  
 GASKET, UK & DIN PWR. TO PLAT.....187  
 GASKET, UK RECEPTACLE.....187  
 GASKET,(BOOT) FLANGE INLET PLG.....187  
 GRND CNTRL PANEL ASSY,2003MINI.....127  
 GROMMET,RUBBER 2 X 2.75.....109  
 GROMMET,RUBBER 2.5 X 3.0.....109  
 GROMMET,RUBBER,1.50IDX.375.....109  
 GROMMET,SLAB HYD TANK\*\*\*.....123, 125  
 GROUND STRAP, 8"LG.....113  
 GROUND STRAP,12"LG\*\*\*.....111  
 GROUND WIRE ASSY,GS.....135  
 GS30 RIDGID MAIN SIDE SQ RAIL...170-172
- H**
- HANDLE, LATCH, TRAY.....115  
 HANDLE,ANDERSON CONNECTOR SB...203  
 HARNESS ASSEMBLY, INVERTER.....129-130, 133-135  
 HARNESS ASSY, MAIN.....129-130, 133-135  
 HARNESS, BEACON RESISTOR KIT,.....134-135  
 HARNESS, GS POWER CONTRL.....133-135  
 HARNESS, GS SENSORS, ANSI.....133-135  
 HARNESS, GS SENSORS, CE.....133-135  
 HARNESS, PRESS. SWITCH.....231, 233  
 HARNESS,ALARM ACCESSORY.....129-130, 133-135  
 HARNESS,BEACON OPTION,SLAB.....129-130, 133-135  
 HARNESS,LIFT CYL DN COIL.....130  
 HARNESS,LIFT CYL DOWN,S20/2646.....130  
 HARNESS,LIFT CYL DOWN,S3246.....130  
 HARNESS,PRESS,TRANSDUCER\*\*\*.....213  
 HINGE, ACCESS DOOR GS68.....127  
 HINGE, SPRING, LONG LEG...177-178, 182-183, 185  
 HINGE,ACCESS DOOR(13G).....127  
 HINGE,ACCESS DOOR\*\*\*.....127  
 HORN HARNESS.....129-130, 133-135  
 HORN,24VDC,SPADE TERMINALS\*\*\*.....219  
 HOSE ASSY, DRIVE MOTORS, GS32.....209-211  
 HOSE ASSY, DRIVE MOTORS, GS46.....209-211  
 HOSE ASSY, MAN/ACCUM, GS32/46.....211  
 HOSE ASSY, MAN/ACCUM, MINI.....207, 211  
 HOSE ASSY,DRIVE MOTORS,GS32.....209-211  
 HOSE ASSY,DRIVE MOTORS,GS46.....209-211  
 HOSE ASSY,LOWER LIFT.....210-211  
 HOSE ASSY,LT FRONTO/R,GS3232.....217  
 HOSE ASSY,LT REAR O/R, GS3232.....217  
 HOSE ASSY,MANIFOLD, GS3232.....217  
 HOSE ASSY,O/R MAN-T, GS3232.....217  
 HOSE ASSY,PUMP-O/R MAN, GS3232.....217  
 HOSE ASSY,RT FRONT O/R,GS3232.....217  
 HOSE ASSY,RT REAR O/R, GS3232.....217  
 HOSE CLAMP, SAE #6.....211  
 HOSE END 90,JIC 33982-6-6.....211  
 HOSE END, MALE JIC, 30382-6-6B.....211  
 HOSE END,BARBED,SWIVEL,JIC,6-6.....211  
 HOSE, ASSY.....207, 210-211  
 HOSE, ASSY, BRAKE.....207, 209-211  
 HOSE, ASSY, BRAKE MAN, GS46.....210-211  
 HOSE, ASSY, LIFT.....210-211  
 HOSE, ASSY, LOWER LIFT.....207  
 HOSE, ASSY, LOWER VENT.....207  
 HOSE, ASSY, MAN TO FILTER.....207, 209-211  
 HOSE, ASSY, MOTOR CROSSOVER.....207  
 HOSE, ASSY, PRESSURE.....207, 209-211  
 HOSE, ASSY, STEER.....207, 209-211  
 HOSE, ASSY, UPPER LIFT.....207  
 HOSE, ASSY, UPPER VENT.....207  
 HOSE,AIR 3/8.....210-211  
 HOSE,ASSY STEER,GS32/46.....209-211  
 HOSE,ASSY, BRAKE MAN,GS46.....210-211  
 HOSE,ASSY,BRAKE MAN,GS32.....210-211  
 HOSE,ASSY,BRAKE,GS46.....209-211  
 HOSE,ASSY,DRIVE MOTORS,MINI.....207  
 HOSE,ASSY,DRIVE MOTORS,MINI, L.....207  
 HOSE,ASSY,UPPER LIFT.....210-211  
 HOSE,LOW PRESSURE, .375 ID,BLK.....221  
 HOUR METER,10-80 VOLTS\*\*\*.....127  
 HOUSING,LOCK PIN.....170-172, 176-178, 182-183  
 HRNS ASSY,RESISTOR DIODE.....133-135  
 HRNS ASSY,RESISTOR,200 OHM.....134-135  
 HRNS,CONTACTOR SIGNAL,GS46.....135  
 HRNS,CONTACTOR SIGNAL,GS30/32.....135  
 HRNS,LIFT CYL DOWN,20/26XX,CE.....134-135  
 HRNS,LIFT CYL DOWN,32XX,CE.....134-135  
 HRNS,LIFT CYL DOWN,MINI,CE.....134-135  
 HYD. TANK KIT, GS30,32,46.....123, 125  
 HYDR TRAY ASSY W SYMBOLS 30MIN.....123  
 HYDR TRAY ASSY W/WORDS,2003MIN.....123
- I**
- INDUCTOR,47 MH,2.5AMP,.034OHM.....130, 133-135  
 INNER ARM ASSY #1, GS32&46, SY.....157-158, 161-162, 165-166  
 INNER ARM ASSY #1, GS32&46, WO.....157-158, 161-162, 165-166  
 INNER ARM ASSY #3, 2632/2646.....161-162  
 INNER ARM ASSY #4, 2646.....161-162  
 INNER ARM ASSY #4, 3246.....165-166  
 INNER ARM ASSY #5, 3232.....165-166  
 INNER ARM ASSY #5, 3246.....165-166  
 INNER ARM ASSY#1,15&19FT,SYMB.....151, 155  
 INNER ARM ASSY#1,15&19FT,WORD.....151, 155  
 INNER ARM ASSY, #2, GS32&46.....157-158, 162, 165-166  
 INNER ARM ASSY, #3, 19FT.....153, 155  
 INNER ARM ASSY, #3, 2046.....157-158  
 INNER ARM ASSY,#1,15&19FT SYMB.....149, 151, 153, 155  
 INNER ARM ASSY,#1,15&19FT WORD....149, 151, 153, 155  
 INNER ARM ASSY,#2,15/19 FT,WRD.....149, 151, 153, 155  
 INNER ARM ASSY,#3 GS2032.....157-158  
 INNER ARM ASSY,#3,15FT.....149, 151  
 INNER ARM ASSY,#4 19FT.....153, 155  
 INNER ARM ASSY,#4 GS2632.....161-162  
 INVERT.OPTION,GENIE GS30/1532.....225  
 INVERTER,24VDC,110/230 VAC\*\*\*.....225, 227
- J**
- JOYSTIC HANDLE/SWITCH KIT.....191  
 JOYSTICK HANDLE SET, COMPLETE.....191  
 JOYSTICK,SINGL AXIS,HALL,SLAB.....191  
 JOYSTICK,SINGL AXIS,HALL,SLAB\*.....191
- K**
- KEEPER, 1/4 TURN FASTENER.....127  
 KEY SINGLE\*\*\*.....127  
 KEY,RECTANGULAR,.31X.28X1.25\*\*.....101, 103, 105-106  
 KEYS,10 PACK\*\*\*.....127  
 KEYSWITCH,3 POS. W/KEYS\*\*\*.....127  
 KIT, MALE RECEPTACLE, DTM.....130, 134-135  
 KIT, MINI LIFT CYL SEAL.....205  
 KIT, PLATFORM PC RECEPT/SOC.....191  
 KIT,BATT. CABLE ASSY,GS30/32.....135  
 KIT,BATT. CABLE ASSY,GS46.....135  
 KIT,BATTERY CHARGER,24V.....121  
 KIT,BEACON,GS32/46.....219  
 KIT,CONTACTOR,GS.....123, 125  
 KIT,CONTACTOR,W INV.....123, 125  
 KIT,DYN BRAKING VALVE,MINI.....195  
 KIT,DYN.BRAKING MANIF,MINI.....195  
 KIT,FEMALE PLUG, DTM.....129-130, 133-135

## Part Description Index (continued)

- KIT,GASKET,UK POWER TO PLAT.....187  
KIT,GATE LATCH.....177-178, 182-183, 185  
KIT,GEN 5 COIL CORD.....189  
KIT,GEN5 ECU AND MOUNTING\*\*\*.....123,  
125  
KIT,HYD TANK MTG HARDWARE.....123, 125  
KIT,JOYSTICK ENABLE SWITCH.....191  
KIT,JOYSTICK STEER SWITCH.....191  
KIT,MANIFOLD,200 PSI CV,MINI.....197  
KIT,MINI FULL HT,ANSI GATE.....185  
**K I T , M T R C N T R L R**  
CNTL.REPLACEMENT,GS46%.....123, 125  
**K I T , M T R C N T R L R**  
REPLACEMENTGS30%.....123, 125  
KIT,MTR CNTRLR W/CONTACTOR,GS.....123  
KIT,ORIFICE,.059".....205  
KIT,PRESS SWITCH RPLCMNT,MINI\*.....231  
KIT,PRESS SWTH RPLMNT,GS32/46\*.....233  
KIT,STEER CYL SEAL.....193  
KIT,STEER CYL SEAL,040271P,HDM.....193  
KIT,STEER CYL SEAL,040499P,HDM.....193  
KIT,STEER CYL SEAL,040505P,HDM.....193  
KIT,TWO ORIFICE,.059".....205  
KNOB,HAND PUMP (RED)\*\*\*.....201  
KNOB,PILOT OP VALVE (BLACK)\*\*\*.....201
- L**  
LABEL,MAX CAP GS3246.....98  
LABEL,MAXCAP,2046.....98  
LABEL,MAXCAP,227KG,1930.....36  
LABEL,MAXCAP,2632/3232.....68  
LABEL,MAXCAP,2646.....98  
LABEL,MAXCAP,272KG,GS1530.....36  
LABEL,MAXCAP,GS2032.....68  
LABEL,OUTRIGGER,LOAD,GS-3232...46, 50,  
54, 62, 68  
LADDER ASSY,20XX,SYM.....105-106  
LADDER ASSY,20XX,WORD,AUS,ENG...105-  
106  
LADDER ASSY,20XX,WORD,FR.....105-106  
LADDER ASSY,26XX-32XX,SYM.....105-106  
**L A D D E R**  
ASSY,26XX-32XX,WORD,ENG.....105-106  
LADDER ASSY,26XX-32XX,WORD,FR.....105-  
106  
LADDER ASSY,GS30,WORD,ENG.....105-106  
LADDER ASSY,WORD,20XX,ENG.....105-106  
LADR ASSY,26XX-32XX,WORD,AUS,E.....105-  
106  
LANYARD ROLLER BRKT ASSY  
W/DEC.....171-172, 178, 183  
LANYARD,BLACK NYLON,TYPE 1\*\*\*.....171-  
172, 177-178, 183  
LATCH HANDLE.....177-178, 182-183, 185  
LATCH, LRG PADDLE HANDLE GS90.....117,  
119, 125  
LATCH,BATT/HYDR TRAY\*\*\*.....115  
LATCH,COMPRESSION,SMALL.....127  
LEFT EX. RAIL, GS46.....183  
LENS,FLASHING BEACON.....219  
LEVEL SENSOR,LS60,RED,1.5X3\*.....109  
LEVEL,BUBBLE.....109  
LINE,HYD,PRESS SW.....207  
LINK BUMPER.....149, 151, 153, 155  
LINK BUMPER, 5".....157-158, 161-162, 166  
LINK BUMPER, SHORT TUBE.....158, 161-  
162, 165-166  
LINK, OPEN-END.....176-178, 185  
LOAD DECAL BRK ASSY W/DECAL.....231  
LOAD DECAL BRK ASSY W/DECAL1932...231  
LOCK, CONNECTOR.....121  
LOCKNUT,ELEC,1/2".....187
- M**  
MAIN DECK ASSY, 2046 (SYMBOL).....182-  
183  
MAIN DECK ASSY, 2046 (WORD).....182-183  
MAIN DECK ASSY, 2046, CE.....182-183  
MAIN DECK ASSY, 2646 (SYMBOL).....182-  
183  
MAIN DECK ASSY, 2646 (WORD).....182-183  
MAIN DECK ASSY, 2646, CE.....183  
MAIN DECK ASSY, 3246 (SYMBOL).....183  
MAIN DECK ASSY, 3246 (WORD).....183  
MAIN DECK ASSY, 3246, CE.....183  
MAIN DECK ASSY, GS2032 AU WORD.....177-  
178  
MAIN DECK ASSY, GS2032 CE SYMB...176-  
178  
MAIN DECK ASSY, GS2032 SYMBOL.....176-  
178  
MAIN DECK ASSY, GS2032 WORD...176-178  
MAIN DECK ASSY, GS2632 AU WORD.....177-  
178  
MAIN DECK ASSY, GS2632 CE SYMB...177-  
178  
MAIN DECK ASSY, GS2632 SYMBOL.....177-  
178  
MAIN DECK ASSY, GS2632 WORD...177-178  
MAIN DECK ASSY,GS3232,AU WORD.....177-  
178  
MAIN DECK ASSY,GS3232,CE SYMB.....177-  
178  
MAIN DECK ASSY,GS3232,SYMBOL.....177-  
178  
MAIN DECK ASSY,GS3232,WORD.....177-178  
MAIN FLDG RAIL ASSY, LWR, GS32.....177-  
178  
MAIN FLDG RAIL ASSY,UPR L,GS32.....177-  
178  
MAIN FLDG RAIL ASSY,UPR RT,32.....177-  
178  
MAIN RAIL RIGID, SQ GS32.....176-178  
MAIN RAIL, FOLDING, GS30.....171-172  
MANIFOLD DOOR ASSY, GS46.....127  
MANIFOLD,200 PSI CHECK VALVE.....197  
MANIFOLD,BRAKE RELEASE.....201  
MANIFOLD,FUNCTION.....195  
MANIFOLD,FUNCTION,2 SPEED.....199  
MANIFOLD,OUTRIGGER OPTION.....215  
MANUAL BOX W/DECALS\*\*\*.....171-172, 178,  
183  
MANUAL,OWNERS,CHARGER,105739.....121  
MODULE TRAY ASSEMBLY W/SYMBOL  
DECALS.....125  
MODULE TRAY ASSEMBLY W/WORD  
DECALS.....125  
MOTOR,ELECTRIC,24VDC 4.5HP.....203  
MOTOR,HYDRAULIC,530,14.0CU.IN\*.....193
- N**  
NIPPLE,DIAGNOSTIC,#4 PORT\*\*\*.....195, 199  
NOTICE,SIDE FRC ANSI2646.....72, 80  
NUT - PLASTIC,RING FOR ALARMS.....109,  
189, 219  
NUT,CASTLE,1.125-18 UNEF...101, 103, 105-  
106  
NUT,COIL (39909).....205  
NUT,LOCKING-LG.FLANGE,1/4-20.....109,  
115, 117, 119, 123, 125, 127, 141, 157-158,  
161-162, 165-166  
NUT,LOCKING-LG.FLANGE,5/16-18.....115,  
117, 119  
NUT,LP NYLOCK,1/4-20...115, 117, 119, 123,  
125, 127, 145, 231, 233  
NUT,LP NYLOCK,3/8-16...170-172, 176-178,  
182-183, 185  
NUT,LP NYLOCK,5/16-18.....170-172, 176-  
178, 182-183  
NUT,NYLOCK,1/2-13.....101, 103, 105-106,  
137, 147  
NUT,NYLOCK,1/4-20.....101, 103, 109, 115,  
117, 119, 125, 141, 145, 149, 153, 157-158,  
161-162, 165-166, 177-178, 182-183, 185,  
187, 219, 233  
NUT,NYLOCK,10-24.....145  
NUT,NYLOCK,10-32...109, 113, 219, 231, 233  
NUT,NYLOCK,3/8-16.....101, 105-106, 111,  
113, 137, 147, 149, 151, 153, 155, 157-158,  
161-162, 165-166, 177-178, 182-183, 185,  
225, 229  
NUT,NYLOCK,5/16-18....119, 223  
NUT,NYLOCK,8-32.....109, 187  
NUT,RETAINER (96008).....127  
NUT,WING 5/16-18.....223  
NUT-COIL SHORT.....195, 199, 215  
NUT-THIN HEAVY HEX, 1/4-20.....119
- O**  
O-RING KIT (ORFS FITTINGS).....195, 199,  
215  
O-RING-4.....209-211  
O-RING-6.....207  
O/R SYSTEM HARNESS, CE.....133-135  
ORIFICE,LONG, .037\*\*\*.....205  
ORIFICE,LONG, .059".....205  
ORIFICE,SHORT, 0.037 INCH.....213  
OUTER ARM ASSY #1, GS46 WORD.....157-  
158, 161-162, 165-166  
OUTER ARM ASSY #1, GS46, SYMBO...157-  
158, 161-162, 165-166  
OUTER ARM ASSY#1,15&19FT WORD...149,  
151, 153, 155  
OUTER ARM ASSY,#1 W/WORD  
DECAL.....165-166  
OUTER ARM ASSY,#1, GS32 SYMBOL...157-  
158, 161-162  
OUTER ARM ASSY,#1, GS32 WORD.....157-  
158, 161-162  
OUTER ARM ASSY,#1,15&19FT SYMB...149,  
151, 153, 155  
OUTLET,110V GFCI\*\*\*.....187  
OVERLAY,O/R PCON,GS3232.....46, 50, 53-  
54, 58, 62, 67-68, 139
- P**  
PCBA,GP03-06,PATRON1.....139  
PCBA,O/R PCON,GS3232.....139  
PCON,O/R CONTROLS,GS3232.....139  
PIN, CHASSIS PIVOT.....149, 151, 153, 155  
PIN, CYLINDER, SHORT....149, 151, 153, 155  
PIN, LINKSET MOUNT, 1".....157-158, 161-  
162, 165-166  
PIN, LINKSET MOUNT, 3/4".....157-158, 161-  
162, 165-166

PIN, LOCK.....170-172, 176-178, 182-183	PLAT ASSY RIGID SWING 1930ANSI.....169-172	PLATE,BRAKE SPACER.....105-106
PIN, LONG, GS46.....157-158, 161-162, 165-166	PLAT ASSY RIGID SWING 1930SMBL.....170-172	PLATE,CWGT,GS32 REAR.....105-106
PIN, LOWER CYL, ROD END...161-162, 165-166	PLAT ASSY RIGID SWING 1932 AUS.....169-172	PLATE,FOOTPAD RING.....213
PIN, LOWER CYLINDER MOUNT....157-158, 161-162, 165-166	PLAT ASSY RIGID SWING 1932 CE.....170-172	P L A T E , H O S E
PIN, MINI, CENTER..149, 151, 153, 155, 161-162	PLAT ASSY, RIGID/CHN,2032 ANSI.....175-178	ROUTG,BULKHEAD(PTD).....101, 103, 109, 157-158, 161-162, 165-166
PIN, POTHOLE LINK PIVOT.....113	PLAT ASSY,FLD/CHN,2032 ANSI SY.....175-178	PLATE,PIPE HOLDER, GS68.....229
PIN, SADDLE CYLINDER MOUNT.....166	PLAT ASSY,FLD/CHN,2032 ANSI WO.....175-178	PLATE,POTHOLE LINK,GS30.....111
PIN, SHORT, GS46.....157-158, 161-162, 166	PLAT ASSY,FLD/SWG 2632 CE SYMB.....176-178	PLATE,REAR COVER.....137
PIN, UPPER CYLINDER MOUNT.....157-158, 166	PLAT ASSY,FLD/SWG 3232 CE SYMB.....176-178	PLATE,SIDE DOOR STOP***.....127
PIN, WIRE LOCK 3/8 X 2 -1/2...171-172, 177-178, 183	PLAT ASSY,FLD/SWG, 2032 AUS WO.....175-178	PLATFORM ASSY,GS2046,ANSI SYM.....181-183
PIN,1.50DIAX8.95LG,1HOLE....149, 151, 153, 155	PLAT ASSY,FLD/SWG,2032 ANSI SY.....176-178	PLATFORM ASSY,GS2046,ANSI&CSA.....181-183
PIN,CLEVIS,.375 X 1.75 LG.....111, 113	PLAT ASSY,FLD/SWG,2032 ANSI WO.....175-178	PLATFORM ASSY,GS2046,AUS.....181-183
PIN,CLEVIS,.625 X 1.56,ZINC PL.....111	PLAT ASSY,FLD/SWG,2032 ANSI SY.....176-178	PLATFORM ASSY,GS2046,CE SYM.....181-183
PIN,CLEVIS,.625 X 1.88,ZINC PL.....111, 113	PLAT ASSY,FLD/SWG,2032 ANSI WO.....175-178	PLATFORM ASSY,GS2646,ANSI SYM.....181-183
PIN,CLEVIS,.75 X 2.....101, 103	PLAT ASSY,FLD/SWG,2032 CE SYMB.....176-178	PLATFORM ASSY,GS2646,ANSI&CSA.....181-183
PIN,CLEVIS,0.75 X 3.25".....103	PLAT ASSY,FLD/SWG,2632 ANSI SY.....176-178	PLATFORM ASSY,GS2646,AUS.....181-183
PIN,COTTER,.125 X .75.....111, 113	PLAT ASSY,FLD/SWG,2632 ANSI WO.....175-178	PLATFORM ASSY,GS2646,CE SYM.....181-183
PIN,COTTER,.156 X 1.75.....103	PLAT ASSY,FLD/SWG,2632 AUS WOR.....175-178	PLATFORM ASSY,GS3246,ANSI SYM.....181-183
PIN,COTTER,.156 X 2.5.....101, 105-106	PLAT ASSY,FLD/SWG,3232 ANSI WO.....175-178	PLATFORM ASSY,GS3246,AUS.....181-183
PIN,MINI END.....149, 151, 153, 155	PLAT ASSY,FLD/SWG,3232 AUS WO.....175-178	PLATFORM ASSY,GS3246,CE SYM.....181-183
PIN,STEER CYLINDER.....101	PLAT ASSY,FLD/SWG,3232 ANSI WO.....175-178	PLATFORM ASSY,GS3246,ANSI&CSA.....181-183
PIPE CRDL,SQ RAILINGS,GS46.....229	PLAT ASSY,FLD/SWG,3232 ANSI WO.....175-178	PLATFORM ASSY,GS3246,AUS.....181-183
PLAT ASSY FOLD CHAIN 1530ANSI.....169-172	PLAT ASSY,FLD/SWG,3232 ANSI WO.....175-178	PLATFORM ASSY,GS3246,CE SYM.....181-183
PLAT ASSY FOLD CHAIN 1530SMBL.....170-172	PLAT ASSY,FLD/SWG,3232 AUS WO.....175-178	PLATFORM CONTROL BOX GEN 5.....189
PLAT ASSY FOLD CHAIN 1930ANSI.....169-172	PLAT ASSY,FLD/SWG,3232 SYMBOLS...176-178	PLATFORM MOUNT ASSY, 15 FT.....147
PLAT ASSY FOLD CHAIN 1930SMBL.....170-172	PLAT ASSY,RIGID/CHN,2032 ANSI.....175-178	PLATFORM MOUNT ASSY, 19 FT.....147
PLAT ASSY FOLD SWING 1530ANSI.....169-172	PLAT ASSY,RIGID/SWG, 2032 ANSI.....175-178	PLATFORM MOUNT ASSY, GS32&46.....147
PLAT ASSY FOLD SWING 1530SMBL.....169-172	PLAT ASSY,RIGID/SWG, 2032 AUS.....175-178	PLUG AND CAP KIT-SERVICE,ORFS* .....195, 199, 215
PLAT ASSY FOLD SWING 1532 AUS.....169-172	PLAT ASSY,RIGID/SWG,2032 ANSI.....175-178	PLUG,1/4"SERIES,3/8 P-LOCK*** .....221
PLAT ASSY FOLD SWING 1532 CE.....170-172	PLAT ASSY,RIGID/SWG, 2032 ANSI.....175-178	PLUG,ELECTRICAL,220/50,NOVON.....187
PLAT ASSY FOLD SWING 1930ANSI.....169-172	PLAT ASSY,RIGID/SWG,2032 ANSI.....175-178	PLUG,ELECTRICAL,DOMESTIC.....187
PLAT ASSY FOLD SWING 1930SMBL.....170-172	PLAT CONTROL CIRCT BRD ASSY G5.....189	PLUG,FLG INLET,15A/125V,2PWGD.....187
PLAT ASSY FOLD SWING 1932 AUS.....169-172	PLAT ENTRY ASSY,RIGID GS30.....185	PLUG,FUSED,250V,13AMP,U.K.**.....187
PLAT ASSY FOLD SWING 1932 CE.....170-172	PLAT EXT DECK ASSY,GS30.....171-172	PLUG,HEX SOCKET,090109B-4.....207, 209-211
PLAT ASSY RIGID CHAIN 1530ANSI.....169-172	PLAT MAIN DECK ASSY,1530 ANSI.....171-172	PLUG,PWR,UK,16AMP,3PIN,BLK.....187
PLAT ASSY RIGID CHAIN 1530SMBL.....169-172	PLAT MAIN DECK ASSY,1530 SMBL.....171-172	POT HOLE GUARD,LT,WLDMT.....111
PLAT ASSY RIGID CHAIN 1930ANSI.....169-172	PLAT MAIN DECK ASSY,1532 AUS.....171-172	POT HOLE GUARD,RT,WLDMT.....111
PLAT ASSY RIGID CHAIN 1930SMBL.....170-172	PLAT MAIN DECK ASSY,1532 CE.....171-172	POTHLE BELL CRNK LINK ASSYGS30...111, 113
PLAT ASSY RIGID SWING 1530ANSI.....169-172	PLAT MAIN DECK ASSY,1930 ANSI.....171-172	POWER CORD, IEC 320 BLANK.....187
PLAT ASSY RIGID SWING 1530SMBL.....169-172	PLAT MAIN DECK ASSY,1930 SMBL.....171-172	POWER CORD, IEC 320, 115".....121
PLAT ASSY RIGID SWING 1532 AUS.....169-172	PLAT MAIN DECK ASSY,1932 AUS.....171-172	POWER CORD, UK 110.....121
PLAT ASSY RIGID SWING 1532 CE.....170-172	PLAT MAIN DECK ASSY,1932 CE.....171-172	POWER CORD,NOVON*** .....121
PLAT ASSY RIGID SWING 1532 AUS.....169-172	PLATE, AC ADAPTER(AUS).....187	POWER CORD,UK-HIGH VOLTAGE*** .....121
PLAT ASSY RIGID SWING 1532 CE.....170-172	PLATE, INVERTER MOUNT.....225, 227	POWER CORD,US 110*** .....121
PLAT ASSY RIGID SWING 1532 CE.....170-172	PLATE, LIMIT SWITCH MOUNT.....109	PRTY,FLOW CNTRL VALVE,.75 GPM.....195, 199
PLAT ASSY RIGID SWING 1532 CE.....170-172	PLATE, PIN RETAINER.....165-166	PUMP,4CC GEAR,CCW.....203
PLAT ASSY RIGID SWING 1532 CE.....170-172	PLATE, POTHOLE LINK.....113	PUMP,4CC GEAR,CCW***.....203
PLAT ASSY RIGID SWING 1532 CE.....170-172	PLATE, SHEAR, OUTRIGGER.....137	PUSH RETAINER, 1/2" SCREW.....137
PLAT ASSY RIGID SWING 1532 CE.....170-172	PLATE,AC ADAPTER(ANSI/CSA).....187	
PLAT ASSY RIGID SWING 1532 CE.....170-172	PLATE,AC ADAPTER,DIN/UK***.....187	<b>Q</b>
PLAT ASSY RIGID SWING 1532 CE.....170-172	PLATE,BEACON MOUNT.....219	QUICK DISCONNECT CASING,BATT**.....119
		<b>R</b>
		RAIL- GS46 PLAT, MAINDECK.....182-183
		RAIL-GS46 PLAT, MAINDECK.....182-183

## Part Description Index (continued)

RECEPTACLE CONT.....123, 125	ANTIBACKOUT,18	SCREW,HHC,3/8-16 X 2.75.....149, 151, 153, 155, 162, 229	SPRING,HAND PUMP ROD.....201	
RECEPTACLE, DIN, 220V 50A.....187		SCREW,HHC,3/8-16 X 3...157-158, 161-162, 165-166	SPRING-BRUSH,40844, SCISSORS.....203	
RECEPTACLE,ANTI-BACKOUT.....123, 125		SCREW,HHC,5/16-18 X 1.25.....117	STD CONTROL HARNESS, SLAB....129-130, 133-135	
RECEPTACLE,FEMALE 18 CONT.....123, 125		SCREW,HHC,5/16-18 X 2.....223	STRAP,NYLON,1.0 IN. BLACK....229	
RECEPTACLE,FEMALE,36 CONTACT.....123, 125		SCREW,PHIL,10-24 X .75.....123	STROBE,BEACON W/O HARDWARE***....219	
RELAY,24VDC,40/30A,SEALED***.....123, 129-130		SCREW,PHIL,8-32X.50,SELF TAP.....187	STROBE,BEACON, AC COMP 12-80V.....219	
RELAY,24VDC,40/30A,SLD W/BRKT*.....125, 133-135, 219		SCREW,PHILLIPS,PHM,10-32 X .38.....119	STUD, 1/4 TURN, .35 LONG.....127	
RIGHT EXT RAIL, GS46.....183		SCREW,PHILLIPS,PHM,10-32 X .75.....125, 219	SVC KIT,UK RECEPT.REPLACEMENT.....187	
RIGHT EXT. RAIL, GS46 (WORD).....183		SCREW,PHILLIPS,PHM,10-32X 1.75.....113	SWING GATE ASSY, 3246 CE SYMB.....182-183	
RIGID EYE SNAP.....176-178, 185		SCREW,PHILLIPS,PHM,6-32 X .75.....187	SWING GATE ASSY, GS2032 CE.....177-178	
RIVET,ALUM,STL.,188 X .250...171-172, 177-178, 183		SCREW,PHILLIPS,PHM,8-32 X .5.....187	SWING GATE ASSY, GS2032 CESYMB...177-178	
RIVET,STL,ST.MAN,P,.125 X .25.....127		SCREW,PHILLIPS,PHM,8-32 X 2.5**.....127	SWING GATE ASSY, GS2046,CE SYM....182-183	
RIVET,STL,STL.,188 X .45.....170-172, 176-178, 182-183		SCREW,PHILLIPS,RHM,10-32 X 1.5.....231, 233	SWING GATE ASSY, GS2632 CE IND.....177-178	
ROD END,.250 X 2.75 LG.....101, 149, 151, 153, 155, 157-158, 161-162, 165-166		SCREW,RHM,10-32 X 1.5.....109	SWING GATE ASSY, GS2632 CE SYM....177-178	
ROD END,.375 X 3.69.....155, 157-158, 161-162, 165-166		SCREW,RHM,6-32 X .5.....187	SWING GATE ASSY, GS46 WELD.....182-183	
ROLLER ARM,LIMIT SWITCH***.....109, 111, 113, 231, 233		SCREW,SHC,3/8-24 X 1.25".....203	SWING GATE ASSY,1530 CE INDOOR.....185	
ROLLER BRACKET ASSY, GRND CNTR.....170-172, 176-178, 182-183		SCREW,SHEETMETAL#4X.38.....139	SWING GATE ASSY,1532 CE.....185	
ROLLER,PLATFORM EXTENSION...170-172, 176-178, 182-183		SCREW,SHS,5/16-18 X .25.....170-172, 176-178, 182-183	SWING GATE ASSY,1930 CE INDOOR.....185	
RUE RING,3/4 PIN.....103, 111, 113		SEAL KIT (105545).....205	SWING GATE ASSY,1932 CE.....185	
RUE RING,5/8 PIN.....111, 113		SEAL KIT (105546).....205	SWING GATE ASSY,GS2046,CE SYMB...182-183	
<b>S</b>				SWING GATE ASSY,GS2646 CE SYMB...182-183
SAFETY CHOCK,SCISSOR.....149, 151, 153, 155, 157-158, 161-162		SEAL KIT (96579).....205	SWING GATE ASSY,GS2646 CE SYM....182-183	
SAFETY CHOCK-SCISSOR.....165-166		SEAL KIT (96628).....205	SWING GATE ASSY,GS2646, CE SYM....182-183	
SCREW, YOKE LOCK ALL SLABS.....101, 103		SEAL KIT FOR 105628.....213	SWING GATE ASSY,GS30/32**.....177-178, 185	
SCREW,BHHS,1/4-20 X .75.....109, 123, 125, 127		SEAL KIT, VALVE.....195, 199, 205, 213, 215	SWING GATE ASSY,GS32,COMPLETE...177-178	
SCREW,BHHS,3/8-16 X .75.....127		SEAL KIT,39909,PLAT LWR VALVE*.....205	SWING GATE ASSY,GS3246, CE SYM....182-183	
SCREW,FHS,1/4-20 X 2.25.....213		SEAL KIT,BOSCH PUMP.....203	SWING GATE KIT,1530 CE INDOORS.....185	
SCREW,HEX HD,NO SLOT,#14X.50.....119		SEAL KIT,BOSCH PUMP***.....203	SWING GATE KIT,1532 CE.....185	
SCREW,HHC,1/2-13 X 3.5.....101, 103, 105-106		SEAL KIT,HAND PUMP***.....201	SWING GATE KIT,1930 CE INDOORS.....185	
SCREW,HHC,1/2-13 X 5 GR5, PLT.....105-106		SEAL KIT,LIFT PUMP,BARNES**.....203	SWING GATE KIT,1932 CE.....185	
SCREW,HHC,1/4-20 X .5.....205, 231, 233		SEAL KIT,O/R CYLINDER***.....213	SWING GATE KIT,GS30.....185	
SCREW,HHC,1/4-20 X .625.....219		SEAL KIT,PUMP,PARKER (228192).....203	SWITCH,LIMIT,W/ROLLER ARM.....109	
SCREW,HHC,1/4-20 X .75.....115, 123, 125, 139, 189, 225, 227		SEAL KIT,RC SERIES DR MOTOR**.....193	SWITCH,LIMIT,W/ROLLER ARM***.....109, 111, 113, 231, 233	
SCREW,HHC,1/4-20 X 1.....101, 123, 137		SEAL KIT,STEER CYLINDER(96077).....193		
SCREW,HHC,1/4-20 X 1 W/PATCH.....137		SEAL KIT-FOR P.N.44167.....195, 199		
SCREW,HHC,1/4-20 X 1.25.....119, 149, 153, 157-158, 161-162, 165-166		SEAL KIT-LIFT CYL(96192).....205		
SCREW,HHC,1/4-20 X 1.5.....117, 119, 141, 165-166		SEAL KIT-P.N.44169,44172,44171.....195, 199, 215		
SCREW,HHC,1/4-20 X 1.75.....109		SENSOR,LEVEL, ANALOG.....145		
SCREW,HHC,1/4-20 X 2...177-178, 182-183, 185		SERVICE KIT,INVERTER 800W***.....227		
SCREW,HHC,1/4-20 X 3.5.....231		SLEEVE,TANK SUPPORT.....123, 125		
SCREW,HHC,1/4-20X3.25,GR8.....101, 103		SLIDER, UHMW.....147		
SCREW,HHC,3/8-16 X .75.....101, 103, 171-172, 178, 183		SLIDER, MINI PLATFORM,DRILLED**.....147		
SCREW,HHC,3/8-16 X 1.50,GR5.....149, 151, 153, 155, 157-158, 161-162, 165-166		SLIDER,UHMW.....147		
SCREW,HHC,3/8-16 X 2...170-172, 176-178, 182-183, 185		SNAP RING,EXTERNAL,1.25 DIA.**.....149, 151, 153, 155, 161-162		
SCREW,HHC,3/8-16 X 2.5.....149, 151, 153, 155, 172, 177-178, 185		SNAP RING,EXTERNAL,1.5 DIA***...157-158, 161-162, 165-166		
		SPACER, .35ID X .785OD X .435.....223		
		SPACER,.75ID X 1.5OD X 1/4THK.....113		
		SPACER,1/4ID X 1/2OD X .313.....233		
		SPACER,NY.12IDX.25ODX.188.....139		
		SPACER-DUAL COIL,#10, SCISSORS.....199, 215		
		SPACER-DUAL COIL,#8***.....199		
		SPRING CLIP, 10-24.....123		
		SPRING CLIP,1/4 TURN,.188PANEL.....127		
		SPRING CLIP,1/4-20,.025-.15X.5.....109, 123, 125, 127, 137, 227		
		SPRING,COMPRESSION .835 X 2...177-178, 182-183, 185		
		SPRING,COMPRESSION.485 X1.75**.....109, 170-172, 176-178, 182-183		

**T**

T-BOX,2.75 X 4.5 X 2.0.....187
TANK,HYD, SLAB SCISSORS.....123, 125
TAPE, NON-SKID, DIE CUT, 1.38X1.5.....170-172, 176-178, 182-183
TAPE, NON-SKID, DIE CUT, 4"X 16"....171-172, 177-178, 183
TAPE, NON-SKID, DIE CUT, 4"X 32"....171-172, 177-178, 183
TAPE, NON-SKID, DIE CUT, 4"X 40"....171-172, 177-178, 183
TEE,RUN 070432-6*****.....210-211
TEE, UNION, 070401-4.....217
THREADED ROD,(1/4-20),25.50.....115, 117, 119
TIE ROD ASSEMBLY.....101
TIE ROD ASSEMBLY, GS32.....103
TIE ROD ASSY, GS46.....103
TRAVEL ALARM ACC, SLAB.....219
TUBE, ASSY, DRAW...123, 125, 207, 210-211
TUBE, ASSY, RETURN.....123, 125, 207, 211
TUBE, DRAW.....125
TUBE, ENTRY SWING, GS32.....177-178



TUBE, RETURN.....123	WELDMENT, CABLE BRIDGE, 2 ARMS...149, 153	WLDMT,CABLE BRIDGE,BOTTOM.....157-158, 162, 166
TUBE, VERT, FOLDING.....171-172, 177-178	WELDMENT, CHAIN GATE.....178	WLDMT,CABLE BRIDGE,BOTTOM,3246...166
TUBING,PVC,1",BLACK***.....176-178, 185	WELDMENT, LINK, SINGLE.....149, 151, 153, 155	W L D M T , C A B L E BRIDGE,BOTTOM,MINI.....151, 155
TURN SWITCH ACTUATOR,JOYSTICK**....191	WELDMENT, POT HOLE, LEFT SIDE.....113	WLDMT,CABLE BRIDGE,LOWER,MINI.....151, 155
<b>U</b>		
U-BOLT, SQR, 3/8-16X2X5, PLTD.....229	WELDMENT, POT HOLE, RIGHT SIDE.....113	WLDMT,GS32/46 LADDER***.....105-106
<b>V</b>		
VALVE, DYN. BRAKING, GS32/46.....199	WELDMENT, STR YOKE, 30 MINI LT.....101	WLDMT,LNK,INNER #3,32XX.....166
VALVE,CARTRIDGE***.....205	WELDMENT, STR YOKE, 30 MINI RT.....101	WLDMT,LNK,OUT #3-20XX,#5-32XX.....157-158, 165-166
VALVE,CHECK,IWP-S/CWP PWR ASSI.....195	WELDMENT, STR YOKE, 32 MINI LT.....101	WLDMT,LNK,OUTER #2,#3,#4.....157-158, 161-162, 165-166
VALVE,CHECK,PILOT OPERATED.....213	WELDMENT, STR YOKE, 32 MINI RT.....101	WLDMT,LNK,OUTER #4,26XX.....161-162
VALVE,DIFF.AREA RELIEF,50PSI.....199	WELDMENT,20XX LADDER.....105-106	WLDMT,LNK,OUTER #4,26XX,LEFT.....161-162
VALVE,HAND PUMP ASSEMBLY***.....201	WELDMENT,CABLE BRIDGE***.....166	WLDMT,LOCKING ROLLER SUPPORT...170-172, 176-178, 182-183
VALVE,PILOT OPERATED ASSEMBLY*.....201	WELDMENT,CABLE BRIDGE, TOP,32XX.....166	WLDMT,PLATFORM SLIDER.....147
VALVE,RELIEF,3500PSI***.....215	W E L D M E N T , C A B L E BRIDGE, TOP,MINI.....151, 155	WLDMT,POTHOLE,LT,OR.....113
VALVE,SOLENOID 2 POS, 2 WAY.....213	WELDMENT,CABLE BRIDGE HOOK.....157-158, 162, 165-166	WLDMT,POTHOLE,RT,OR.....113
VALVE,SOLENOID,3P,4W,NO COILS.....195	WELDMENT,CABLE BRIDGE,SHORT.....157-158, 162, 166	WLDMT,STEER YOKE,LT,GS32/46.....103
VALVE,SOLENOID,3POS 4WAY.....195, 199	WELDMENT,CONTROLLER BRACKET.....139	WLDMT,STEER YOKE,RT,GS32/46.....103
VALVE,SOLENOID,3POS4WAY,GS68.....215	WELDMENT,LINK PLATFORM MNT***.....149, 151, 153, 155	WLDMT/ASSY, PH GUIDE,GS30/32.....111, 113
VALVE,W/NC SOLENOID,MANUAL***.....205	WELDMENT,ROLLER BRACKET,LT***.....171-172, 178, 183	WLDMT/ASSY,PH GUIDE,GS46.....113
VALVE-RELIEF, 3700 PSI #8**.....195, 199	WELDMENT.CABLE BRIDGE, TOP...157-158, 162, 166	WLDT, HALF GATE CATCH, GS32.....177-178
VALVE-RELIEF,2500PSI.....205	WHEEL & TIRE ASSY LP,15".....103	WORKLIGHT ACCESSORY,GS15XX.....223
VALVE-SOLENOID, 2POS 4 WAY.....195, 199	WHEEL & TIRE ASSY,LP,12***.....101	WORKLIGHT ACCESSORY,GS19/20XX.....223
VALVE-SOLENOID,2POS 4WAY**.....199	WIRE ASSEMBLY,GS2646/GS2632.....130	WORKLIGHT ACCESSORY,GS26XX.....223
<b>W</b>		
WASHER,FLAT, 1.27 X 2.13 X .13.....149, 151, 155, 161-162	WIRE ASSEMBLY,PLAT/CHASS, 20XX....134-135	WORKLIGHT ACCESSORY,GS32XX.....223
WASHER,FLAT,.375 X 1.5 X .125.....103	WIRE ASSEMBLY,PLAT/CHASS, 26XX....134-135	WORKLIGHT BRACKET.....223
WASHER,FLAT,.75 HARDENED.....115, 117, 119	WIRE ASSEMBLY,PLAT/CHASS, 32XX....130, 134-135	WORKLIGHT CABLE,GS15XX.....223
WASHER,FLAT,MS,#10,Y.....113, 231, 233	WIRE ASSEMBLY,PLAT/CHASS, 15XX.....130, 134-135	WORKLIGHT CABLE,GS19/20XX.....223
WASHER,FLAT,MS,#8,Y.....109	WIRE ASSEMBLY,PLAT/CHASS,19XX.....130, 134-135	WORKLIGHT CABLE,GS26XX.....223
WASHER,FLAT,USS,1/4"Y.....115, 117, 119, 123, 125, 137, 141, 165-166, 177-178, 182-183, 185, 219, 227, 231	WIRE ASSEMBY,PLAT/CHASS,GS3246....130	WORKLIGHT CABLE,GS32XX.....223
WASHER,FLAT,USS,3/8",Y.....101, 105-106, 113, 170-172, 176-178, 182-183, 229	WIRE ASSY, OR SYS.....129-130	WORKLIGHT PIGTAIL ASSY.....223
WASHER,FLAT,USS,5/16",Y.....111, 113, 119, 172, 177-178, 185	WIRE ASSY,CHAS TO PLAT,GS3232.....134-135	WORKLIGHT,24V,COIL CORD.....223
WASHER,LOCK,.25..115, 119, 123, 125, 137, 139, 157-158, 161-162, 165-166, 189, 205, 231	WIRE ASSY,CONTROLLER CABLE.....139	
WASHER,LOCK,.313.....223	WIRE ASSY,ECU TO CHASSIS,GS30.....129-130, 133-135	
WASHER,LOCK,.375.....170-172, 176-178, 182-183, 203	WIRE ASSY,OR SYS.....133-135	
WASHER,LOCK,INTERNAL TOOTH,3/8.....127	WIRE ASSY,PLAT TO CHAS,GS20XX.....130	
WASHER,SCIS ARM,1.54X2.00X.125.....153, 157-158, 161-162, 165-166	WIRE ASSY,PLAT/CHASS,GS3232.....130	
WASHER,SHIM,.625 X 1.188X.064....111, 113	WIRE CABLE,14/3 CON.TPE JKT*...130, 134-135, 187	
WASHER,SHIM,.765X1.312 X.093**.....111, 113	WIRE CAP,ORANGE.....187	
WASHER,STAR,EXTERNAL,#8.....187	WLDMT,CABLE BRIDGE,LOWER.....158, 162, 166	
WASHER,STAR,EXTERNAL,.375.....113	WLDMT, ENTRY SIDERAIL, LT.....182-183	
WASHER,THRUST, GS.....101, 103	WLDMT, ENTRY SIDERAIL, RT.....182-183	
WASHER,THRUST,.63 X 1.13 X .06...111, 113	WLDMT, EXT DECK LWR RAIL.....171-172	
WEAR PAD, PLATFORM POINTER.....233	WLDMT, FORMING, HALFGATE CATCH.....172, 185	
WEAR PAD,PLATFORM.....171-172, 176-178, 182-183	WLDMT, LOWER EXT RAIL.....178	
WEAR/GUIDE PAD MAIN PLATFORM.....171-172, 176-178, 182-183	WLDMT, MAIN SIDERAIL, UPPER,RT.....171-172	
WELDMENT, 1532 COUNTERWT, CE.....105-106	WLDMT, MAIN SIDERAIL,UPPER,LFT.....171-172	
WELDMENT, CABLE BRIDGE, 1 ARMS...149, 153	WLDMT, OUTRIGGER, FRONT.....137	
	WLDMT, OUTRIGGER, LR.....137	
	WLDMT, OUTRIGGER, RR.....137	

## Fitting Cross References

Genie PN	Parker PN	Description	Genie PN	Parker PN	Description
12342	6-4 F5OX-S	CONNECTOR,STRAIGHT THREAD TO FLARE TUBE	42794	1 CR-S	ELBOW,90°,MALE PIPE
13757	4 R6X-S	RUN TEE,SWIVEL NUT,ORFS	42795	BV-0839	BALL VALVE
19685	12-10 C5OX-S	ELBOW,90°,STRAIGHT THREAD TO FLARE TUBE	42796	BV-0838	BALL VALVE
22664	12-10 C5OX	ELBOW,90°,STRAIGHT THREAD TO FLARE TUBE	42874	6-8 CLO-S	ELBOW,90°,MALE PIPE TO ORFS
27431	8-12 F5OX-S	CONNECTOR,STRAIGHT THREAD TO FLARE TUBE	42912	13943-6-4	HOSE END,90° FEMALE SWIVEL,JIC
28678	AS-B-33	SLEEVE,NYLON,1.81" ID	42920	BV-0840	BALL VALVE,90°
39871	6 WETX-WLN-S	UNION,90° BULKHEAD W/NUT,FLARE TUBE	42932	AS-B-17	SLEEVE,NYLON,1.22" ID
39872	4 R5OX-S	RUN TEE,STRAIGHT THREAD	42936	10243-2-4	HOSE END,FEMALE PIPE
39873	6 C5OX-S	ELBOW,90°,STRAIGHT THREAD TO FLARE TUBE	42953	1/2 DD-S	ELBOW,90°,FEMALE PIPE
39874	8-6 C5OX-S	ELBOW,90°,STRAIGHT THREAD TO FLARE TUBE	42956	6 WELO-WLNL-S	UNION,90° BULKHEAD W/NUT,ORFS
39875	4-6 C5OX-S	ELBOW,90°,STRAIGHT THREAD TO FLARE TUBE	45349	8 V5OX-S	ELBOW,45°,STRAIGHT THREAD TO FLARE TUBE
39876	6-8 C5OX-S	ELBOW,90°,STRAIGHT THREAD TO FLARE TUBE	45351	4 V5OX-S	ELBOW,45°,STRAIGHT THREAD TO FLARE TUBE
39877	4 F5OX-S	CONNECTOR,STRAIGHT THREAD TO FLARE TUBE	47223	10343-6-6	HOSE END,MALE,JIC
39878	6 F5OX-S	CONNECTOR,STRAIGHT THREAD TO FLARE TUBE	47419	PS690503-6-6	SWIVEL,90°,STRAIGHT THREAD TO 37° FLARE
39879	4-8 F5OX-S	CONNECTOR,STRAIGHT THREAD TO FLARE TUBE	48750	421-4	HOSE,1/4 INCH ID
39880	6-10 F5OX-S	CONNECTOR,STRAIGHT THREAD TO FLARE TUBE	48751	481TC-4	HOSE,1/4 INCH ID
39881	4-6 F5OX-S	CONNECTOR,STRAIGHT THREAD TO FLARE TUBE	48752	482TC-4	HOSE,1/4 INCH ID
39882	4-HP5ON-S	PLUG,STRAIGHT THREAD	48753	451TC-6	HOSE,3/8 INCH ID
39883	8-8 FTX-S	CONNECTOR,MALE PIPE TO FLARE TUBE	48754	482TC-6	HOSE,3/8 INCH ID
39885	269HB 12-12	ELBOW,90°,BEADED HOSE BARB TO MALE PIPE	48755	381-6	HOSE,3/8 INCH ID
39886	431-6	HOSE,3/8 INCH ID	48756	451TC-8	HOSE,1/2 INCH ID
39887	540N-2	HOSE,1/8 INCH ID	48757	482TC-8	HOSE,1/2 INCH ID
39888	801-8	HOSE,1/2 INCH ID	48758	381-8	HOSE,1/2 INCH ID
39889	801-12	HOSE,3/4 INCH ID	48759	381-10	HOSE,5/8 INCH ID
39890	10643-6-6	HOSE END,FEMALE SWIVEL,JIC	48760	451TC-10	HOSE,5/8 INCH ID
39891	13943-6-6	HOSE END,90° FEMALE SWIVEL,JIC	48761	482TC-12	HOSE,3/4 INCH ID
39892	13743-6-6	HOSE END,45° FEMALE SWIVEL,JIC	48762	451TC-12	HOSE,3/4 INCH ID
39894	30682-8-8	HOSE END,FEMALE SWIVEL,JIC	48763	772-12	HOSE,3/4 INCH ID
39895	30682-10-12	HOSE END,FEMALE SWIVEL,JIC	48764	881-16	HOSE,1 INCH ID
42286	8-8 CTX-S	ELBOW,90°,MALE PIPE TO FLARE TUBE	48765	772-16	HOSE,1 INCH ID
42756	8-12 CLO-S	ELBOW,90,MALE PIPE TO ORFS	48766	AS-B-15	SLEEVE,NYLON,1.06" ID
42757	8-12 FLO-S	CONNECTOR,MALE PIPE TO ORFS	48767	AS-B-22	SLEEVE,NYLON,1.42" ID
42758	4 JLO-S	UNION TEE,ORFS	48770	881-8	HOSE,1/2 INCH ID
42759	4-4 FLO-S	CONNECTOR,MALE PIPE TO ORFS			
42760	6-8 FLO-S	CONNECTOR,MALE PIPE TO ORFS			
42761	1J143-6-4	HOSE END,90° FEMALE SWIVEL,SEAL LOK			
42762	1J743-6-4	HOSE END,45° FEMALE SWIVEL,SEAL LOK			
42768	1JO43-4-4	HOSE END,MALE,SEAL LOK			
42776	601-8	HOSE,1/2 INCH ID			
42777	1J743-16-16	HOSE END,45° FEMALE SWIVEL,SEAL LOK			
42786	16 CLO-S	ELBOW,90°,MALE PIPE TO ORFS			
42787	16 R6LO-S	RUN TEE,SWIVEL NUT,ORFS			
42788	16-8 TRLO-BL-S	REDUCER,TUBE END TO SWIVEL,ORFS			
42789	6-6 CLO-S	ELBOW,90°,MALE PIPE TO ORFS			
42790	8-10 V5OLO-S	ELBOW,45°,STRAIGHT THREAD TO ORFS			
42791	3/4 CD-S	ELBOW,90°,MALE TO FEMALE PIPE			
42792	3/4 X 1/2 PTR-S	REDUCER,MALE TO FEMALE PIPE			
42793	1/2 CR-S	ELBOW,90°,MALE PIPE			

Fitting Cross References (Continued)

Genie PN	Parker PN	Description
48771	881-10	HOSE,5/8 INCH ID
48772	381-4	HOSE,1/4 INCH ID
48773	AS-B-13	SLEEVE,NYLON,.86" ID
48800	1JC43-4-4	HOSE END,FEMALE SWIVEL,SEAL LOK
48801	1J743-4-4	HOSE END,45° FEMALE SWIVEL,SEAL LOK
48802	1J943-4-4	HOSE END,90° FEMALE SWIVEL,SEAL LOK
48804	1JM43-4-4	HOSE END,MALE,SEAL LOK, NO O-RING
48805	10643-4-4	HOSE END,FEMALE SWIVEL,JIC
48806	13943-4-4	HOSE END,90° FEMALE SWIVEL,JIC
48807	1JS43-4-4	HOSE END,FEMALE SWIVEL,SEAL LOK
48808	3JC82-8-8	HOSE END,FEMALE SWIVEL,SEAL LOK
48809	3JC82-12-12	HOSE END,FEMALE SWIVEL,SEAL LOK
48810	1JC43-6-4	HOSE END,FEMALE SWIVEL,SEAL LOK
48811	1J943-6-4	HOSE END,90° FEMALE SWIVEL,SEAL LOK
48812	1JC43-6-6	HOSE END,FEMALE SWIVEL,SEAL LOK
48813	1J143-6-6	HOSE END,90° FEMALE SWIVEL,SEAL LOK
48814	1J543-6-6	HOSE END,90° FEMALE SWIVEL,SEAL LOK
48815	1J743-6-6	HOSE END,45° FEMALE SWIVEL,SEAL LOK
48816	1J943-6-6	HOSE END,90° FEMALE SWIVEL,SEAL LOK
48817	1JS43-6-8	HOSE END,FEMALE SWIVEL,SEAL LOK
48818	1J943-8-4	HOSE END,90° FEMALE SWIVEL,SEAL LOK
48819	1JC43-8-6	HOSE END,FEMALE SWIVEL,SEAL LOK
48820	1J743-8-6	HOSE END,45° FEMALE SWIVEL,SEAL LOK
48821	1J943-8-6	HOSE END,90° FEMALE SWIVEL,SEAL LOK
48822	1JC43-8-8	HOSE END,FEMALE SWIVEL,SEAL LOK
48823	1JS43-8-8	HOSE END,FEMALE SWIVEL,SEAL LOK
48824	1J143-8-8	HOSE END,90° FEMALE SWIVEL,SEAL LOK
48825	1J543-8-8	HOSE END,90° FEMALE SWIVEL,SEAL LOK
48826	1J743-8-8	HOSE END,45° FEMALE SWIVEL,SEAL LOK
48827	1J943-8-8	HOSE END,90° FEMALE SWIVEL,SEAL LOK
48828	1JC43-10-8	HOSE END,FEMALE SWIVEL,SEAL LOK
48829	1JS43-10-8	HOSE END,FEMALE SWIVEL,SEAL LOK
48830	1J743-10-8	HOSE END,45° FEMALE SWIVEL,SEAL LOK
48831	1J943-10-8	HOSE END,90° FEMALE SWIVEL,SEAL LOK
48833	1JC43-10-10	HOSE END,FEMALE SWIVEL,SEAL LOK
48834	1J943-10-10	HOSE END,90° FEMALE SWIVEL,SEAL LOK
48835	1JS43-10-12	HOSE END,FEMALE SWIVEL,SEAL LOK
48836	1JC43-12-8	HOSE END,FEMALE SWIVEL,SEAL LOK
48837	1JS43-12-8	HOSE END,FEMALE SWIVEL,SEAL LOK
48838	1J743-12-8	HOSE END,45° FEMALE SWIVEL,SEAL LOK
48839	1J943-12-8	HOSE END,90° FEMALE SWIVEL,SEAL LOK
48840	1J943-12-10	HOSE END,90° FEMALE SWIVEL,SEAL LOK
48841	1JC43-12-12	HOSE END,FEMALE SWIVEL,SEAL LOK
48842	1JO43-12-12	HOSE END,MALE,SEAL LOK
48843	1J143-12-12	HOSE END,90° FEMALE SWIVEL,SEAL LOK
48844	1J543-12-12	HOSE END,90° FEMALE SWIVEL,SEAL LOK
48845	1J743-12-12	HOSE END,45° FEMALE SWIVEL,SEAL LOK
48846	1J943-12-12	HOSE END,90° FEMALE SWIVEL,SEAL LOK

Genie PN	Parker PN	Description
48847	13943-12-12	HOSE END,90° FEMALE SWIVEL,JIC
48848	10543-12-12	HOSE END,MALE,STRAIGHT THREAD
48849	1JC71-12-12	HOSE END,FEMALE SWIVEL,SEAL LOK
48850	1JS71-12-12	HOSE END,FEMALE SWIVEL,SEAL LOK
48851	1J171-12-12	HOSE END,90° FEMALE SWIVEL,SEAL LOK
48852	1J771-12-12	HOSE END,45° FEMALE SWIVEL,SEAL LOK
48853	1J971-12-12	HOSE END,90° FEMALE SWIVEL,SEAL LOK
48854	1JC43-16-16	HOSE END,FEMALE SWIVEL,SEAL LOK
48855	1J943-16-16	HOSE END,90° FEMALE SWIVEL,SEAL LOK
48856	1J171-16-16	HOSE END,90° FEMALE SWIVEL,SEAL LOK
48857	1J971-16-16	HOSE END,90° FEMALE SWIVEL,SEAL LOK
48859	1JS43-8-4	HOSE END,FEMALE SWIVEL,SEAL LOK
48867	PD36BTL	DIAGNOSTIC NIPPLE,SEAL-LOK SWIVEL
48873	6 PNLO-S	PLUG,TUBE END,ORFS
48874	6 PNTX-S	PLUG,FLARE TUBE
48875	6 R6LO-S	RUN TEE,SWIVEL NUT,ORFS
48877	4 F5OLO-SW.025	CONNECTOR,STRAIGHT THREAD TO ORFS, W/.025 ORI
48878	16-12 C5OLO-S	ELBOW,90°,STRAIGHT THREAD TO ORFS
48879	8 C6LO-S	ELBOW,90°,SWIVEL NUT ORFS
48880	PD6-285	CAP,DIAGNOSTIC NIPPLE
48881	6 HLO-S	UNION,ORFS
48883	8 P5ON-S	PLUG,STRAIGHT THREAD
48884	8M18F87OMLO-S	CONNECTOR,METRIC,STRAIGHT THREAD TO ORFS
48885	4 WGTX-WLN-S	CONNECTOR,BULKHEAD,FEMALE PIPE TO FLARE TUBE
48886	4 F5OLO-SW/2MM	CONNECTOR,MACHINED STRAIGHT THREAD TO ORFS
48887	4 CTX-S	ELBOW,90°,MALE PIPE TO FLARE TUBE
48888	10-12 V5OLO-S	ELBOW,45°,STRAIGHT THREAD TO ORFS
48890	4 S5OLO-S	BRANCH TEE,STRAIGHT THREAD TO ORFS
48891	4 S6LO-S	BRANCH TEE,SWIVEL NUT TO ORFS

## Fitting Cross References (Continued)

Genie PN	Parker PN	Description	Genie PN	Parker PN	Description
48892	6 C6LO-S	ELBOW,90°,SWIVEL NUT ORFS	48938	8 R6LO-S	RUN TEE,SWIVEL NUT,ORFS
48893	6 F5OHAO-S	UNION,STRAIGHT THREAD	48939	8 S6LO-S	BRANCH TEE,SWIVEL NUT TO ORFS
48894	8 WLO-WLNL-S	UNION,BULKHEAD,ORFS	48940	8 WJLO-WLNL-S	RUN TEE, BULKHEAD,ORFS
48895	DT-370-MSMO-5	VALVE,CHECK	48941	8-4 TRLO-S	REDUCER,TUBE END TO SWIVEL,ORFS
48896	6 JLO-S	UNION,TEE,ORFS	48942	8-6 C5OLO-S	ELBOW,90°,STRAIGHT THREAD TO ORFS
48897	DT-750-MSMS-5	VALVE,CHECK	48943	8-6 F5OLO-S	CONNECTOR,STRAIGHT THREAD TO ORFS
48898	DT-750-MOMS-5	VALVE,CHECK	48944	8-8 FLO-S	CONNECTOR,MALE PIPE TO ORFS
48899	DT-620-MOMS-5	VALVE,CHECK	48945	8 FTX-S	CONNECTOR,MALE PIPE TO FLARE TUBE
48900	4-6 F5OLO-SW/.035	CONNECTOR,STRAIGHT THREAD TO ORFS, W/.035 ORI	48946	8-10 F5OLO-S	CONNECTOR,STRAIGHT THREAD TO ORFS
48902	16-1 AOE4G-S	ELBOW,90° LONG,FEMALE PIPE TO STRAIGHT THREAD	48947	8-12 C5OLO-S	ELBOW,90°,STRAIGHT THREAD TO ORFS
48903	1 FF-S	NIPPLE,PIPE	48948	8-12 F5OLO-S	CONNECTOR,STRAIGHT THREAD TO ORFS
48904	4 C5OLO-S	ELBOW,90°,STRAIGHT THREAD TO ORFS	48949	8-16 F5OLO-S	CONNECTOR,STRAIGHT THREAD TO ORFS
48905	4 F5OLO-S	CONNECTOR,STRAIGHT THREAD TO ORFS	48950	10 C5OLO-S	ELBOW,90°,STRAIGHT THREAD TO ORFS
48906	4 R5OLO-S	RUN TEE,STRAIGHT THREAD	48951	10 CC5OLO-S	ELBOW,90° LONG,STRAIGHT THREAD TO ORFS
48907	4 V5OLO-S	ELBOW,45°,STRAIGHT THREAD TO ORFS	48952	10 F5OLO-S	CONNECTOR,STRAIGHT THREAD TO ORFS
48908	4 R6LO-S	RUN TEE,SWIVEL NUT,ORFS	48953	10 R5OLO-S	RUN TEE,STRAIGHT THREAD
48909	4 WJLO-WLNL-S	RUN TEE, BULKHEAD,ORFS	48954	10 S5OLO-S	BRANCH TEE,STRAIGHT THREAD TO ORFS
48910	4 GTX-S W/.030	CONNECTOR,FEMALE PIPE TO FLARE TUBE	48955	10 R6LO-S	RUN TEE,SWIVEL NUT,ORFS
48911	4-6 C5OLO-S	ELBOW,90°,STRAIGHT THREAD TO ORFS	48956	10-4 TRLO-BL-S	REDUCER,TUBE END TO SWIVEL,ORFS
48912	4-6 F5OLO-S	CONNECTOR,STRAIGHT THREAD TO ORFS	48957	10-6 TRLO-BL-S	REDUCER,TUBE END TO SWIVEL,ORFS
48913	4-6 F5OLO-SW/.030	CONNECTOR,STRAIGHT THREAD TO ORFS, W/.030 ORI	48958	10-12 F5OLO-S	CONNECTOR,STRAIGHT THREAD TO ORFS
48914	4-8 F5OLO-S	CONNECTOR,STRAIGHT THREAD TO ORFS	48959	12 C5OLO-S	ELBOW,90°,STRAIGHT THREAD TO ORFS
48915	6 C5OLO-S	ELBOW,90°,STRAIGHT THREAD TO ORFS	48960	12 F5OLO-S	CONNECTOR,STRAIGHT THREAD TO ORFS
48916	6 F5OLO-S	CONNECTOR,STRAIGHT THREAD TO ORFS	48961	12 R5OLO-S	RUN TEE,STRAIGHT THREAD
48917	6 FF5OLO-S	CONNECTOR,LONG,STRAIGHT THREAD TO ORFS	48962	12 S5OLO-S	BRANCH TEE,STRAIGHT THREAD TO ORFS
48918	6 R5OLO-S	RUN TEE,STRAIGHT THREAD	48963	12 V5OLO-S	ELBOW,45°,STRAIGHT THREAD TO ORFS
48919	6 S5OLO-S	BRANCH TEE,STRAIGHT THREAD TO ORFS	48964	12 R6LO-S	RUN TEE,SWIVEL NUT,ORFS
48920	6 V5OLO-S	ELBOW,45°,STRAIGHT THREAD TO ORFS	48965	12 CLO-S	ELBOW,90°,MALE PIPE TO ORFS
48921	6 FLO-S	CONNECTOR,MALE PIPE TO ORFS	48966	12 FLO-S	CONNECTOR,MALE PIPE TO ORFS
48922	6-6 FLO-S	CONNECTOR,MALE PIPE TO ORFS	48967	12 JLO-S	UNION TEE,ORFS
48923	6 P5ON-S	PLUG,STRAIGHT THREAD	48968	12 WLO-WLNL-S	UNION,BULKHEAD,ORFS
48925	6 WELO-S	UNION,90° BULKHEAD,ORFS	48969	12 WJLO-WLNL-S	RUN TEE, BULKHEAD,ORFS
48926	6-4 C5OLO-S	ELBOW,90°,STRAIGHT THREAD TO ORFS	48970	12 WELO-WLNL-S	UNION,90° BULKHEAD W/NUT,ORFS
48927	6-4 F5OLO-S	CONNECTOR,STRAIGHT THREAD TO ORFS			
48928	6-4 V5OLO-S	ELBOW,45°,STRAIGHT THREAD TO ORFS			
48929	6-8 C5OLO-S	ELBOW,90°,STRAIGHT THREAD TO ORFS			
48930	6-8 F5OLO-S	CONNECTOR,STRAIGHT THREAD TO ORFS			
48931	6-10 F5OLO-S	CONNECTOR,STRAIGHT THREAD TO ORFS			
48932	8 C5OLO-S	ELBOW,90°,STRAIGHT THREAD TO ORFS			
48933	8 F5OLO-S	CONNECTOR,STRAIGHT THREAD TO ORFS			
48934	8 FF5OLO-S	CONNECTOR,LONG,STRAIGHT THREAD TO ORFS			
48935	8 R5OLO-S	RUN TEE,STRAIGHT THREAD			
48936	8 S5OLO-S	BRANCH TEE,STRAIGHT THREAD TO ORFS			
48937	8 V5OLO-S	ELBOW,45°,STRAIGHT THREAD TO ORFS			

Fitting Cross References (Continued)

Genie PN	Parker PN	Description	Genie PN	Parker PN	Description
48971	12 G5G5JG5-S	TEE,FEMALE STRAIGHT THREAD	49612	PKT02586	O-RING KIT (ORFS FITTINGS)
48972	12 XHL6-S	ADAPTER, 37° MALE TO SWIVEL ORFS	49613	PKT06276	PLUG AND CAP KIT-SERVICE,ORFS
48973	12-1/2 F5OG-S	ADAPTER,FEMALE PIPE TO STRAIGHT THREAD	49728	10143-12-12	HOSE END, MALE PIPE
48974	12-10 C5OLO-S	ELBOW,90°,STRAIGHT THREAD TO ORFS	49729	16-1 F5OG-S	ADAPTER,FEMALE PIPE TO STRAIGHT THREAD
48975	12-10 F5OLO-S	CONNECTOR,STRAIGHT THREAD TO ORFS	49814	12-8 FLO-S	CONNECTOR,MALE PIPE TO ORFS
48976	12-16 C5OLO-S	ELBOW,90°,STRAIGHT THREAD TO ORFS	49829	DT-500-MOMF-5	VALVE,CHECK
48977	12-16 F5OLO-S	CONNECTOR,STRAIGHT THREAD TO ORFS	49831	881-12	HOSE,3/4 INCH ID
48978	12-16 V5OLO-S	ELBOW,45°,STRAIGHT THREAD TO ORFS	49834	16 JLO-S	UNION TEE,ORFS
48980	12-16 FLO-S	CONNECTOR,MALE PIPE TO ORFS	49838	12-8 TRLO-BL-S	REDUCER,TUBE END TO SWIVEL,ORFS
48983	16 C5OLO-S	ELBOW,90°,STRAIGHT THREAD TO ORFS	49840	8 JLO-S	UNION TEE,ORFS
48984	16 F5OLO-S	CONNECTOR,STRAIGHT THREAD TO ORFS	49844	10-8 TRLO-BL-S	REDUCER,TUBE END TO SWIVEL,ORFS
48985	16 V5OLO-S	ELBOW,45°,STRAIGHT THREAD TO ORFS	49854	8 P5ON-S	PLUG,STRAIGHT THREAD
48986	16 FLO-S	CONNECTOR,MALE PIPE TO ORFS	49855	1JC43-16-12	HOSE END,FEMALE SWIVEL,SEAL LOK
48988	16 CD45-S	ELBOW,45°,MALE TO FEMALE PIPE	49859	4 P5ON-S	PLUG,STRAIGHT THREAD
48989	12 CD45-S	ELBOW,45°,MALE TO FEMALE PIPE	49861	4 FF5OLO-S	CONNECTOR,LONG,STRAIGHT THREAD TO ORFS
48990	8 CD45-S	ELBOW,45°,MALE TO FEMALE PIPE	49867	12-3/4 F5OG-S	ADAPTER,FEMALE PIPE TO STRAIGHT THREAD
48991	16-12 FLO-S	CONNECTOR,MALE PIPE TO ORFS	51152	6 R6X-S	RUN TEE,SWIVEL NUT,ORFS
48992	16-12 V5OLO-S	ELBOW,45°,STRAIGHT THREAD TO ORFS	51153	6-4 TRTX-S	REDUCER,TUBE END TO SWIVEL,ORFS
48993	XV501-12	BALL VALVE	51154	4-4 GTX	CONNECTOR,FEMALE PIPE TO FLARE TUBE
48994	XV501-16	BALL VALVE	51264	881-12	HOSE,3/4 INCH ID
48995	XV510P-12	BALL VALVE	51265	8 JLO-S	UNION TEE,ORFS
48996	XV510P-16	BALL VALVE	51508	6 BTX-S	NUT,FLARE TUBE
48997	PD341	DIAGNOSTIC NIPPLE, STRAIGHT THREAD	51580	12-8 TRLO-BL-S	TUBE END REDUCER,ORFS
48998	PD 361	DIAGNOSTIC NIPPLE, STRAIGHT THREAD	51628	6 R6X-S	RUN TEE,SWIVEL NUT,ORFS
48999	DT-500-MOMS-5	VALVE,CHECK	51735	3/8 HHP	PLUG,PIPE THREAD
49201	10 V5OLO-S	ELBOW,45°,STRAIGHT THREAD TO ORFS	51803	1J943-6-8	HOSE END,90° FEMALE SWIVEL,SEAL LOK
49202	1JC43-12-10	HOSE END,FEMALE SWIVEL,SEAL LOK	53023	125HBL-5-4	FITTING,HOSE BARB TO MALE PIPE
49203	10-8 V5OLO-S	ELBOW,45°,STRAIGHT THREAD TO ORFS	53497	PKT02585	O-RING KIT
49205	6 F5OHAO-S	UNION,STRAIGHT THREAD	53499	1JC71-16-16	HOSE END,FEMALE SWIVEL,SEAL LOK
49207	PD34BTL	DIAGNOSTIC NIPPLE,SEAL-LOK SWIVEL	53500	3-904	O-RING,STRAIGHT THREAD,-4
49209	8M18F870MX-S	CONNECTOR,METRIC,STRAIGHT THREAD TO FLARE TUBE	53501	3-906	O-RING,STRAIGHT THREAD,-6
49212	8 WGTX-WLN-S	CONNECTOR,BULKHEAD,FEMALE PIPE TO FLARE TUBE	53502	3-908	O-RING,STRAIGHT THREAD,-8
49213	30682-8-8	HOSE END,FEMALE SWIVEL,JIC	53503	3-910	O-RING,STRAIGHT THREAD,-10
49216	831-8	HOSE,1/2 INCH ID			
49217	33982-8-8	HOSE END,90° FEMALE SWIVEL,JIC			
49219	PS-B-35	SLEEVE,NYLON,2.19" ID			
49418	4-6 V5OLO-S	ELBOW,45°,STRAIGHT THREAD TO ORFS			
49511	DT370-MOMS-5	VALVE,CHECK			
49512	1 DD-S	ELBOW,90°,FEMALE PIPE			
49513	1 FF-S	NIPPLE,PIPE			
49514	10 HP5ON-S	PLUG,STRAIGHT THREAD			
49515	12-16 CLO-S	ELBOW,90°,MALE PIPE TO ORFS			
49517	6 HP5ON-S	PLUG,STRAIGHT THREAD			
49519	16-12 F5OLO-S	CONNECTOR,STRAIGHT THREAD TO ORFS			
49520	4 VTX-S	ELBOW,45°,MALE PIPE TO FLARE TUBE			
49530	16 C6LO-S	ELBOW,90°,SWIVEL NUT ORFS			

## Fitting Cross References (Continued)

Genie PN	Parker PN	Description	Genie PN	Parker PN	Description
53535	3-912	O-RING,STRAIGHT THREAD,-12	61083	24 F5OLO-S	CONNECTOR,STRAIGHT THREAD TO ORFS
53536	4-PNLO-S	PLUG,TUBE END,ORFS	61086	20 R5OLO-S	RUN TEE,STRAIGHT THREAD
53537	6 PNLO-S	PLUG,TUBE END,ORFS	61090	24-20 F5OLO-S	CONNECTOR,STRAIGHT THREAD TO ORFS
53538	8 PNLO-S	PLUG,TUBE END,ORFS	61091	1J943 24-24	HOSE END,90° FEMALE SWIVEL,SEAL LOK
53539	10 PNLO-S	PLUG,TUBE END,ORFS	61093	1J978-12-12	HOSE END,90° FEMALE SWIVEL,JIC
53540	12 PNLO-S	PLUG,TUBE END,ORFS	61095	1JS43-20-16	HOSE END,FEMALE SWIVEL,SEAL LOK
53946	129HB-5-4	FITTING,90° HOSE BARB TO MALE PIPE	61100	811-24	HOSE,11/2 INCH ID
53951	8-1/4F50G-S	ADAPTER,FEMALE PIPE TO STRAIGHT THREAD	61130	1JS43-24-24	HOSE END,FEMALE SWIVEL,SEAL LOK
53980	6 S6LO-S	BRANCH TEE,SWIVEL NUT TO ORFS	61131	1JS78 12-12	HOSE END,FEMALE SWIVEL,SEAL LOK
54132	4 C6LO-S	ELBOW,90°,SWIVEL NUT ORFS	61132	1J778-12-12	HOSE END,45° FEMALE SWIVEL,JIC
54135	11343-16-16	HOSE END,MALE SWIVEL,PIPE	61152	139HB-6-4	ELBOW,45°,BARB TO MALE PIPE
54283	8-10 C5OLO-S	ELBOW,90°,STRAIGHT THREAD TO ORFS	61251	BV-0750	BALL VALVE
54428	8M18C870MLO-S	ELBOW, 90° METRIC, STRAIGHT THREAD TO ORFS	61259	4 CC5OLO-S	ELBOW,90° LONG,STRAIGHT THREAD TO ORFS
54803	FS-F-16-10	SLEEVE,FIRE,.96" ID	61260	20-12 TRLO-BL	REDUCER,TUBE END TO SWIVEL,ORFS
54954	10143-2-4	HOSE END, MALE PIPE	61262	12 C6LO-S	ELBOW,90°,SWIVEL NUT ORFS
55190	3/8 HP-S	PLUG,PIPE THREAD	61263	20 F5OHAO-S	UNION,STRAIGHT THREAD
55448	8 HLO-S	UNION,ORFS	61264	6-10 C5OLO-S	ELBOW,90°,STRAIGHT THREAD TO ORFS
55839	6 F65OX-S	CONNECTOR,STRAIGHT THREAD TO 37° SWIVEL	61265	6 WNLO-WLNL-S	UNION,BULKHEAD 45°,ORFS
55968	10 C5OX-S	ELBOW,90°,STRAIGHT THREAD TO FLARE TUBE	61268	4 WNLO-WLNL-S	UNION,BULKHEAD 45°,ORFS
56003	6 CC5OLO-S	ELBOW,90° LONG,STRAIGHT THREAD TO ORFS	61269	4 WLO-WLNL-S	UNION,BULKHEAD,ORFS
56166	BV-0837	BALL VALVE,90°	61272	12 AOEL6	ELBOW,90°,STRAIGHT THREAD TO ORFS SWIVEL
56188	10143-8-6	HOSE END, MALE PIPE	61316	482TC-16	HOSE,1 INCH ID
56233	2-011	O-RING,ORFS,-4	61321	6 JLO-S	UNION TEE,ORFS
56234	2-012	O-RING,ORFS,-6	61327	782-12	HOSE,3/4 INCH ID
56235	2-014	O-RING,ORFS,-8	61328	881-24	HOSE,11/2 INCH ID
56236	2-016	O-RING,ORFS,-10	61336	11943-20-24	HOSE END,90° FLANGE HEAD
56237	2-018	O-RING,ORFS,-12	61345	12 WJLO-WLNL-S	RUN TEE, BULKHEAD,ORFS
56238	2-021	O-RING,ORFS,-16	61346	8 WNLO-WLNL-S 4	UNION,BULKHEAD 45°,ORFS
56352	6 WLNL-S	LOCKNUT,BULKHEAD	61569	33782-8-8	HOSE END,45° FEMALE SWIVEL,JIC
56353	3J782-12-12	HOSE END,45° FEMALE SWIVEL,SEAL LOK	61610	12 FF5OLO-S	CONNECTOR,LONG,STRAIGHT THREAD TO ORFS
56354	3J982-12-12	HOSE END,90° FEMALE SWIVEL,SEAL LOK	61742	1/8 X 1.5 FFF	NIPPLE,PIPE
56604	10-8 F5OLO-S	CONNECTOR,STRAIGHT THREAD TO ORFS	63426	8 PNTX-S	PLUG,FLARE TUBE
56639	3JC82-10-10	HOSE END,FEMALE SWIVEL,SEAL LOK			
56640	3J982-10-10	HOSE END,90° FEMALE SWIVEL,SEAL LOK			
56655	3JC82-8-10	HOSE END,FEMALE SWIVEL,SEAL LOK			
56676	10-8 C5OLO-S	ELBOW,90°,STRAIGHT THREAD TO ORFS			
56776	471TC-6	HOSE,3/8 INCH ID			
56777	471TC-8	HOSE,1/2 INCH ID			
56789	811-16	HOSE,1 INCH ID			
57884	3/8 FF	NIPPLE,PIPE			
59335	6 FNL-S	CAP, TUBE END			
59342	4 FNL-S	CAP, TUBE END			
59371	8 HP5ON-S	PLUG,STRAIGHT THREAD			
60653	BV-0751	BALL VALVE			
60806	125HB-3-4	FITTING,HOSE BARB TO MALE PIPE			
61064	5-1/4 F50G-S	ADAPTER,FEMALE PIPE TO STRAIGHT THREAD			
61079	4 WELO-WLNL-S	UNION,90° BULKHEAD W/NUT,ORFS			
61080	6 WLO-WLNL-S	UNION,BULKHEAD,ORFS			

Fitting Cross References (Continued)

Genie PN	Parker PN	Description
64271	4 WLO-WLNL-S	UNION,BULKHEAD,ORFS
64272	6 WLO-WLNL-S	UNION,BULKHEAD,ORFS
65776	8 F65OL-S	CONNECTOR,STRAIGHT THREAD TO ORFS SWIVEL
65880	6001012	O-RING KIT
66154	6 WTX-WLNS	UNION,BULKHEAD,FLARE TUBE
66155	6 WETX-S	UNION,BULKHEAD 90°,FLARE TUBE
66156	6 WLN-S	BULKHEAD LOCKNUT
66389	6-8 F5OX-S	CONNECTOR,STRAIGHT THREAD TO FLARE TUBE
66392	6 R5OX-S	RUN TEE,STRAIGHT THREAD
66396	811-12	HOSE,3/4 INCH ID
66829	H3174PP	CLAMP,TUBE
67217	4 KLO-S	UNION,CROSS,ORFS
67339	10-6 F5OX-S	CONNECTOR,STRAIGHT THREAD TO FLARE TUBE
67357	13943-8-6	HOSE END,90° FEMALE SWIVEL,JIC
67358	10 HP5ON-S	PLUG,STRAIGHT THREAD
67371	12 S6LO-S	BRANCH TEE,SWIVEL NUT TO ORFS
67498	4 FNL-S	CAP, TUBE END
67906	DC-370-F0F0-5	VALVE,CHECK
69316	8 FLO-S	CONNECTOR,MALE PIPE TO ORFS
69333	H3174PP	CLAMP,HYDRAULIC HOSE
69503	4 F65OX-S	CONNECTOR,STRAIGHT THREAD TO 37° SWIVEL
69775	8 FNL-S	CAP, TUBE END
71038	1/4X1/4F3HG-S	ADAPTER,CONVERSION
71196	12-8 F5OLO-S	CONNECTOR,STRAIGHT THREAD TO ORFS
71383	1/4 CD45-S	ELBOW,45°,MALE TO FEMALE PIPE
72270	12FNL-S	CAP, TUBE END
73436	60C-4	SLEEVE,COMPRESSION
73437	61C-4	NUT,COMPRESSION
73438	33482-4-4B	HOSE END,PUSH LOK,MALE
73767	1CD-S	ELBOW,90°,MALE TO FEMALE PIPE
73768	20-16-F5OG5-S	ADAPTER,FEMALE PIPE TO STRAIGHT THREAD
73769	16-20 F5OLO-S	CONNECTOR,STRAIGHT THREAD TO ORFS
74660	6-8 F42EDMLO-S	CONNECTOR,MALE BSPP TO ORFS
74661	8-8 F42EDMLO-S	CONNECTOR,MALE BSPP TO ORFS
75007	4 FLO-S	CONNECTOR,MALE PIPE TO ORFS
75008	1/8 HP-S	PLUG,PIPE THREAD
75014	1/2 HP-S	PLUG,PIPE THREAD
75042	8 WELO-WLNL-S	UNION,90° BULKHEAD W/NUT,ORFS
75043	3/4 FF-S	NIPPLE,PIPE
75254	24 F5OHAO-S	UNION,STRAIGHT THREAD
75255	12 F5OHAO-S	UNION,STRAIGHT THREAD
75256	XV506P-24	BALL VALVE
75574	4 WLNL-S	BULKHEAD LOCKNUT
75612	8 WJLO-WLNL-S	RUN TEE, BULKHEAD,ORFS
75613	12-8 F5OG5-S	ADAPTER,FEMALE PIPE TO STRAIGHT THREAD
75614	8 CC5OLO-S	ELBOW,90° LONG,STRAIGHT THREAD TO ORFS
75628	1JB43-4-4	HOSE END,BULKHEAD,SEAL LOK

Genie PN	Parker PN	Description
75631	801-6	HOSE,3/8 INCH ID
75654	20 F5OLO-S	CONNECTOR,STRAIGHT THREAD TO ORFS
75655	1J943-20-20	HOSE END,90° FEMALE SWIVEL,SEAL LOK
75656	881-20	HOSE,1-1/4 INCH ID
75971	8 F5OHAO-S	UNION,STRAIGHT THREAD
77307	1JB43-8-8	HOSE END,BULKHEAD,SEAL LOK
77309	8 WLNL-S	BULKHEAD LOCKNUT
77379	8M18C87OMX-S	ELBOW,90° METRIC,STRAIGHT THREAD TO FLARE TUBE
77703	3J982-8-8	HOSE END,90° FEMALE SWIVEL,SEAL LOK
77711	801-10	HOSE,5/8 INCH ID
77758	12 WNLO-WLNL-S	UNION,BULKHEAD 45°,ORFS
78091	6 C6X-S	ELBOW,90°,SWIVEL NUT TO FLARE TUBE
78684	30582-8-8B	HOSE END,PUSH LOK,MALE
78852	549-2	HOSE,1/8 INCH ID
78855	10657-4-2	HOSE END,FEMALE SWIVEL,JIC
79138	PS-B-37	SLEEVE,NYLON,2.38" ID
79476	1JS43-6-8	HOSE END,FEMALE SWIVEL,SEAL LOK
79847	12-3/4 A0EG-S	ELBOW,90°,STRAIGHT THREAD TO FEMALE PIPE
80044	8 CLO-S	ELBOW,90°,MALE PIPE TO ORFS
80502	8 F5OX-S	CONNECTOR,STRAIGHT THREAD TO FLARE TUBE
80503	8 C5OX-S	ELBOW,90°,STRAIGHT THREAD TO FLARE TUBE
81010	AS-B-27	SLEEVE,NYLON,1.63" ID
83052	821-6	HOSE,3/8 INCH ID
83053	821-8	HOSE,1/2 INCH ID
83054	821-12	HOSE,3/4 INCH ID
83055	30682-6-6	HOSE END,FEMALE SWIVEL,JIC
83056	30682-12-12	HOSE END,FEMALE SWIVEL,JIC
83057	33782-6-6	HOSE END,45° FEMALE SWIVEL,JIC
83058	33982-6-6	HOSE END,90° FEMALE SWIVEL,JIC
83060	33982-12-12	HOSE END,90° FEMALE SWIVEL,JIC
83063	13743-4-4	HOSE END,45° FEMALE SWIVEL,JIC

## Fitting Cross References (Continued)

Genie PN	Parker PN	Description	Genie PN	Parker PN	Description
83064	13743-8-8	HOSE END,45° FEMALE SWIVEL,JIC	89449	6 WJLO-WLNL-S	RUN TEE, BULKHEAD,ORFS
83065	13743-12-12	HOSE END,45° FEMALE SWIVEL,JIC	89489	4 WJMLO-S	BRANCH TEE,BULKHEAD,ORFS
83066	13943-8-8	HOSE END,90° FEMALE SWIVEL,JIC	89551	1JB43-6-6	HOSE END,BULKHEAD,SEAL LOK
83067	14143-6-6	HOSE END,90° FEMALE SWIVEL,JIC	89552	1JB43-8-8	HOSE END,BULKHEAD,SEAL LOK
83068	14143-8-8	HOSE END,90° FEMALE SWIVEL,JIC	89593	20 C5OLO-S	ELBOW,90°,STRAIGHT THREAD TO ORFS
83069	14143-12-12	HOSE END,90° FEMALE SWIVEL,JIC	94161	8-8 CLO-S	ELBOW,90°,MALE PIPE TO ORFS
83070	772-8	HOSE,1/2 INCH ID	94358	351TC-12	HOSE,3/4 INCH ID
83071	10671-8-8	HOSE END,FEMALE SWIVEL,JIC	94418	20 FLO-S	CONNECTOR,MALE PIPE TO ORFS
83072	10671-12-12	HOSE END,FEMALE SWIVEL,JIC	96358	12 TX-S	SLEEVE,FLARE TUBE
83073	13771-8-8	HOSE END,45° FEMALE SWIVEL,JIC	96359	12 BTX-S	NUT,FLARE TUBE
83074	13771-12-12	HOSE END,45° FEMALE SWIVEL,JIC	96397	8 F5OX-S	CONNECTOR,STRAIGHT THREAD TO FLARE TUBE
83075	13971-8-8	HOSE END,90° FEMALE SWIVEL,JIC	96398	12-8 F5OX-S	CONNECTOR,STRAIGHT THREAD TO FLARE TUBE
83076	13971-12-12	HOSE END,90° FEMALE SWIVEL,JIC	96402	10343-6-6	HOSE END,MALE,JIC
83077	14171-8-8	HOSE END,90° FEMALE SWIVEL,JIC	96407	30382-6-6B	HOSE END,MALE,JIC
83078	14171-12-12	HOSE END,90° FEMALE SWIVEL,JIC			
83080	13943-16-16	HOSE END,90° FEMALE SWIVEL,JIC			
83103	10671-16-12	HOSE END,FEMALE SWIVEL,JIC			
83104	10671-10-12	HOSE END,FEMALE SWIVEL,JIC			
83112	1JC71-8-8	HOSE END,FEMALE SWIVEL,SEAL LOK			
83113	1JS71-16-12	HOSE END,FEMALE SWIVEL,SEAL LOK			
83114	1JS71-10-12	HOSE END,FEMALE SWIVEL,SEAL LOK			
83115	1J971-8-8	HOSE END,90° FEMALE SWIVEL,SEAL LOK			
83116	1J171-8-8	HOSE END,90° FEMALE SWIVEL,SEAL LOK			
83117	1J771-8-8	HOSE END,45° FEMALE SWIVEL,SEAL LOK			
83127	1J543-6-8	HOSE END,90° FEMALE SWIVEL,JIC			
83128	1JC43-6-8	HOSE END,FEMALE SWIVEL,SEAL LOK			
87033	12-6 TRLO-S	REDUCER,TUBE END TO SWIVEL,ORFS			
87034	3J782-8-8	HOSE END,45° FEMALE SWIVEL,SEAL LOK			
87172	12 HP5ON-S	PLUG,STRAIGHT THREAD			
87185	8 WNLO-WLNL-S	UNION,BULKHEAD 45°,ORFS			
87246	4 C6X-S	ELBOW,90°,SWIVEL NUT TO FLARE TUBE			
87679	6 LHP-S	FLANGE SEAL FITTING, MALE			
87681	6PLS N0702	BONDED SEAL			
88100	SR88100	ADAPTER,OIL DRAIN,GM 3.0L			
88311	1JS43-20-20	HOSE END,FEMALE SWIVEL,SEAL LOK			
88353	20 V5OLO-S	ELBOW,45°,STRAIGHT THREAD TO ORFS			
88474	10081-20	Crimp Shell, 1.25"			
88475	1988-20-24	HOSE END,90° FLANGE HEAD			
88476	JS88-24-24	HOSE END,FEMALE SWIVEL,SEAL LOK			
88477	1JC88-20-20	HOSE END,FEMALE SWIVEL,SEAL LOK			
88478	811-20	HOSE,11/4 INCH ID			
88936	20-16 F5OLO-S	CONNECTOR,STRAIGHT THREAD TO ORFS			
88937	20-16 FLO-S	CONNECTOR,MALE PIPE TO ORFS			
88938	1JC88-16-16	HOSE END,FEMALE SWIVEL,SEAL LOK			
88939	1J988-16-16	HOSE END,90° FEMALE SWIVEL,ORFS			
88940	811-16	HOSE,1 INCH ID			
88944	1J988-20-20	HOSE END,90° FEMALE SWIVEL,ORFS			
89403	16 VLO-S	ELBOW,45°,MALE PIPE TO ORFS			



California Proposition 65

## Warning

The exhaust from this product contains chemicals known to the State of California to cause cancer, birth defects or other reproductive harm.

### Genie North America

**Phone** 425.881.1800  
**Toll Free** USA and Canada  
800.536.1800  
**Fax** 425.883.3475

### Genie Australia Pty Ltd.

**Phone** +61 7 3375 1660  
**Fax** +61 7 3375 1002

### Genie China

**Phone** +86 21 53852570  
**Fax** +86 21 53852569

### Genie Malaysia

**Phone** +65 98 480 775  
**Fax** +65 67 533 544

### Genie Japan

**Phone** +81 3 3453 6082  
**Fax** +81 3 3453 6083

### Genie Korea

**Phone** +82 25 587 267  
**Fax** +82 25 583 910

### Genie Brasil

**Phone** +55 11 41 665 755  
**Fax** +55 11 41 665 754

### Genie Holland

**Phone** +31 183 581 102  
**Fax** +31 183 581 566

### Genie Scandinavia

**Phone** +46 31 575100  
**Fax** +46 31 579020

### Genie France

**Phone** +33 (0)2 37 26 09 99  
**Fax** +33 (0)2 37 26 09 98

### Genie Iberica

**Phone** +34 93 579 5042  
**Fax** +34 93 579 5059

### Genie Germany

**Phone** +49 (0)4202 88520  
**Fax** +49 (0)4202 8852-20

### Genie U.K.

**Phone** +44 (0)1476 584333  
**Fax** +44 (0)1476 584334

### Genie Mexico City

**Phone** +52 55 5666 5242  
**Fax** +52 55 5666 3241

Distributed By:

## Parts Manual

GS-1530, GS-1532, GS-1930, GS-1932,  
GS-2032, GS-2632, GS-3232, GS-2046, GS-2646, GS-3246

Part No.  
97384

Rev G37

**Genie**  
A TEREK BRAND